

How to manage Scheduled Payments

Uruskan pembayaran berjadual yang ditetapkan

All future dated and recurring payments are managed easily.

Semua pembayaran akan datang dan berulang diuruskan dengan mudah.

Here are the guides to manage your scheduled payments on RHB Online Banking and RHB Mobile Banking App

- ❖ [VIA RHB MOBILE BANKING APP \(P.2\)](#)
- ❖ [VIA RHB ONLINE BANKING WEBSITE \(P.7\)](#)

Berikut ialah panduan untuk memohom dan menguruskan RHB PayLater/-i di RHB Online dan aplikasi RHB Mobile Banking

- ❖ [MELALUI APLIKASI RHB MOBILE BANKING \(P.2\)](#)
- ❖ [MELALUI LAMAN WEB RHB ONLINE BANKING \(P.7\)](#)

How to manage Scheduled Payments

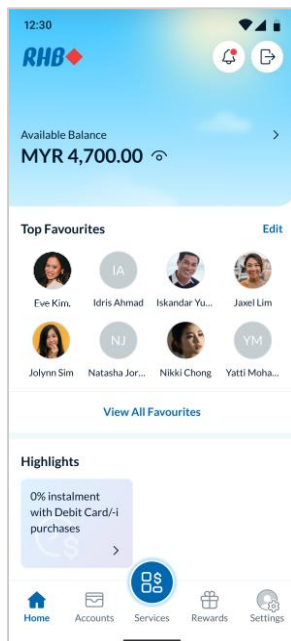
Uruskan pembayaran berjadual yang ditetapkan

All future dated and recurring payments are managed easily.

Semua pembayaran akan datang dan berulang diuruskan dengan mudah.

1. VIEW

1. VIEW



Step 1

Log in to the RHB Mobile Banking App and tap on 'Settings' tab at the bottom right corner.

Langkah 1

Log masuk ke aplikasi RHB Mobile Banking dan tekan tab 'Settings' pada bahagian bawah, di sebelah kanan.

How to manage Scheduled Payments

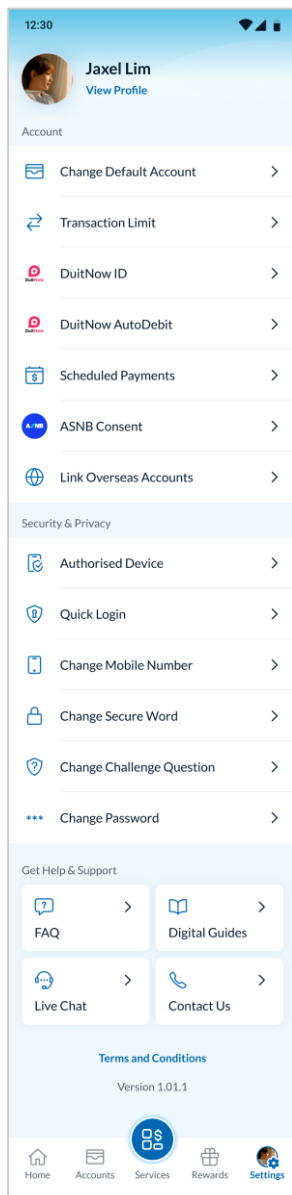
Uruskan pembayaran berjadual yang ditetapkan

All future dated and recurring payments are managed easily.

Semua pembayaran akan datang dan berulang diuruskan dengan mudah.

1. VIEW

1. VIEW



Step 2

Tap 'Scheduled Payments' to proceed.

Langkah 2

Tekan 'Scheduled Payments' untuk teruskan.

How to manage Scheduled Payments

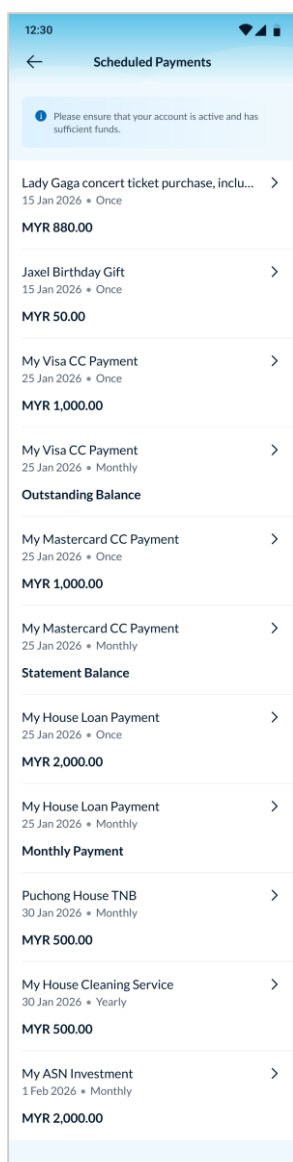
Uruskan pembayaran berjadual yang ditetapkan

All future dated and recurring payments are managed easily.

Semua pembayaran akan datang dan berulang diuruskan dengan mudah.

1. VIEW

1. VIEW



Payment Description	Date	Frequency	Amount
Lady Gaga concert ticket purchase, inclu...	15 Jan 2026	Once	MYR 880.00
Jaxel Birthday Gift	15 Jan 2026	Once	MYR 50.00
My Visa CC Payment	25 Jan 2026	Once	MYR 1,000.00
My Visa CC Payment	25 Jan 2026	Monthly	Outstanding Balance
My Mastercard CC Payment	25 Jan 2026	Once	MYR 1,000.00
My Mastercard CC Payment	25 Jan 2026	Monthly	Statement Balance
My House Loan Payment	25 Jan 2026	Once	MYR 2,000.00
My House Loan Payment	25 Jan 2026	Monthly	Monthly Payment
Puchong House TNB	30 Jan 2026	Monthly	MYR 500.00
My House Cleaning Service	30 Jan 2026	Yearly	MYR 500.00
My ASN Investment	1 Feb 2026	Monthly	MYR 2,000.00

Step 3

Select which scheduled payments you would like to see and tap to view more details.

Langkah 3

Pilih pembayaran berjadual yang anda ingin lihat dan tekan untuk melihat butiran lanjut.

How to manage Scheduled Payments

Uruskan pembayaran berjadual yang ditetapkan

All future dated and recurring payments are managed easily.

Semua pembayaran akan datang dan berulang diuruskan dengan mudah.

2. DELETE

2. PADAM

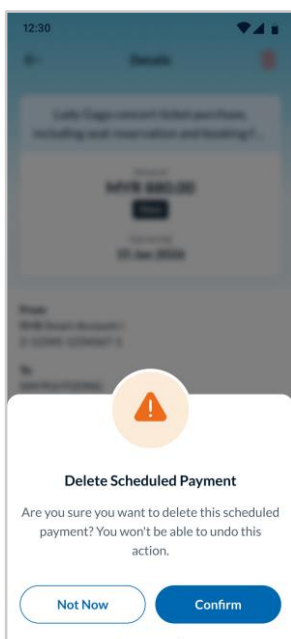


Step 4

Tap '🗑️' to delete the scheduled payment.

Langkah 4

Tekan '🗑️' untuk memadam pembayaran berjadual.



Step 5

Tap 'Confirm' to proceed.

Langkah 5

Tekan 'Confirm' untuk teruskan.

How to manage Scheduled Payments

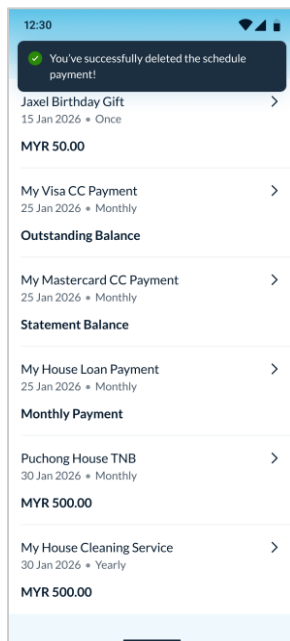
Uruskan pembayaran berjadual yang ditetapkan

All future dated and recurring payments are managed easily.

Semua pembayaran akan datang dan berulang diuruskan dengan mudah.

2. DELETE

2. PADAM



Step 6

You will receive a notification when your scheduled payment is successfully deleted.

Langkah 6

Anda akan menerima notis apabila bayaran berjadual anda berjaya dipadamkan.

How to manage Scheduled Payments

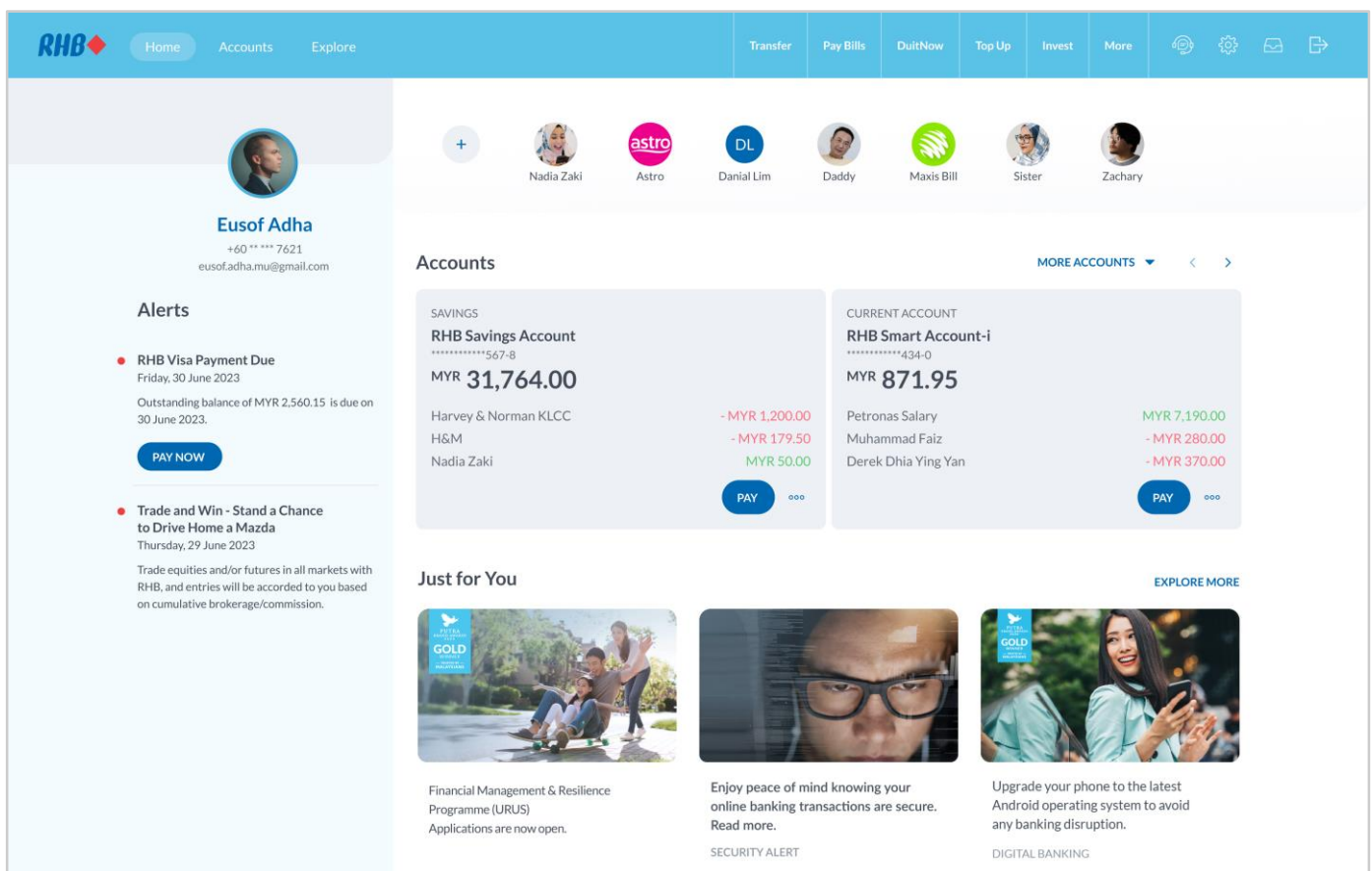
Uruskan pembayaran berjadual yang ditetapkan

All future dated and recurring payments are managed easily.

Semua pembayaran akan datang dan berulang diuruskan dengan mudah.

1. VIEW

1. LIHAT



The screenshot displays the RHB Online Banking dashboard for user Eusof Adha. The interface includes a top navigation bar with links like Home, Accounts, Explore, Transfer, Pay Bills, DuitNow, Top Up, Invest, and More. The main content area shows the user's profile, alerts (including an RHB Visa Payment Due on Friday, 30 June 2023), and a list of accounts. The 'Accounts' section shows a Savings Account (RHB Savings Account) with a balance of MYR 31,764.00 and a Current Account (RHB Smart Account-i) with a balance of MYR 871.95. Below the accounts, there are promotional banners for 'Just for You' and 'EXPLORE MORE'.

Step 1

Log in to RHB Online Banking and click 'Settings' icon at the top right corner.

Langkah 1

Log masuk ke RHB Online Banking dan tekan ikon 'Settings' di bahagian atas, pada sebelah kanan.

How to manage Scheduled Payments

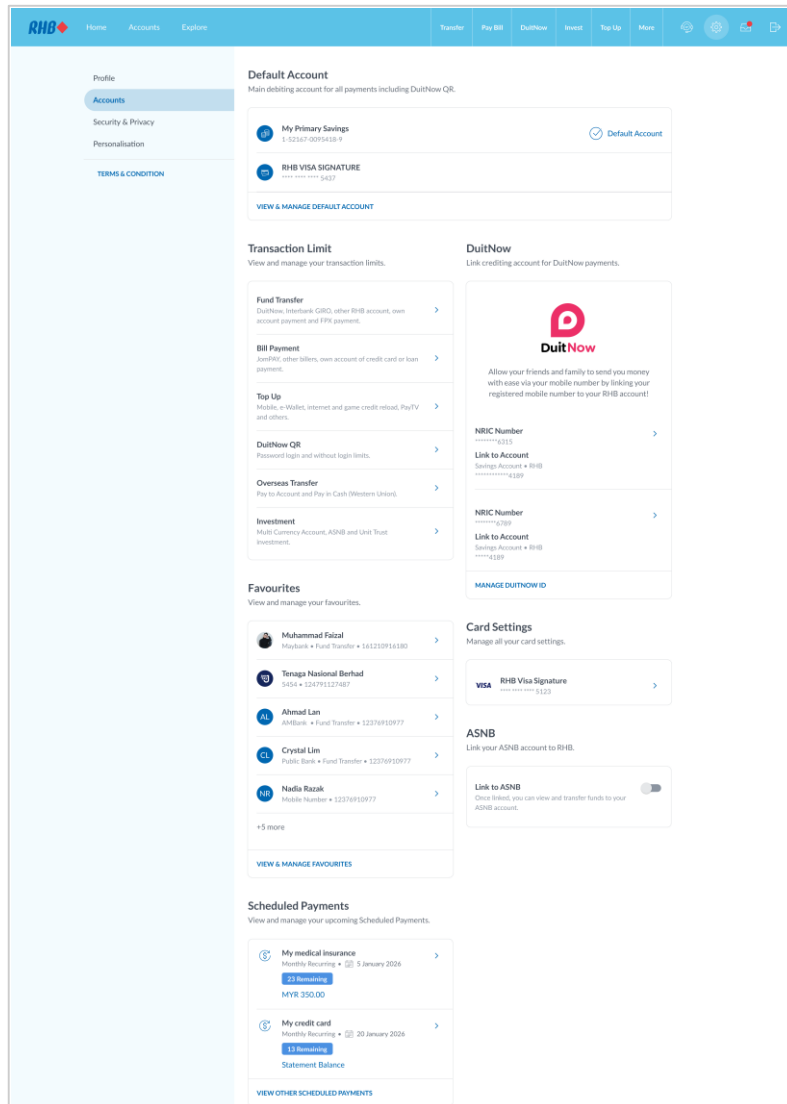
Uruskan pembayaran berjadual yang ditetapkan

All future dated and recurring payments are managed easily.

Semua pembayaran akan datang dan berulang diuruskan dengan mudah.

1. VIEW

1. LIHAT



Step 2

Click 'Accounts' and navigate to 'Scheduled Payments'. Click 'View Other Scheduled Payments' to view all your scheduled payments.

Langkah 2

Tekan 'Accounts' dan pergi ke 'Scheduled Payments'. Tekan 'View Other Scheduled Payments' untuk melihat semua bayaran berjadual anda.

How to manage Scheduled Payments

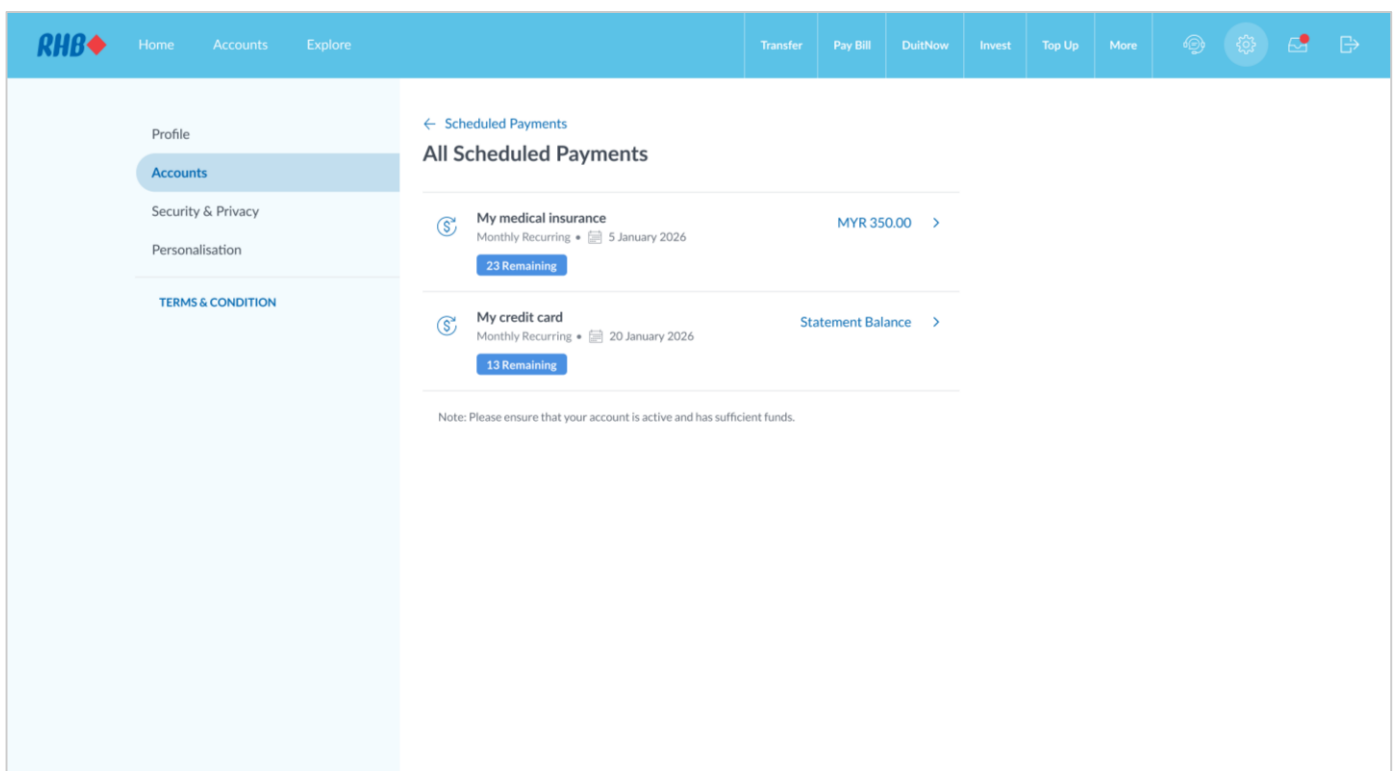
Uruskan pembayaran berjadual yang ditetapkan

All future dated and recurring payments are managed easily.

Semua pembayaran akan datang dan berulang diuruskan dengan mudah.

1. VIEW

1. LIHAT



Step 3

Select which scheduled payments you would like to see and click to view more details.

Langkah 3

Pilih pembayaran berjadual yang anda ingin lihat dan tekan untuk melihat butiran lanjut.

How to manage Scheduled Payments

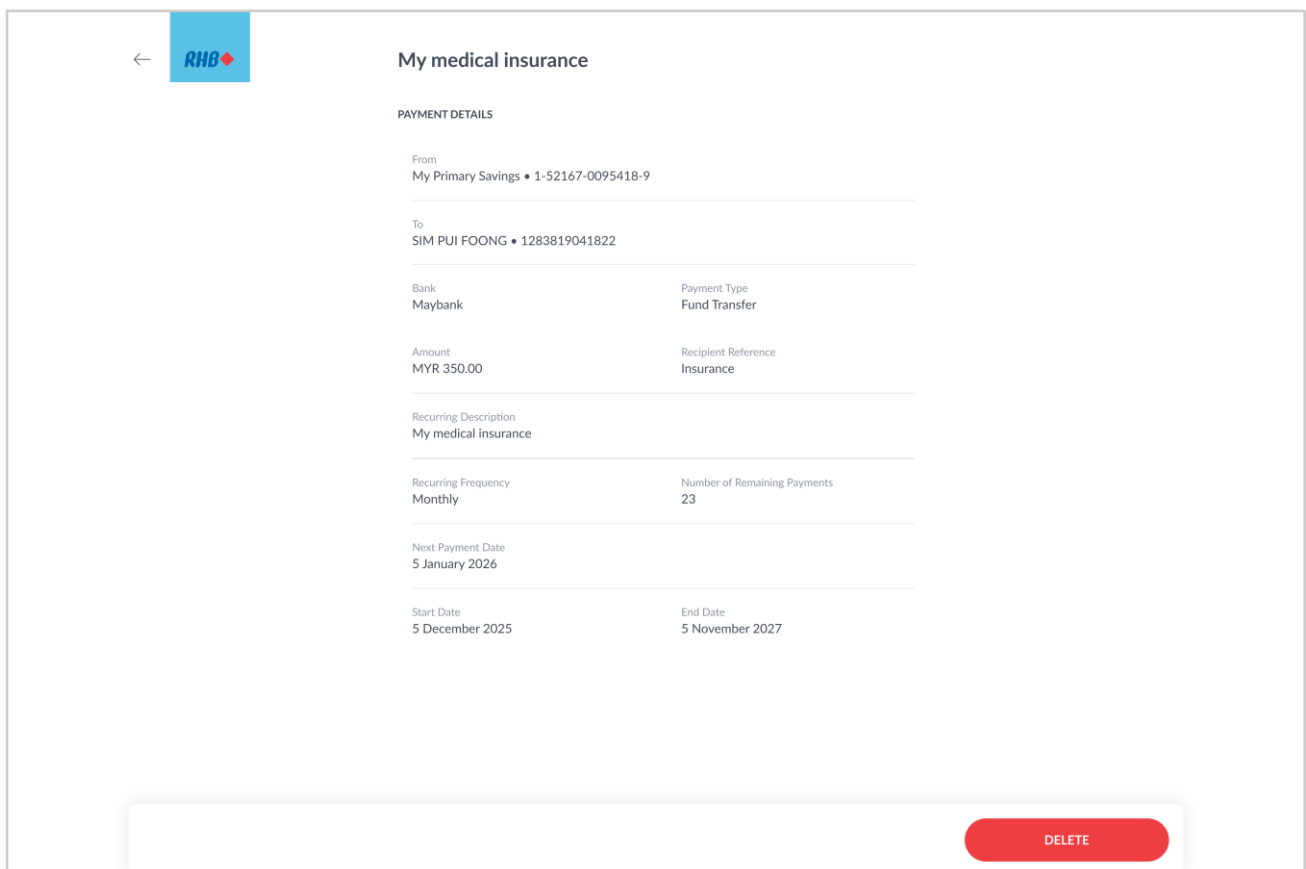
Uruskan pembayaran berjadual yang ditetapkan


All future dated and recurring payments are managed easily.

Semua pembayaran akan datang dan berulang diuruskan dengan mudah.

2. DELETE

2. PADAM



← 

My medical insurance

PAYMENT DETAILS

From
My Primary Savings • 1-52167-0095418-9

To
SIM PUI FOONG • 1283819041822

Bank
Maybank

Payment Type
Fund Transfer

Amount
MYR 350.00

Recipient Reference
Insurance

Recurring Description
My medical insurance

Recurring Frequency
Monthly

Number of Remaining Payments
23

Next Payment Date
5 January 2026

Start Date
5 December 2025

End Date
5 November 2027

DELETE

Step 4

To delete the scheduled payment, click 'Delete'.

Langkah 4

Untuk memadam bayaran berjadual, tekan 'Delete'.

How to manage Scheduled Payments

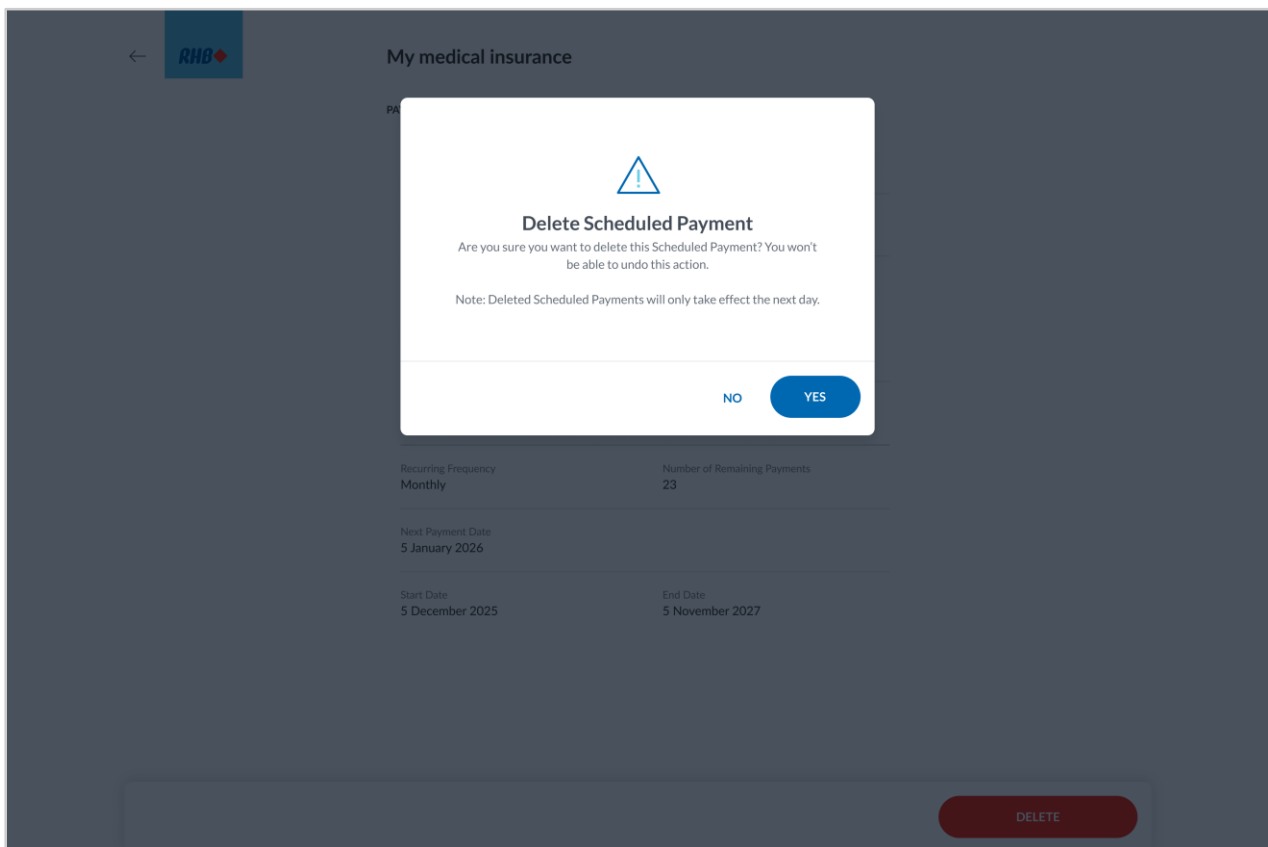
Uruskan pembayaran berjadual yang ditetapkan

All future dated and recurring payments are managed easily.

Semua pembayaran akan datang dan berulang diuruskan dengan mudah.

2. DELETE

2. PADAM



Step 5

Click 'Yes' to proceed.

Langkah 5

Tekan 'Yes' untuk teruskan transaksi.

How to manage Scheduled Payments

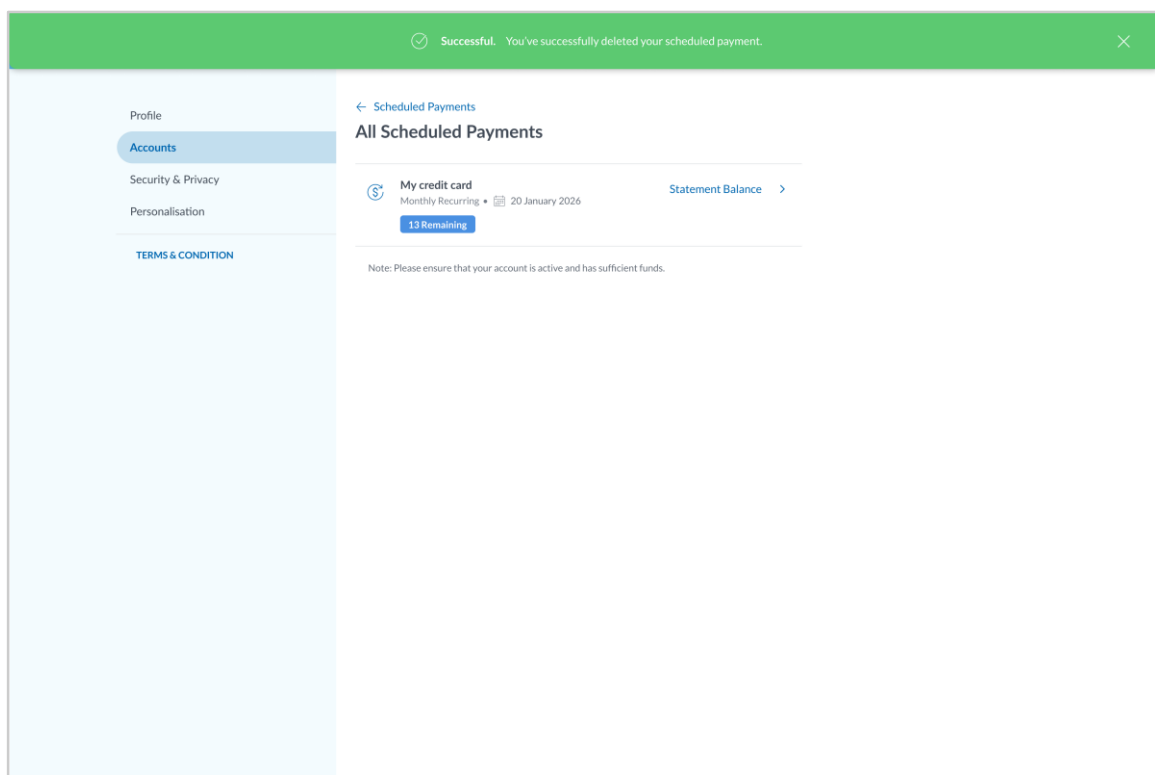
Uruskan pembayaran berjadual yang ditetapkan

All future dated and recurring payments are managed easily.

Semua pembayaran akan datang dan berulang diuruskan dengan mudah.

2. DELETE

2. PADAM



Step 6

You will receive a notification when your scheduled payment is successfully deleted.

Langkah 6

Anda akan menerima notis apabila bayaran berjadual anda berjaya dipadamkan.

How to manage Scheduled Payments

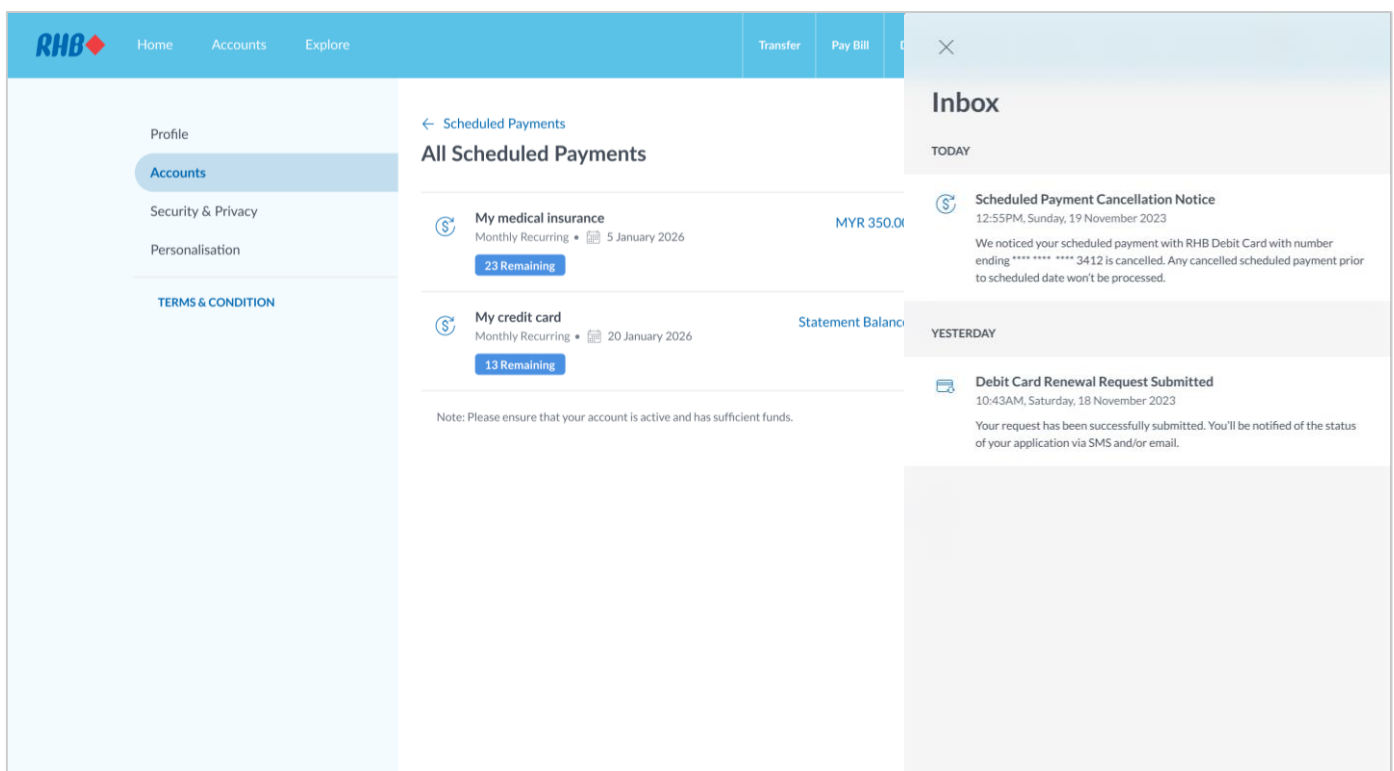
Uruskan pembayaran berjadual yang ditetapkan

All future dated and recurring payments are managed easily.

Semua pembayaran akan datang dan berulang diuruskan dengan mudah.

2. DELETE

2. PADAM



Step 7

You will also receive an Inbox notification once your scheduled payment is successfully deleted.

Langkah 7

Anda juga akan menerima notis di Inbox apabila bayaran berjadual anda berjaya dipadamkan.