



ANNOUNCEMENT:

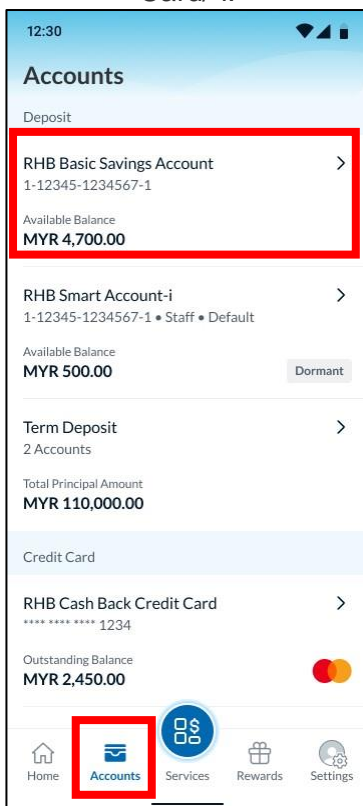
Opt-in instantly for Overseas and Card-Not-Present (Online) Transactions via RHB Mobile Banking app

Dear Valued Customers,

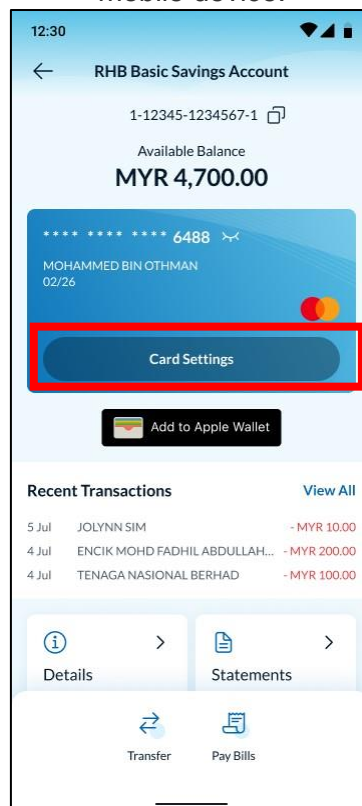
Good news! Opt-in instantly for Overseas and Card-Not-Present (Online) Transactions for your RHB Debit Cards/-i via RHB Mobile Banking app today.

Here's how you can opt-in:-

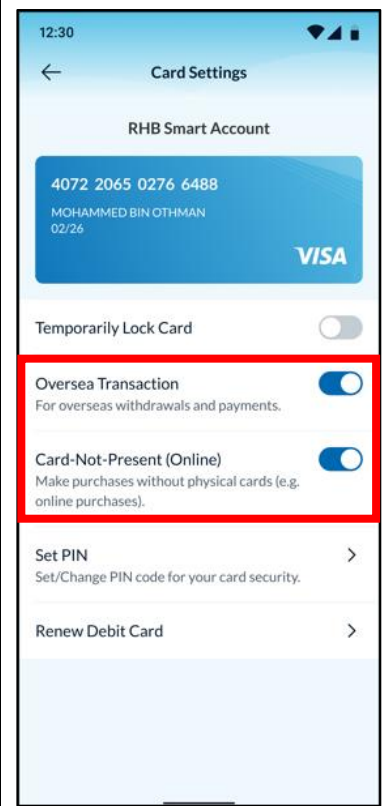
Step 1: Log in to RHB Mobile Banking app, click "Accounts" at the bottom, and select the Current or Savings account that is linked to your RHB Debit Card/-i.



Step 2: Tap on the "Card Settings" located on the card image. Toggle on "Overseas Transactions" or "Card-Not-Present (Online)" and click "Yes" to proceed. Next, approve the transaction/request upon receiving a Push Notification on your linked mobile device.



Step 3: You have now successfully enabled your Overseas and/or Card-Not-Present (Online) Transaction and can start spending.



Note: If you did not receive a Push Notification, just tap on RHB Secure Plus icon on the Pre-Login screen of your RHB Mobile Banking app to approve or reject the transaction/ request.



For more info on our RHB Online and Mobile Banking, you may visit <https://www.rhbgroup.com/ebk1>.

Thank you for your continuous support.

Regards,
RHB Bank

Not yet an RHB Mobile Banking App user? Register today to get started.

