



ANNOUNCEMENT:

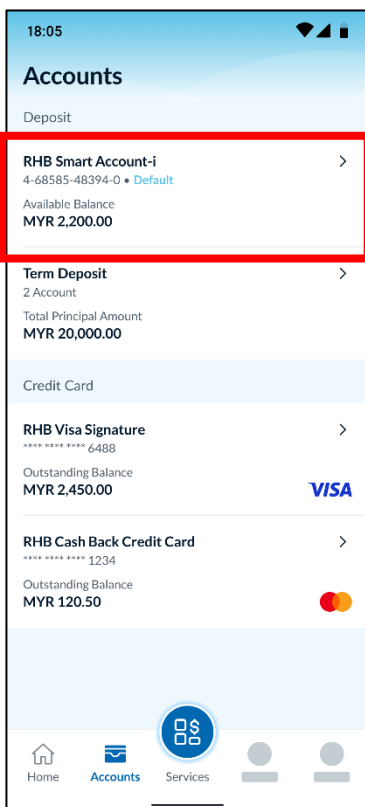
Regenerate your receipts anytime if you've missed them

Dear Valued Customers,

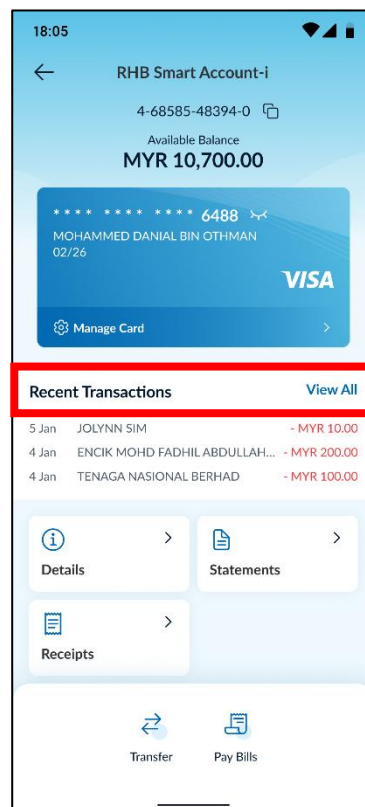
We heard you! You can now regenerate receipts of your previous financial transactions on the **RHB Mobile Banking App**, and conveniently share them with your friends, family, or business partners.

Here's how you can regenerate and share your receipts: -

Step 1: Log in to the RHB Mobile Banking app, tap "Accounts" at the bottom, and select the Current or Savings account.



Step 2: Under "Recent Transactions", tap "View All" to view your transaction history.

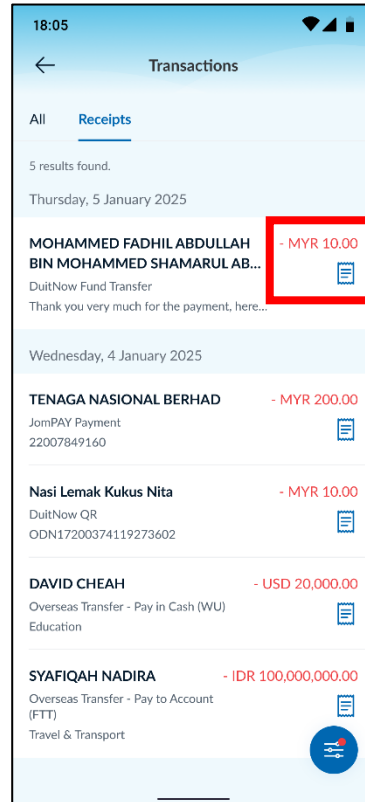




Step 3: Tap on the “Receipts” tab and you may view your previous transactions. You may also filter your transaction history by month using the Filter icon ‘☰’.



Step 4: Tap on the Receipt icon ‘☰’ to download your receipt and share to your friends, family and businesses.



For more info on our RHB Online and Mobile Banking, you may visit <https://www.rhbgroup.com/DigitalServices/index.html>.

Thank you for your continuous support!