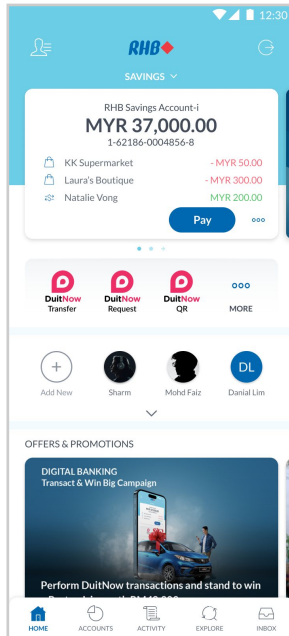


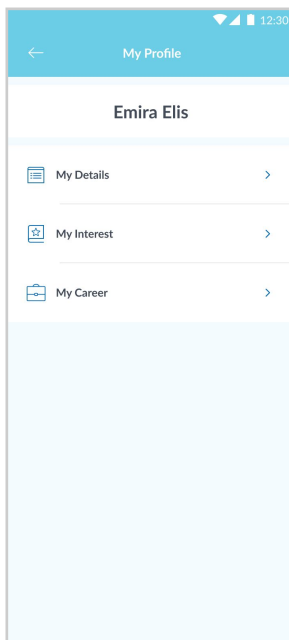
How to update your latest information/details

Provide your latest update seamlessly.



Step 1

Log in to the RHB Mobile Banking App and tap on 'Profile' at the top left corner.

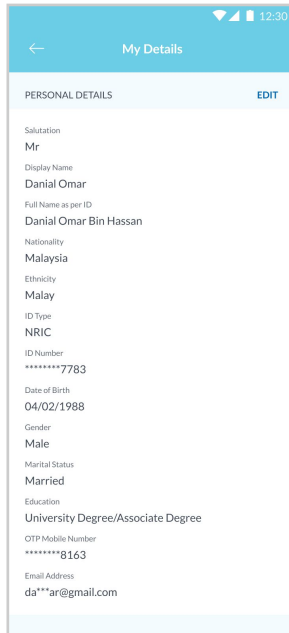


Step 2

Click on 'View and Edit Profile' and select 'My Details'.

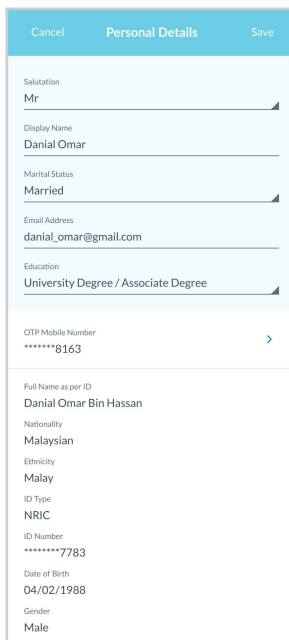
How to update your latest information/details

Provide your latest update seamlessly.



Step 2

Under Personal Details, click 'Edit' and update your details.

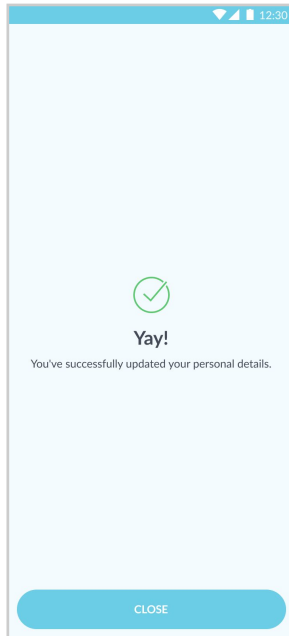


Step 3

Once done, click 'Save' at the top right corner.

How to update your latest information/details

Provide your latest update seamlessly.



Step 5

You will receive a notification once successful.