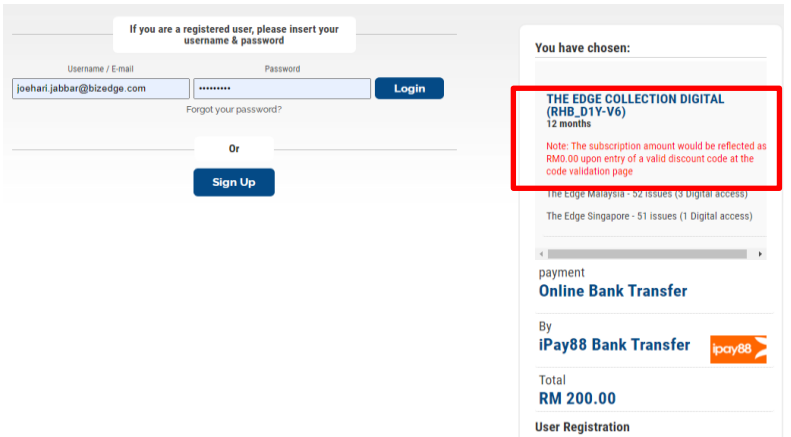
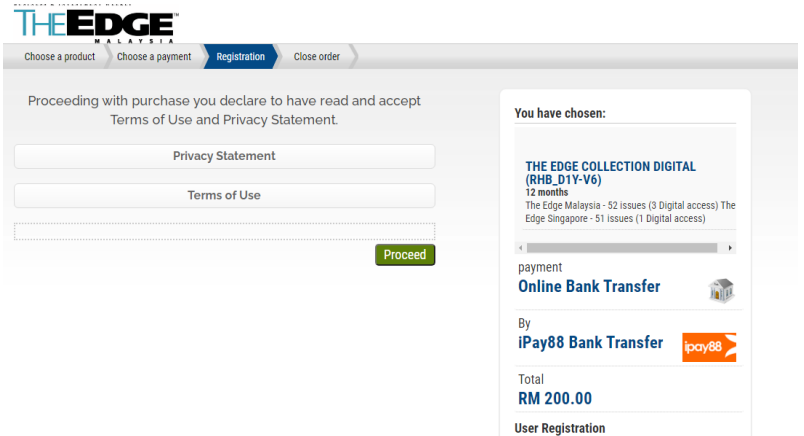
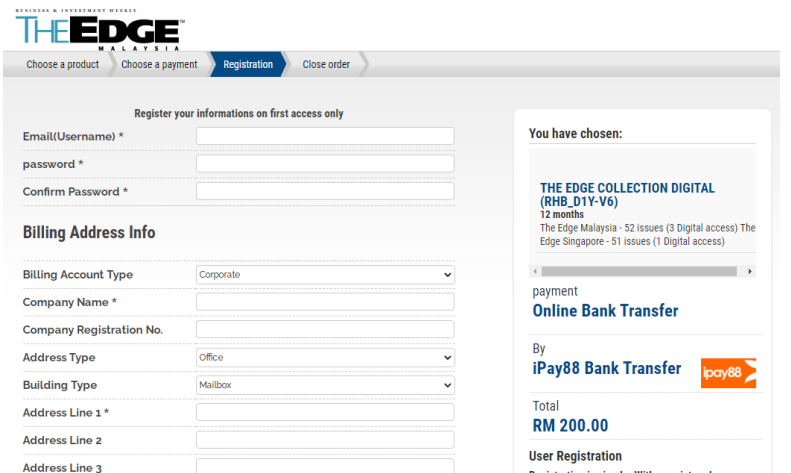


SUBSCRIPTION REGISTRATION PROCESS – THE EDGE RHB COLLABORATION

Step	Information	Screenshot Reference
1	Click on the subscription Link	The Edge Malaysia Subscription
2	<p>If you are a registered user, please insert your username, password and click on “Login”. Check you registered details and click on “Proceed”. You will be lead to the promo code page (item no.5)</p> <p>New subscribers, click on “Sign Up”. Package details and subscription amount will be displayed at this stage. It will be RM0.00 once the promo code is entered.</p>	
3	New Subscribers – Proceeding with purchase you declare to have read and accept Terms of Use and Privacy Statement. Click on “Proceed”	
4	New Subscribers – Registration page. Provide necessary details as required. Fields marked * are compulsory fields. Once completed click on “Proceed”	

5 Input the promo code that was provided and click on **“Validate”**.

Once validated, there will be green tick mark to indicate the validation was successful and the subscription amount will be reflected as RM0.00

Click on **“Proceed”**

The screenshot shows the 'Registration' step of the checkout process on The Edge Malaysia website. A text box for 'Input Promo Code' contains the code '3GVAED73'. A green checkmark icon is visible next to the code box, indicating successful validation. The 'Validate' button is highlighted. Below the code box is a green 'Proceed' button. On the right, the 'You have chosen:' section lists 'THE EDGE COLLECTION DIGITAL (RHB_D1Y-V6)' for 12 months, with a total price of RM 200.00. The payment method is 'Online Bank Transfer' via 'iPay88 Bank Transfer'.

This screenshot shows the same checkout page after validation. The 'Total' amount is now 'RM 0.00', which is highlighted with a red box. A red box also highlights the green checkmark icon next to the promo code. The text below the total states: 'The amount indicated above is your full subscription rate. If you have a discount code, enter the code in the provided field to validate the code. Clicking "Proceed" will bring you to the online payment portal (iPay88) to begin the payment process. Your subscription will be activated'.

6 The subscription has been activated successfully. Click on Download now to start reading or click on My Profile to check on your subscription details.

The screenshot shows a green banner with the text 'The order was activated successfully'. Below the banner, there are three buttons: 'Download Now', 'My profile', and 'Go to shop - Yearly Subscription'. The website header shows 'Homepage', 'Shop', and 'Back to Reading' links. At the bottom, there are links for 'Terms of Use / Privacy Statement' and 'Contact us', along with app store icons for Android and iOS.

7 The Edge Malaysia e-reader platform

Should you need any further clarification, please do not hesitate to contact The Edge Malaysia Customer Support Hotline at 03-7721 8052, 03-7721 8050, 03-7721 8037 or email hotline@bizedge.com

The screenshot shows the The Edge Malaysia e-reader platform interface. It displays a digital magazine cover for 'THE EDGE MALAYSIA' with the headline 'BECOMING MAINSTREAM'. The interface includes a search bar, navigation icons, and a list of featured articles or sections at the bottom.