

RHB EUROPEAN SELECT FUND

The Fund aims to achieve capital growth over the long-term* by investing in one target fund, i.e. the Threadneedle European Select Fund.

*Note: "long term" in this context refers to a period of between 5 - 7 years.

INVESTOR PROFILE

This Fund is suitable for Investors who:

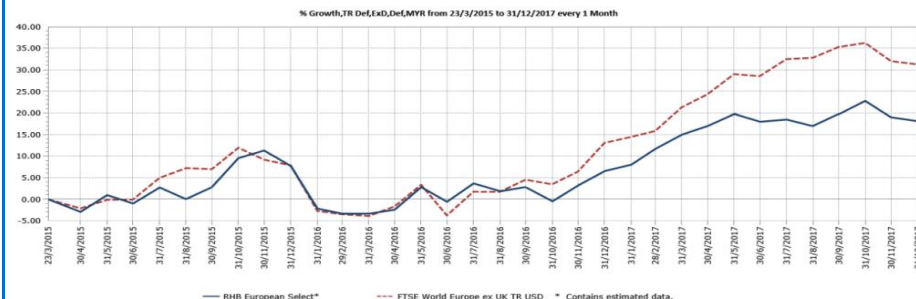
- are 'qualified investors' as defined in the Information Memorandum.

INVESTMENT STRATEGY

- At least 95% of NAV: Investments in units of Threadneedle European Select Fund.
- 2% to 5% of NAV: Investments in liquid assets including money market instruments and Placements of Cash.

FUND PERFORMANCE ANALYSIS

Performance Chart Since Launch*



Cumulative Performance (%)*

	1 Month	3 Months	6 Months	YTD
Fund	-0.76	-1.34	0.12	10.85
Benchmark	-0.58	-2.99	2.12	16.07

	1 Year	Since Launch
Fund	10.85	18.14
Benchmark	16.07	31.24

Calendar Year Performance (%)*

	2017	2016
Fund	10.85	-0.97
Benchmark	16.07	4.85

Source: Lipper IM

FUND DETAILS

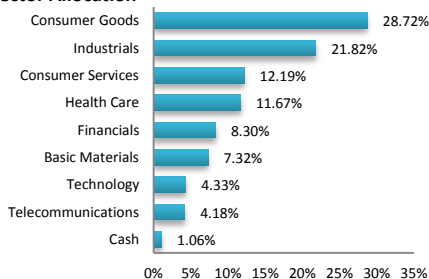
Investment Manager	RHB Asset Management Sdn. Bhd.
Trustee	TMF Trustee Malaysia Bhd
Fund Category	Feeder Fund
Fund Type	Growth (Wholesales Fund)
Launch Date	03 March 2015
Unit NAV	RM0.5907
Fund Size (million)	RM140.89
Units In Circulation (million)	238.55
Financial Year End	28 or 29 February
MER (as at 28 Feb 2017)	0.50%
Min. Initial Investment	RM20,000.00
Min. Additional Investment	RM10,000.00
Benchmark	FTSE World Europe ex UK (RM)
Sales Charge	Up to 5.50% of investment amount*
Redemption Charge	None
Annual Management Fee	Up to 1.80% p.a. of NAV*
Annual Trustee Fee	Up to 0.06% p.a. of NAV*
Switching Fee	RM25.00 per switch*
Redemption Period	Within 10 days after receipt the request to repurchase
Distribution Policy	Incidental

*The implementation of GST will be effective from 1 April 2015 at the rate of 6% and the fees or charges payable is exclusive of GST.

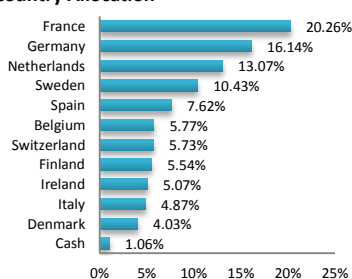
*For the purpose of computing the annual management fee and annual trustee fee, the NAV of the Fund is exclusive of the management fee and trustee fee for the relevant day.

FUND PORTFOLIO ANALYSIS

Sector Allocation*



Country Allocation*



Top Holdings (%)*

RELX NV	5.14
L OREAL SA	4.86
UNILEVER NV CERT. OF SHS	4.76
PERNOD RICARD SA	4.23
SAMPO OYJ CLASS A	4.02

*As percentage of NAV

*Source: Threadneedle, 31 December 2017. Exposure in Threadneedle European Select Fund - 96.99%

FUND STATISTICS

Historical NAV (RM)

	1 Month	12 Months	Since Launch
High	0.5967	0.6188	0.6188
Low	0.5873	0.5329	0.4517

Source: Lipper IM

RHB EUROPEAN SELECT FUND

The Fund aims to achieve capital growth over the long-term* by investing in one target fund, i.e. the Threadneedle European Select Fund.

*Note: "long term" in this context refers to a period of between 5 - 7 years.

MANAGER'S COMMENTS**MARKET BACKGROUND**

During December, the fund's benchmark index fell by 0.2% in euros and rose by 0.5% in sterling, bringing the gain for 2017 to 13.0% in euros and 17.5% in sterling.

Political uncertainty persists in Germany, as negotiations to form a coalition government continue, but some progress has been made in the UK's negotiations to extricate itself from the EU – the process is now expected to be completed by the end of 2020. Regional elections were held in Catalonia, Spain's most prosperous region; separatist parties secured a majority but the Spanish government remains resolutely opposed to demands for independence.

During the month, the European Central Bank increased its short and medium-term economic growth forecasts for the eurozone, while in the US, President Trump's administration succeeded in passing tax reforms, which could further boost the US economy, benefiting some European exporters and companies with operations there.

In contrast, the International Monetary Fund and the Confederation of British Industry both issued cautious forecasts for the UK economy; sterling weakness has benefited exporters but Brexit-related issues are delaying corporate investment, and rising inflation has dampened consumer spending.

Within the portfolio's benchmark index, Greece, Turkey and Ireland delivered the strongest gains, while Portugal and Italy were weaker. In sector terms, real estate and materials led the outperformers; utilities were the main laggards.

ACTIVITY

We sold Givaudan (flavours and fragrances); the stock was trading near multi-year highs.

MARKET OUTLOOK

European equities are benefiting from improving corporate profitability and encouraging GDP growth, and are cheap relative to US equities. The UK has now embarked on an interest-rate tightening cycle, but any such increases in the eurozone appear some way off.

It will take time before the full effects of Brexit and Catalonia's bid for independence become clear, while Italy is due to hold a general election in March, and Germany's political outlook is uncertain. Other risks include heightened geopolitical tensions, especially in North Korea.

Our main focus in managing this high-conviction portfolio is on stock selection. We seek to identify high-quality companies with the pricing power to sustain strong returns.

DISCLAIMER:

A Product Highlights Sheet ("PHS") highlighting the key features and risks of the Fund is available and investors have the right to request for a PHS. Investors are advised to obtain, read and understand the PHS and the contents of the Information Memorandum dated 3 March 2015 and its supplementary(ies) (if any) ("the Information Memorandum") before investing. The Information Memorandum has been registered with the Securities Commission Malaysia who takes no responsibility for its contents. Amongst others, investors should consider the fees and charges involved. Investors should also note that the price of units and distributions payable, if any, may go down as well as up. Where a distribution is declared, investors are advised that following the issue of additional units/distribution, the NAV per unit will be reduced from cum-distribution NAV to ex-distribution NAV. Any issue of units to which the Information Memorandum relates will only be made on receipt of a form of application referred to in the Information Memorandum. The Fund are only offered to "qualified investors" as defined in the Information Memorandum. For more details, please call 1-800-88-3175 for a copy of the PHS and the Information Memorandum or collect one from any of our branches or authorised distributors.

The Manager wishes to highlight the specific risks for the Fund are market risk, currency risk, hedged share classes, effect of portfolio concentration and restrictive geographical market.

This factsheet is prepared for information purposes only. It does not have regard to the specific investment objectives, financial situation and the particular needs of any specific person who may receive it. Past performance is not necessarily a guide to future performance. Returns may vary from year to year.

RHB Asset Management Sdn Bhd (174588-x)**Head Office: Level 8, Tower 2 & 3, RHB Centre, 50400 Kuala Lumpur****General Line: 603-9205 8000**www.rhbgroup.com RHB Group @RHBGroup RHB Group RHBGroup

RHB Asset Management Sdn Bhd (174588-X)

