

RHB MULTI ASSET REGULAR INCOME FUND

The Fund aims to provide regular income and medium to long term capital growth through a multi asset strategy.

INVESTOR PROFILE

This Fund is suitable for Investors who:

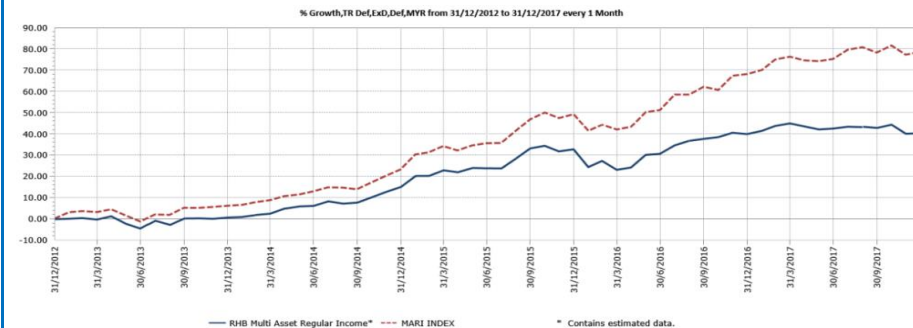
- seek regular income and capital growth over the medium to long term;
- are willing to accept moderate risk in their investments; and
- wish to benefit from investment exposure in the Asia and Asia Pacific (ex Japan) region.

INVESTMENT STRATEGY

- 65% - 98% of NAV: Investments in Asian (ex Japan) debt instruments/bonds, Asia Pacific (ex Japan) dividend equities and Asia Pacific (ex Japan) REITs.
- 2% - 35% of NAV: Investments in liquid assets including money market instruments and deposits with financial institutions.

FUND PERFORMANCE ANALYSIS

Performance Chart Since Launch*



Cumulative Performance (%)*

	1 Month	3 Months	6 Months	YTD
Fund	0.17	-1.72	-1.62	0.19
Benchmark	0.72	0.16	1.88	6.19

	1 Year	3 Year	Since Launch
Fund	0.19	21.94	40.31
Benchmark	6.19	44.99	78.55

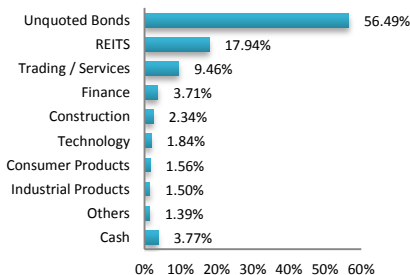
Calendar Year Performance (%)*

	2017	2016	2015	2014	2013
Fund	0.19	5.41	15.46	14.19	0.77
Benchmark	6.19	12.65	21.25	16.30	6.12

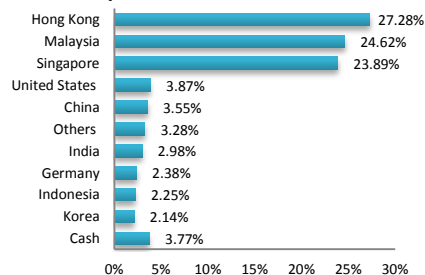
Source: Lipper IM

FUND PORTFOLIO ANALYSIS

Sector Allocation*



Country Allocation*



Top Holdings (%)*

PLUS BHD IMTN	4.72%	12.01.2026	7.36
TNB	4.95%	(03/08/2032)	7.34
DOUBLE ROSY LTD	3.625%	(18/11/2019)	4.75
PUTRAJAYA IMTN	4.58%	26/05/2026	4.39
BESTGAIN REITS	2.625%	(13/3/2018)	3.55

*As percentage of NAV

FUND STATISTICS

Historical NAV (RM)

	1 Month	12 Months	Since Launch
High	0.5412	0.6248	0.6266
Low	0.5349	0.5349	0.4636

Source: Lipper IM

Historical Distributions (Last 4 Quarters) (Net)

	Distribution (sen)	Yield (%)
26 Oct 2017	0.8500	1.52
20 Jul 2017	1.4500	2.54
23 May 2017	1.5000	2.54
24 Jan 2017	4.3000	7.04

Source: RHB Asset Management Sdn. Bhd.

RHB MULTI ASSET REGULAR INCOME FUND

The Fund aims to provide regular income and medium to long term capital growth through a multi asset strategy.

MANAGER'S COMMENTS

MARKET REVIEW

MSCI AC Asia Pacific ex Japan Index and MSCI AC South East Asia Index returned 1.3% and 3.8% respectively. MSCI Indonesia Index and MSCI Malaysia Index were among the best performing indices with returns of 7.7% and 5.1% respectively. The worst performing indices were MSCI Taiwan Index and MSCI Singapore Index with returns of 0.9% and 0.3% respectively.

China's industrial output slowed to 6.1% due to reduction of production from polluting factories and coal-burning furnaces. Fixed-asset investment grew 7.2% and this is the fifth consecutive month that investment growth fell as infrastructure projects were scaled back. Headline Consumer Price Index ("CPI") inflation came in lower than expected at 1.7% year over year ("YoY") and Producer Price Index ("PPI") inflation slowed to 5.8% YoY. Industrial profit growth rose to 14.9% YoY but declined -6.8% month over month ("MoM"). Indonesia's sovereign credit rating was upgraded from BBB- to BBB with stable outlook. This is the country's second sovereign rating upgrade this year. South Korea Industrial Production expanded 0.2% MoM but declined -1.6% YoY, and this was driven by improvement in autos and machinery equipment.

MARKET OUTLOOK AND STRATEGY

The US finally enacted its first major tax reform in 30 years with President Trump signing into law on 22 December. Corporate tax rates were reduced to a single rate of 21%, effective on 1 January 2018. Income tax was cut for several tax brackets with the top rate reduced from 39.6% to 37%. In the December Fed meeting, the Fed raised the fed funds target rate to 1.25% - 1.5%, and are expecting three more rate hikes in 2018. It also upgraded its assessment of the labour market and expect it to remain strong.

The Fund is defensively positioned with a balanced portfolio of Asia equities, Real Estate Investment Trusts ("REITs") and bonds. The Asia bonds provide sustainable coupon yields and provides stability during uncertain times. In addition, the Fund is positioned into high quality Asia stocks in structurally strong markets/sectors and companies with improving earnings and/or dividend.

DISCLAIMER:

Based on the fund's portfolio returns as at 15 December 2017, the Volatility Factor (VF) for this fund is 7.5 and is classified as "Moderate". (source: Lipper) "Moderate" includes funds with VF that are above 6.2 but not more than 8.2 (source: Lipper). The VF means there is a possibility for the fund in generating an upside return or downside return around this VF. The Volatility Class (VC) is assigned by Lipper based on quintile ranks of VF for qualified funds. VF is subject to monthly revision and VC will be revised every six months. The fund's portfolio may have changed since this date and there is no guarantee that the fund will continue to have the same VF or VC in the future. Presently, only funds launched in the market for at least 36 months will display the VF and its VC. The VC referred to was dated 30 June 2017 which is calculated once every six months and is valid until its next calculation date, i.e. 31 December 2017.

A Product Highlights Sheet ("PHS") highlighting the key features and risks of the Fund is available and investors have the right to request for a PHS. Investors are advised to obtain, read and understand the PHS and the contents of the Master Prospectus dated 6 October 2017 and its supplementary(ies) (if any) ("the Master Prospectus") before investing. The Master Prospectus has been registered with the Securities Commission Malaysia who takes no responsibility for its contents. Amongst others, investors should consider the fees and charges involved. Investors should also note that the price of units and distributions payable, if any, may go down as well as up. Where a distribution is declared, investors are advised that following the issue of additional units/distribution, the NAV per unit will be reduced from cum-distribution NAV to ex-distribution NAV. Any issue of units to which the Master Prospectus relates will only be made on receipt of a form of application referred to in the Master Prospectus. For more details, please call 1-800-88-3175 for a copy of the PHS and the Master Prospectus or collect one from any of our branches or authorised distributors.

The Manager wishes to highlight the specific risks of the Fund are currency risks, country risk, regional risk, liquidity risk, default and credit risk, interest rate risk, risk of using rating agencies and other third parties, REITs management risk, real estate risk and derivative risk. These risks and other general risks are elaborated in the Master Prospectus. This factsheet is prepared for information purposes only. It does not have regard to the specific investment objectives, financial situation and the particular needs of any specific person who may receive it. Past performance is not necessarily a guide to future performance. Returns may vary from year to year.