

### RHB USD HIGH YIELD BOND FUND - USD CLASS

The Fund aims to maximise total return by investing in one target fund, i.e. the BlackRock Global Funds – US Dollar High Yield Bond Fund.

#### INVESTOR PROFILE

This Fund is suitable for:

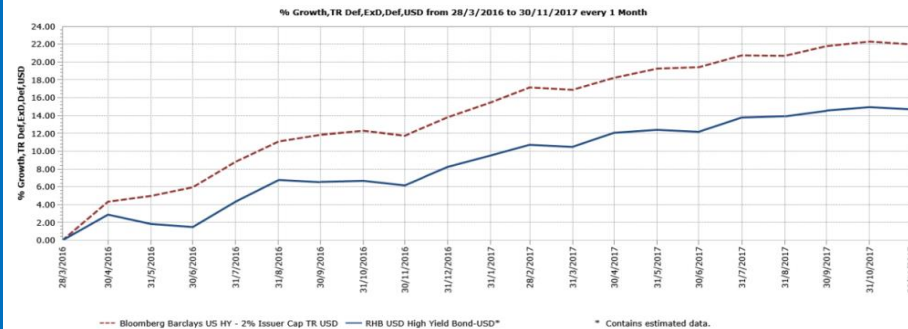
- ‘Sophisticated Investor(s)’ as defined in the Information Memorandum.

#### INVESTMENT STRATEGY

- At least 95% of NAV: Investments in the USD denominated class X6 shares of the Target Fund.
- 2% - 5% of NAV: Investments in liquid assets including money market instruments and Placements of Cash.

#### FUND PERFORMANCE ANALYSIS

##### Performance Chart Since Launch\*



##### Cumulative Performance (%)\*

	1 Month	3 Months	6 Months	YTD
Fund	-0.21	0.67	2.04	5.96
Benchmark	-0.25	1.07	2.29	7.18

	1 Year	Since Launch
Fund	8.03	14.66
Benchmark	9.16	21.98

Source: Lipper IM

#### FUND DETAILS

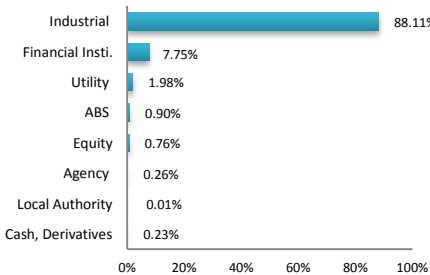
<b>Manager</b>	RHB Asset Management Sdn. Bhd.
<b>Trustee</b>	HSBC (Malaysia) Trustee Bhd
<b>Fund Category</b>	Wholesale Feeder (Equity) Fund
<b>Fund Type</b>	Income and Growth Fund
<b>Launch Date</b>	08 March 2016
<b>Base Currency</b>	United States Dollars (USD)
<b>Unit NAV</b>	USD 1.1466
<b>Fund Size (million)</b>	USD 2.61
<b>Units In Circulation (million)</b>	2.27
<b>Financial Year End</b>	30 April
<b>MER (as at 30 April 2017)</b>	1.94%
<b>Min. Initial Investment</b>	USD 1,000.00
<b>Min. Additional Investment</b>	USD 500.00
<b>Benchmark</b>	Barclays US High Yield 2% Constrained Index
<b>Sales Charge</b>	Up to 5.50% of investment amount*
<b>Redemption Charge</b>	None
<b>Annual Management Fee</b>	1.50% p.a. of NAV*
<b>Annual Trustee Fee</b>	Up to 0.06% p.a. of NAV*
<b>Switching Fee</b>	USD 10.00 per switch*
<b>Redemption Period</b>	Within 10 days after receipt the request to repurchase
<b>Distribution Policy</b>	Annually, if any

\*The implementation of GST will be effective from 1 April 2015 at the rate of 6% and the fees or charges payable is exclusive of GST.

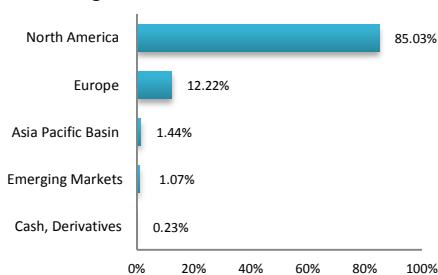
\*For the purpose of computing the annual management fee and annual trustee fee, the NAV of the Fund is exclusive of the management fee and trustee fee for the relevant day.

#### FUND PORTFOLIO ANALYSIS

##### Sector Allocation\*



##### Region Allocation\*



##### Top Holdings (%)\*

THE STARS GROUP INC 0 12/31/2049	1.35
CONSOL ENERGY INC 5.875 04/15/2022	1.13
CLEAR CHANNEL WORLDWIDE HOLDINGS I 6.5 11/15/2022	1.10
CAESARS ENTERTAINMENT RESORT PROPE 8 10/01/2020	1.04
BLACKSTONE CQP HOLDCO LP 144A 6.5 03/20/2021	0.89

\*As percentage of NAV

\*Source: Black Rock, 30 November 2017. Exposure in BlackRock US Dollar High Yield Bond Fund - 96.35%

#### FUND STATISTICS

##### Historical NAV (USD)

	1 Month	12 Months	Since Launch
High	1.1537	1.1576	1.1576
Low	1.1411	1.0614	1.0000

Source: Lipper IM

**RHB USD HIGH YIELD BOND FUND - USD CLASS**

The Fund aims to maximise total return by investing in one target fund, i.e. the BlackRock Global Funds – US Dollar High Yield Bond Fund.

**MANAGER'S COMMENTS****PORTFOLIO ACTIVITY**

The Fund's risk profile slightly increased in November, though remains overweight relative to the benchmark; importantly, the team continues to favour more measured risk-taking overall and remains broadly constructive on high yield. Otherwise, there were no significant changes to the Fund's investment themes or positioning in November. The Fund added to its liquid products allocation month over month. From a sector standpoint, the Fund added risk to electric and chemicals, while reducing risk in healthcare and gaming.

**MARKET OUTLOOK AND POSITIONING**

At month-end, the Fund maintained a large underweight to BB-rated paper, an overweight to single B-rated credits, and an overweight to select CCC-rated issues with improving fundamental stories or other catalysts. Importantly, the Fund remains underweight the higher-yielding 9% plus segment of the market, which contains a high concentration of significantly stressed assets. On the issuer front, the Fund's top overweights include The Stars Group (gaming), Altice NV (cable & satellite) and iHeartMedia (media & entertainment). In addition to credit, we've favoured positions in equity and equity-like (preferred and convertibles) instruments to enhance the Fund's total return profile; we will tactically implement hedges to mitigate this risk when markets warrant. Generally, the Fund remained well diversified, with 450+ issuers, an average issuer-level position of 18 bps, with the top 25 names constituting ~35% of the Fund.

**DISCLAIMER:**

A Product Highlights Sheet ("PHS") highlighting the key features and risks of the Fund is available and investors have the right to request for a PHS. Investors are advised to obtain, read and understand the PHS and the contents of the Information Memorandum dated 8 March 2016 and its supplementary(ies) (if any) ("the Information Memorandum") before investing. The Information Memorandum has been registered with the Securities Commission Malaysia who takes no responsibility for its contents. Amongst others, investors should consider the fees and charges involved. Investors should also note that the price of units and distributions payable, if any, may go down as well as up. Where a distribution is declared, investors are advised that following the issue of additional units/distribution, the NAV per unit will be reduced from cum-distribution NAV to ex-distribution NAV. Any issue of units to which the Information Memorandum relates will only be made on receipt of a form of application referred to in the Information Memorandum. The Fund are only offered to "sophisticated investor" as defined in the Information Memorandum. For more details, please call 1-800-88-3175 for a copy of the PHS and the Information Memorandum or collect one from any of our branches or authorised distributors.

The Manager wishes to highlight the specific risks of the Fund are management risk, liquidity risk, country risk and currency risk (of RM class only) and the specific risks of the target fund are fixed income transferable securities, distressed securities, delayed delivery transactions, sovereign debt, bond downgrade, derivatives risk and currency risk. These risks and other general risks are elaborated in the Information Memorandum.

This factsheet is prepared for information purposes only. It does not have regard to the specific investment objectives, financial situation and the particular needs of any specific person who may receive it. Past performance is not necessarily a guide to future performance. Returns may vary from year to year.

RHB Asset Management Sdn Bhd (174588-x)

Head Office: Level 8, Tower 2 &amp; 3, RHB Centre, 50400 Kuala Lumpur

General Line: 603-9205 8000

[www.rhbgroup.com](http://www.rhbgroup.com)

RHB Asset Management Sdn Bhd (174588-X)

