

RHB ASEAN FUND

This Fund aims to achieve medium to long term capital appreciation through investments in securities of companies with high growth potential.

INVESTMENT STRATEGY

- 70% to 98% of NAV: Investments in equities and equity related securities (such as warrants).
- Up to 30% of NAV: Investments in fixed income securities such as government and semi-government bonds, corporate debt securities and money market instruments.
- 2% - 5% of NAV: Investments in liquid assets including money market instruments and deposits with financial institutions.

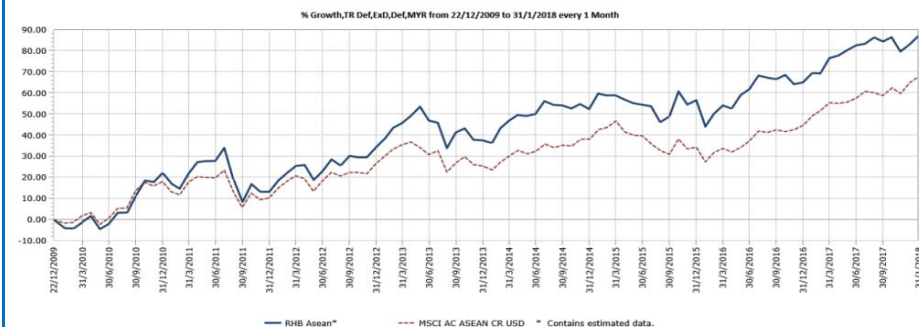
INVESTOR PROFILE

This Fund is suitable for Investors who:

- wish to participate in the potential and investment opportunities of the fast growing ASEAN economies; and
- are willing to accept higher risk in their investments in order to achieve medium to long term capital growth.

FUND PERFORMANCE ANALYSIS

Performance Chart Since Launch*



Cumulative Performance (%)*

	1 Month	3 Months	6 Months	YTD
Fund	2.20	0.35	2.04	2.20
Benchmark	1.76	3.31	4.35	1.76

	1 Year	3 Years	5 Years	Since Launch
Fund	10.36	17.14	35.22	86.96
Benchmark	12.51	17.50	28.81	67.72

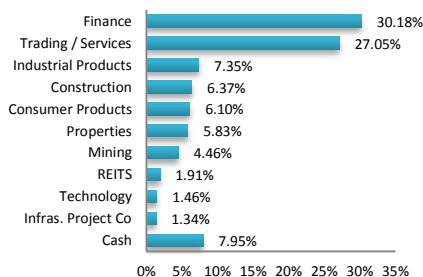
Calendar Year Performance (%)*

	2017	2016	2015	2014	2013
Fund	10.85	5.55	2.67	10.86	2.48
Benchmark	13.98	7.64	-2.79	10.16	-0.92

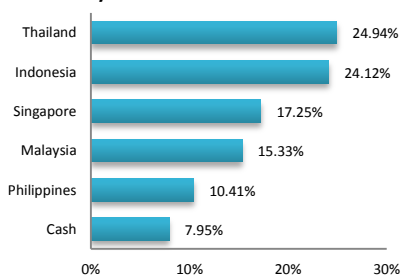
Source: Lipper IM

FUND PORTFOLIO ANALYSIS

Sector Allocation*



Country Allocation*



Top Holdings (%)*

PTT PUBLIC COMPANY LTD FOREIGN	5.78
SIAM COMMERCIAL BANK LTD FOREIGN	5.37
KASIKORN BANK PCL FOREIGN	4.67
PT TAMBANG BATUBARA BUKIT ASAM TBK	4.46
MALAYSIA AIRPORTS HOLDINGS BHD	3.88

*As percentage of NAV

FUND STATISTICS

Historical NAV (RM)

	1 Month	12 Months	Since Launch
High	0.5806	0.5806	0.6743
Low	0.5617	0.5196	0.4562

Source: Lipper IM

Historical Distributions (Last 5 Years) (Net)

	Distribution (sen)	Yield (%)
28 Apr 2017	-	-
28 Apr 2016	6.0000	11.24
28 Apr 2015	6.0000	10.12
28 Apr 2014	5.8000	9.54
30 Apr 2013	4.5000	7.44

Source: RHB Asset Management Sdn. Bhd.

RHB ASEAN FUND

This Fund aims to achieve medium to long term capital appreciation through investments in securities of companies with high growth potential.

MANAGER'S COMMENTS

MARKET REVIEW

The US 10-years yield went up to a high of 2.75% at the end of January. Oil price continued to rally 7.1%, ending the month at \$65 per barrel. This was the first time in almost two years that the oil breaks above the \$60 mark. Thailand's 2018 GDP continues to see upward revision to 4.0-4.6% on better economic indicators. There could be upward surprise to this GDP number as it does not take into account the Eastern Economic Corridor (ECC). The government expects the investment in ECC to increase from 500 to 600 billion Baht over the next five years. Bank Negara Malaysia raised its Overnight Policy Rate by 25bps to 3.25%, the first hike since July 2014. Philippines GDP in 4Q17 was strong at +6.6% YoY. Banko Sentral ng Philipinas (BSP) expects Overseas Filipinos Workers (OFW) inflows to grow 4% YoY in 2018 despite higher remittance fees and deployment ban in Kuwait.

MARKET OUTLOOK AND STRATEGY

US real GDP grew 2.6% QoQ in the 3Q 2017 and missed expectations of 3.0%. The GDP miss was due to strength in goods imports and inventory accumulation. Inflation were slightly better than expected with CPI increasing 2.12% YoY, above the consensus estimates of 2.1%. The pick-up in inflation was attributed to increase in rent and prices of new cars. The United States had its first government shutdown in nearly five years. The shutdown lasted for three days before politicians agree to keep the government temporarily funded to 8 February.

In the next 5-10 years, Asia and especially ASEAN will emerge as the region with relatively stronger growth than the rest of the world. ASEAN with the structural advantage in demographics will emerge as the complimentary piece to China's evolution into a giant consumption economy. Japan with its ageing population will also look to the rest of Asia, especially ASEAN, for growth. Adding on to the commitments by the governments in Asia/ASEAN towards infrastructure development, the region will feature prominently as the place for equity investments. We would look to buy stocks during periods where investors largely ignore these positive developments in the region.

DISCLAIMER:

Based on the fund's portfolio returns as at 15 January 2018, the Volatility Factor (VF) for this fund is 10.3 and is classified as "High". (source: Lipper) "High" includes funds with VF that are above 8.0 but not more than 10.6 (source: Lipper). The VF means there is a possibility for the fund in generating an upside return or downside return around this VF. The Volatility Class (VC) is assigned by Lipper based on quintile ranks of VF for qualified funds. VF is subject to monthly revision and VC will be revised every six months. The fund's portfolio may have changed since this date and there is no guarantee that the fund will continue to have the same VF or VC in the future. Presently, only funds launched in the market for at least 36 months will display the VF and its VC. The VC referred to was dated 31 December 2017 which is calculated once every six months and is valid until its next calculation date, i.e. 30 June 2018.

A Product Highlights Sheet ("PHS") highlighting the key features and risks of the Fund is available and investors have the right to request for a PHS. Investors are advised to obtain, read and understand the PHS and the contents of the Master Prospectus dated 3 September 2017 and its supplementary(ies) (if any) ("the Master Prospectus") before investing. The Master Prospectus has been registered with the Securities Commission Malaysia who takes no responsibility for its contents. Amongst others, investors should consider the fees and charges involved. Investors should also note that the price of units and distributions payable, if any, may go down as well as up. Where a distribution is declared, investors are advised that following the issue of additional units/distribution, the NAV per unit will be reduced from cum-distribution NAV to ex-distribution NAV. Any issue of units to which the Master Prospectus relates will only be made on receipt of a form of application referred to in the Master Prospectus. For more details, please call 1-800-88-3175 for a copy of the PHS and the Master Prospectus or collect one from any of our branches or authorised distributors.

The Manager wishes to highlight the specific risks of the Fund are country risk and currency risk. These risks and other general risks are elaborated in the Master Prospectus. This factsheet is prepared for information purposes only. It does not have regard to the specific investment objectives, financial situation and the particular needs of any specific person who may receive it. Past performance is not necessarily a guide to future performance. Returns may vary from year to year.