

### RHB GROWTH AND INCOME FOCUS TRUST

This Fund aims to achieve maximum total returns through a combination of long term growth of capital and current income.

#### INVESTOR PROFILE

This Fund is suitable for Investors who:

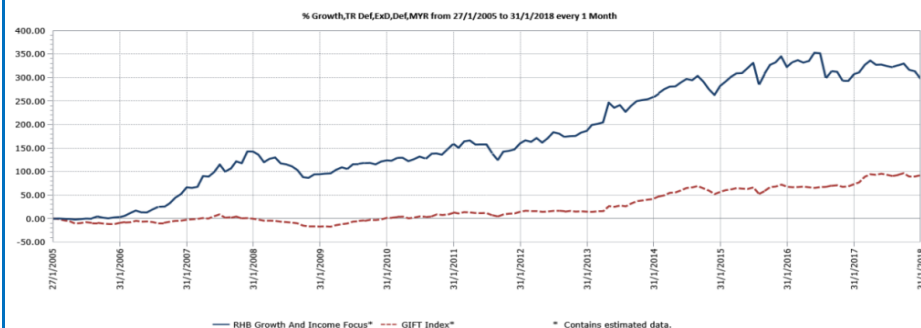
- seek long term capital appreciation through investments in high growth potential small cap securities whilst requiring the flexibility of a conservative portfolio of fixed income securities in order to capitalise and adapt to prevailing market conditions; and
- are willing to accept slightly higher risk in their investments than that normally associated with a general balanced fund in order to achieve long term capital growth and income.

#### INVESTMENT STRATEGY

- 30% - 70% of NAV: Investments in securities of companies with market capitalization of not more than RM750 million ("small cap securities").
- 30% - 70% of NAV: Investments in fixed income securities, money market instruments, cash and deposits with financial institutions.

#### FUND PERFORMANCE ANALYSIS

##### Performance Chart Since Launch\*



##### Cumulative Performance (%)\*

	1 Month	3 Months	6 Months	YTD
Fund	-3.88	-7.52	-6.47	-3.88
Benchmark	1.55	-2.17	-0.60	1.55

	1 Year	3 Years	5 Years	Since Launch
Fund	-2.53	4.04	38.53	297.01
Benchmark	10.85	22.16	66.60	91.68

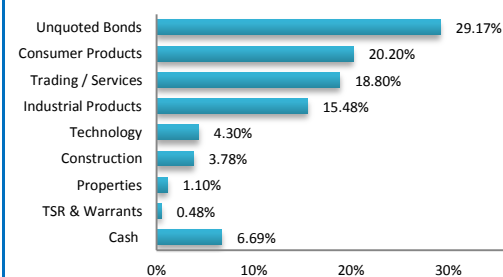
##### Calendar Year Performance (%)\*

	2017	2016	2015	2014	2013
Fund	5.08	-11.62	22.73	2.38	25.10
Benchmark	12.19	-1.96	12.80	8.09	21.51

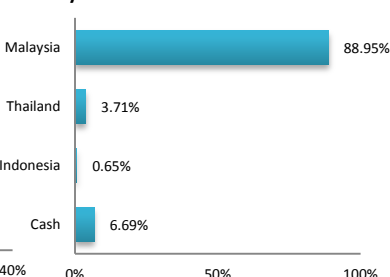
Source: Lipper IM

#### FUND PORTFOLIO ANALYSIS

##### Sector Allocation\*



##### Country Allocation\*



##### Top Holdings (%)\*

BRIGHT FOCUS BHD 2.5% (24/01/2030)	9.37
MEX II SDN BHD 5.7% (29/04/2027)	7.15
POWER ROOT BHD	4.82
SCGM BHD	4.67
SLP RESOURCES BHD	4.45

\*As percentage of NAV

#### FUND STATISTICS

##### Historical NAV (RM)

	1 Month	12 Months	Since Launch
High	0.4017	0.4719	0.9179
Low	0.3845	0.3845	0.3795

Source: Lipper IM

##### Historical Distributions (Last 5 Years) (Net)

	Distribution (sen)	Yield (%)
20 Dec 2017	4.5000	9.89
16 Dec 2016	-	-
16 Dec 2015	2.0500	4.27
16 Dec 2014	2.7800	6.05
27 Dec 2013	7.8075	15.58

Source: RHB Asset Management Sdn. Bhd.

## RHB GROWTH AND INCOME FOCUS TRUST

This Fund aims to achieve maximum total returns through a combination of long term growth of capital and current income.

### MANAGER'S COMMENTS

#### MARKET REVIEW

For the month of January 2018, global equity did well despite 10-year US treasury yields climbing sharply from 2.4% to 2.7% in January 2018. Global equity markets started the year in 2018 rising 5.6% during the month. Rising 2018 EPS growth expectations and synchronized growth are driving a strong risk-on sentiment across the world. Meanwhile, Asia Ex-Japan equities (+7.5%) were primarily driven by the surge in Chinese equities (+12.5%) as Q4 GDP growth of 6.8% YoY as well as the trade surplus beat estimates. Semiconductor foundries, led by index heavyweight TSMC (+13.0%), propelled Taiwan (+7.6%) on anticipation of strong demand for high-end chips from cryptocurrency market players.

The FBMKLCI started the year strong up +3.99% on the back of heightened foreign interest in the market. Foreign investors were net buyers and bought RM3.4bn worth of shares in January 2018. Average market volume for the month surged to RM4b.5n shares/day vs last year's average daily of 2.5bn shares. BNM announced a 25bps OPR hike on January 25, 2018 and banking sector were viewed as the beneficiaries from rising interest rate. Meanwhile, the ringgit hit a new high since April 2016 at 3.8890 while the FBMKLCI reached a near 3-year high of 1870 points on 29th January 2018. The local bourse rallied in tandem with regional markets which all ended on a strong positive note at month end.

#### MARKET OUTLOOK AND STRATEGY

The synchronised growth in the major developed countries will continue to support global growth, which will eventually flows to Asia as well, in the form of export growth. Monetary policy will remain in accommodative mode to support growth amidst the unsynchronised monetary policy stance by the developed economies. The United States of America ("U.S.") economy continued to show strength, with growing employment and wages. The sharp increase in the 10 –year US Treasury yield created fear among investors on the pace and quantum of the US interest rate hike. European Union economic growth has been broad based, with low unemployment rate, while its monetary policies remains accommodative. Japan's growth continued to be supported by financial stimulus, while China's growth remains resilient.

Domestically, Malaysia's economic growth will remain robust supported by improving global growth and domestic demands. The positive economic backdrop will provide support for the equity market going forward, in addition to its undemanding valuation. In addition, the improvement of corporate earnings from its last two years of negative growth, strong domestic liquidity, stable Ringgit and an impending general election would continue to be supportive of the equity market.

In terms of strategy, stock selections have become more important in the current market condition. We will continue to focus in value investing. Some of the factors that we look for in companies includes long term earnings visibility, derived from unique product offerings, capacity expansion or new market expansions, besides of their strong balance sheet, cashflows and attractive valuations that will benefit the fund in the longer term.

#### DISCLAIMER:

Based on the fund's portfolio returns as at 15 January 2018, the Volatility Factor (VF) for this fund is 13.2 and is classified as "Very High". (source: Lipper) "Very High" includes funds with VF that are more than 10.6 (source: Lipper). The VF means there is a possibility for the fund in generating an upside return or downside return around this VF. The Volatility Class (VC) is assigned by Lipper based on quintile ranks of VF for qualified funds. VF is subject to monthly revision and VC will be revised every six months. The fund's portfolio may have changed since this date and there is no guarantee that the fund will continue to have the same VF or VC in the future. Presently, only funds launched in the market for at least 36 months will display the VF and its VC. The VC referred to was dated 31 December 2017 which is calculated once every six months and is valid until its next calculation date, i.e. 30 June 2018.

A Product Highlights Sheet ("PHS") highlighting the key features and risks of the Fund is available and investors have the right to request for a PHS. Investors are advised to obtain, read and understand the PHS and the contents of the Master Prospectus dated 3 August 2017 and its supplementary(ies) (if any) ("the Master Prospectus") before investing. The Master Prospectus has been registered with the Securities Commission Malaysia who takes no responsibility for its contents. Amongst others, investors should consider the fees and charges involved. Investors should also note that the price of units and distributions payable, if any, may go down as well as up. Where a distribution is declared, investors are advised that following the issue of additional units/distribution, the NAV per unit will be reduced from cum-distribution NAV to ex-distribution NAV. Any issue of units to which the Master Prospectus relates will only be made on receipt of a form of application referred to in the Master Prospectus. For more details, please call 1-800-88-3175 for a copy of the PHS and the Master Prospectus or collect one from any of our branches or authorised distributors.

The Manager wishes to highlight the specific risks for the Fund are liquidity risk of underlying investments, interest rate risk, credit/default risk, inflation/purchasing power risk, market risk and particular securities risk. These risks and other general risks are elaborated in the Master Prospectus.

This factsheet is prepared for information purposes only. It does not have regard to the specific investment objectives, financial situation and the particular needs of any specific person who may receive it. Past performance is not necessarily a guide to future performance. Returns may vary from year to year.