

RHB ASIAN GROWTH OPPORTUNITIES FUND

This Fund aims to achieve long term capital growth by investing primarily in small capitalisation stocks and stock-related securities issued by corporations in the Asia Pacific region (excluding Japan).

INVESTOR PROFILE

This Fund is suitable for Investors who:

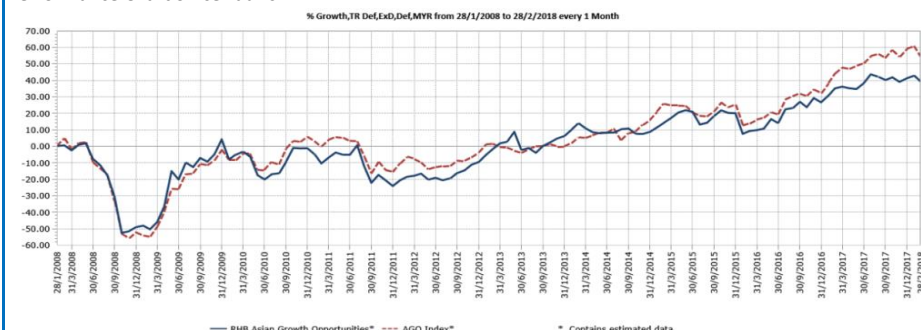
- seek investment opportunities in the small cap securities in the Asian (excluding Japan) region;
- wish to invest in an established foreign fund managed by a renowned fund manager; and
- are willing to accept a higher risk in their investments to obtain potentially higher returns in the long term.

INVESTMENT STRATEGY

- At least 95% of NAV: Investments in the units of United Asian Growth Opportunities Fund.
- 2% - 5% of NAV: Investments in liquid assets including money market instruments and deposits with financial institutions.

FUND PERFORMANCE ANALYSIS

Performance Chart Since Launch*



Cumulative Performance (%)*

	1 Month	3 Months	6 Months	YTD
Fund	-2.60	0.00	-2.07	-1.53
Benchmark	-3.96	0.02	-0.89	-3.03

	1 Year	3 Years	5 Years	Since Launch
Fund	3.08	21.92	41.57	39.16
Benchmark	7.18	22.89	52.32	54.44

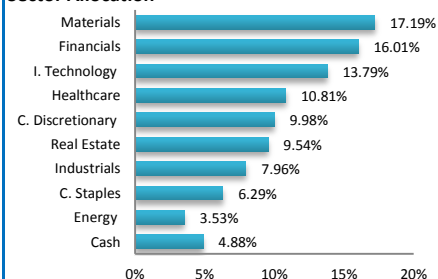
Calendar Year Performance (%)*

	2017	2016	2015	2014	2013
Fund	11.68	5.33	10.57	2.28	17.34
Benchmark	20.42	5.71	7.79	6.43	7.17

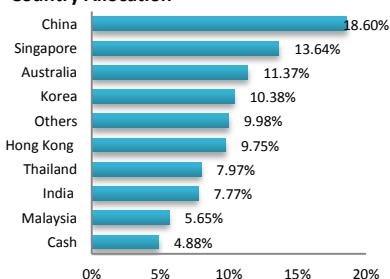
Source: Lipper IM

FUND PORTFOLIO ANALYSIS

Sector Allocation*



Country Allocation*



Top Holdings (%)*

VENTURE CORP LTD	4.40
INDEPENDENCE GROUP NL	3.53
ESSO THAILAND PCL	3.53
MOTHERSON SUMI SYSTEMS LTD	3.30
CHALLENGER LTD/AUSTRALIA	3.25

*As percentage of NAV

*Source: UOBAM, 28 February 2018. Exposure in United Asian Growth Opportunities Fund - 97.20%

FUND STATISTICS

Historical NAV (RM)

	1 Month	12 Months	Since Launch
High	0.7144	0.7254	0.7254
Low	0.6699	0.6655	0.2213

Source: Lipper IM

FUND DETAILS

Manager	RHB Asset Management Sdn. Bhd.
Trustee	HSBC (Malaysia) Trustee Bhd
Fund Category	Feeder Fund
Fund Type	Growth Fund
Launch Date	08 January 2008
Unit NAV	RM0.6958
Fund Size (million)	RM13.77
Units In Circulation (million)	19.78
Financial Year End	31 December
MER (as at 31 Dec 2017)	0.85%
Min. Initial Investment	RM1,000.00
Min. Additional Investment	RM100.00
Benchmark	MSCI AC Asia Pacific ex Japan Mid Cap Index (RM)
Sales Charge	Up to 5.00% of investment amount*
Redemption Charge	None
Annual Management Fee	1.80% p.a. of NAV*
Annual Trustee Fee	Up to 0.08% p.a. of NAV*
Switching Fee	RM25.00 per switch*
Redemption Period	Within 10 days after receipt the request to repurchase
Distribution Policy	Incidental

*The implementation of GST will be effective from 1 April 2015 at the rate of 6% and the fees or charges payable is exclusive of GST.

*For the purpose of computing the annual management fee and annual trustee fee, the NAV of the Fund is exclusive of the management fee and trustee fee for the relevant day.

RHB ASIAN GROWTH OPPORTUNITIES FUND

This Fund aims to achieve long term capital growth by investing primarily in small capitalisation stocks and stock-related securities issued by corporations in the Asia Pacific region (excluding Japan).

MANAGER'S COMMENTS

MARKET REVIEW

Asia ex-Japan equities fell in February, underperforming global stocks. Asian stocks erased gains from the prior month as volatility levels spiked, alongside wild gyrations amid a global rout of equities. Investors sought justification to the sell-offs including a systematic correction in US stocks, a surge in the 10-year US Treasury yield, a nearing of US Federal Reserve (Fed) tightening measures and mounting risks from US fiscal deficits.

Global growth remained firm with manufacturing numbers signalling a continuing expansion. The official Purchasing Managers' Index (PMI) for the US hit a record 60.8, the fastest rate since May 2004, and the 18th straight month of expansion. Over in China the manufacturing PMI printed at 50.3 while the Caixin factory gauge rose to 51.6 from the previous month. Other major economies like Japan, the Eurozone and India saw manufacturing numbers declining slightly.

North Asia stocks including Hong Kong weathered more significant declines. Hong Kong stocks tumbled despite a good set of earnings results. HK banks did well on a good set of earnings results and the increasingly probability of a Fed rate hike. For China, the index fared better than the benchmark and the consumer staples stocks outperformed. A technology driven sell-off dragged Taiwan stocks lower as tech giants reported weaker-than-expected sales revenue and earnings results.

Similarly in Korea, global flows rather than fundamental drivers sank equities into the red. With the exception of healthcare, all sectors remained in negative territory. India was the worst performing market as authorities widened the probe into the nation's biggest ever banking fraud case.

Most ASEAN markets were mixed. Thailand was as the only market to register gains for the month in Asia ex-Japan. Thai stocks were sheltered from the global rout in part due to demand from local retail investors and improving economic figures. Philippines still managed to outperform in ASEAN, even when investors were spooked by a peso depreciation which was spurred by a record trade deficit. Malaysia's defensive energy sector helped to cushion the global sell-down. Across the causeway, Singapore was the worst performing ASEAN market after India's biggest bourse decided to curb trading of offshore derivatives tied to its benchmark indices. For Indonesia, the materials and utilities sector led the market. The country announced plans to reintroduce sugar tax and President Jokowi nominated a deputy governor at Bank Indonesia, as the sole candidate to replace Governor Agus Martowardojo whose term ends in May.

Australia market managed to outperform due to the materials sector.

DISCLAIMER:

Based on the fund's portfolio returns as at 15 February 2018, the Volatility Factor (VF) for this fund is 11.2 and is classified as "Very High". (source: Lipper) "Very High" includes funds with VF that are more than 10.6 (source: Lipper). The VF means there is a possibility for the fund in generating an upside return or downside return around this VF. The Volatility Class (VC) is assigned by Lipper based on quintile ranks of VF for qualified funds. VF is subject to monthly revision and VC will be revised every six months. The fund's portfolio may have changed since this date and there is no guarantee that the fund will continue to have the same VF or VC in the future. Presently, only funds launched in the market for at least 36 months will display the VF and its VC. The VC referred to was dated 31 December 2017 which is calculated once every six months and is valid until its next calculation date, i.e. 30 June 2018.

A Product Highlights Sheet ("PHS") highlighting the key features and risks of the Fund is available and investors have the right to request for a PHS. Investors are advised to obtain, read and understand the PHS and the contents of the Master Prospectus dated 3 September 2017 and its supplementary(ies) (if any) ("the Master Prospectus") before investing. The Master Prospectus has been registered with the Securities Commission Malaysia who takes no responsibility for its contents. Amongst others, investors should consider the fees and charges involved. Investors should also note that the price of units and distributions payable, if any, may go down as well as up. Where a distribution is declared, investors are advised that following the issue of additional units/distribution, the NAV per unit will be reduced from cum-distribution NAV to ex-distribution NAV. Any issue of units to which the Master Prospectus relates will only be made on receipt of a form of application referred to in the Master Prospectus. For more details, please call 1-800-88-3175 for a copy of the PHS and the Master Prospectus or collect one from any of our branches or authorised distributors.

The Manager wishes to highlight the specific risk of the Fund are management risk and foreign investment risks such as currency risk and country risk. The principal risks of the target fund are market risk, foreign exchange risk, political risk, derivatives risk, liquidity risk, small capitalization companies risk, single country, sector and regional risk, financial institution risk, equity risk, exceptional market condition risk, actions of institutional investors, broker risk and counterparty risk. These risks and other general risks are elaborated in the Master Prospectus.

This factsheet is prepared for information purposes only. It does not have regard to the specific investment objectives, financial situation and the particular needs of any specific person who may receive it. Past performance is not necessarily a guide to future performance. Returns may vary from year to year.

RHB Asset Management Sdn Bhd (174588-X)

Head Office: Level 8, Tower 2 & 3, RHB Centre, 50400 Kuala Lumpur

General Line: 603-9205 8000