

RHB ASIAN INCOME FUND

The Fund aims to provide income and capital growth over the medium to long term by investing in one target fund, i.e. the Schroder Asian Income.

INVESTOR PROFILE

This Fund is suitable for Investors who:

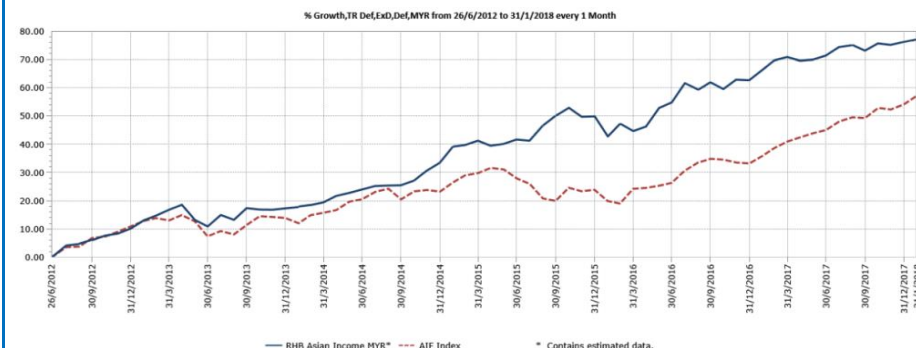
- seek income and capital growth over the medium to long term;
- have moderate risk appetite; and
- seek investment opportunities in the Asian region.

INVESTMENT STRATEGY

- At least 95% of NAV: Investments in the units of Schroder AI.
- 2% - 5% of NAV: Investments in liquid assets including money market instruments and deposits with financial institutions.

FUND PERFORMANCE ANALYSIS

Performance Chart Since Launch*



Cumulative Performance (%)*

	1 Month	3 Months	6 Months	YTD
Fund	0.51	0.83	1.54	0.51
Benchmark	2.00	2.86	6.19	2.00

	1 Year	3 Years	5 Years	Since Launch
Fund	6.43	27.21	56.32	77.02
Benchmark	15.61	24.19	39.15	57.20

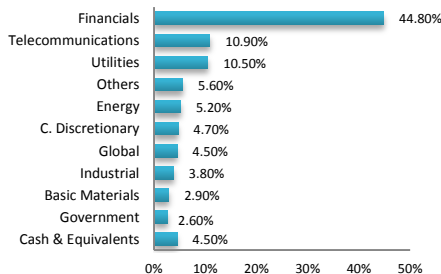
Calendar Year Performance (%)*

	2017	2016	2015	2014	2013
Fund	8.25	8.62	14.56	13.63	6.44
Benchmark	15.65	7.53	16.21	10.07	11.47

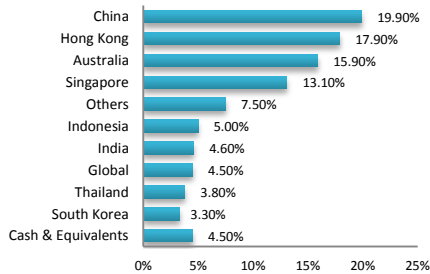
Source: Lipper IM

FUND PORTFOLIO ANALYSIS

Sector Allocation*



Country Allocation*



Top Holdings (%)*

CHINA CONSTRUCTION BANK	2.10
HK ELECTRIC INVESTMENTS & HK ELECTRIC INVESTMENTS LTD.	2.00
MAPLETREE GREATER CHINA COMMERCIAL TRUST REIT	1.90
CAPITALAND COMMERCIAL TRUST REIT	1.80
MAPLETREE INDUSTRIAL TRUST REIT	1.80

*As percentage of NAV

*Source: Schroder, 31 January 2018. Exposure in Schroder Asian Income - 95.74%

FUND DETAILS

Manager	RHB Asset Management Sdn. Bhd.
Trustee	HSBC (Malaysia) Trustee Bhd
Fund Category	Feeder Fund
Fund Type	Income Fund
Launch Date	05 June 2012
Unit NAV	RM0.6709
Fund Size (million)	RM3,808.46
Units In Circulation (million)	5676.53
Financial Year End	31 July
MER (as at 31 July 2017)	0.79%
Min. Initial Investment	RM1,000.00
Min. Additional Investment	RM100.00
Benchmark	50% MSCI AC Asia Pacific ex Japan Net (RM) + 50% JP Morgan Asia Credit Index (SGD Hedged) (RM)
Sales Charge	Up to 5.50% of investment amount*
Redemption Charge	None
Annual Management Fee	1.80% p.a. of NAV*
Annual Trustee Fee	Up to 0.08% p.a. of NAV*
Switching Fee	RM25.00 per switch*
Redemption Period	Within 10 days after receipt the request to repurchase
Distribution Policy	Quarterly, if any

*The implementation of GST will be effective from 1 April 2015 at the rate of 6% and the fees or charges payable is exclusive of GST.
*For the purpose of computing the annual management fee and annual trustee fee, the NAV of the Fund is exclusive of the management fee and trustee fee for the relevant day.

FUND STATISTICS

Historical NAV (RM)

	1 Month	12 Months	Since Launch
High	0.6836	0.6836	0.6836
Low	0.6709	0.6553	0.5000

Source: Lipper IM

Historical Distributions (Last 4 Quarters) (Net)

	Distribution (sen)	Yield (%)
29 Jan 2018	1.0000	1.48
26 Oct 2017	0.4500	0.67
20 Jul 2017	0.6700	0.99
25 Apr 2017	0.5024	0.75

RHB ASIAN INCOME FUND

The Fund aims to provide income and capital growth over the medium to long term by investing in one target fund, i.e. the Schroder Asian Income.

MANAGER'S COMMENTS

MARKET OVERVIEW

Asia ex-Japan equities got off to a roaring start to 2018, driven by the large asset allocation flows and expectations of continued strong economic growth. China was the best-performing index market as macroeconomic data in general was ahead of expectations, with banking and technology stocks registering some of the most sizeable gains. Thailand and Malaysia also recorded strong gains and outperformed. Hong Kong registered a positive return but modestly lagged the wider rally. On the other hand, Indonesia was the regional laggard, in part due to weakness from Telekom Indonesia.

In fixed income, Asian credit declined as the spike in US Treasury yields eroded gains despite credit spreads tightening. The US Treasury 10 year yields moved from 2.4% to 2.7%, reflecting higher growth and inflation expectations following the US tax reform bill passed in December. Asian investment grade sector fell, while the high yield sector was relatively more resilient and rose marginally led by Chinese high yield property names. Asia local currency bonds extended last year's winning streak, mostly on the back of a weaker US dollar.

Over the month, the Singapore dollar rose by +2.0% against the US dollar.

DISCLAIMER:

Based on the fund's portfolio returns as at 15 January 2018, the Volatility Factor (VF) for this fund is 6.8 and is classified as "Moderate". (source: Lipper) "Moderate" includes funds with VF that are above 6.0 but not more than 8.0 (source: Lipper). The VF means there is a possibility for the fund in generating an upside return or downside return around this VF. The Volatility Class (VC) is assigned by Lipper based on quintile ranks of VF for qualified funds. VF is subject to monthly revision and VC will be revised every six months. The fund's portfolio may have changed since this date and there is no guarantee that the fund will continue to have the same VF or VC in the future. Presently, only funds launched in the market for at least 36 months will display the VF and its VC. The VC referred to was dated 31 December 2017 which is calculated once every six months and is valid until its next calculation date, i.e. 30 June 2018.

A Product Highlights Sheet ("PHS") highlighting the key features and risks of the Fund is available and investors have the right to request for a PHS. Investors are advised to obtain, read and understand the PHS and the contents of the Master Prospectus dated 6 October 2017 and its supplementary(ies) (if any) ("the Master Prospectus") before investing. The Master Prospectus has been registered with the Securities Commission Malaysia who takes no responsibility for its contents. Amongst others, investors should consider the fees and charges involved. Investors should also note that the price of units and distributions payable, if any, may go down as well as up. Where a distribution is declared, investors are advised that following the issue of additional units/distribution, the NAV per unit will be reduced from cum-distribution NAV to ex-distribution NAV. Any issue of units to which the Master Prospectus relates will only be made on receipt of a form of application referred to in the Master Prospectus. For more details, please call 1-800-88-3175 for a copy of the PHS and the Master Prospectus or collect one from any of our branches or authorised distributors.

The Manager wishes to highlight the specific risks of the Fund are market risk in asia, credit risk, investment grade, below investment grade and unrated debt securities risk, risks relating to distributions, emerging markets and frontier risk and derivatives risk. These risks and other general risks are elaborated in the Master Prospectus.

This factsheet is prepared for information purposes only. It does not have regard to the specific investment objectives, financial situation and the particular needs of any specific person who may receive it. Past performance is not necessarily a guide to future performance. Returns may vary from year to year.