

RHB EQUITY TRUST

This Fund aims to provide investors with capital growth through investments in stocks with high growth potential over a medium to long term period.

INVESTOR PROFILE

This Fund is suitable for Investors who:

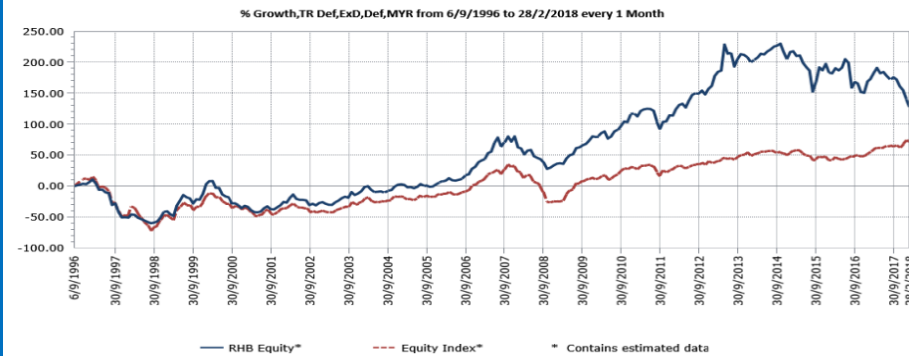
- wish to participate in the upside of the Asia ex-Japan markets;
- are willing to accept moderate to high risk in their investments; and
- prefer capital growth rather than income over a medium to long term period.

INVESTMENT STRATEGY

- 90% - 98% of NAV: Investments in securities of companies that have good growth potential. In managing these investments, the Fund may invest up to 50% of the NAV in Asia ex-Japan markets.
- 2% - 10% of NAV: Investments in liquid assets including bonds, money market instruments and deposits with financial institutions.

FUND PERFORMANCE ANALYSIS

Performance Chart Since Launch*



Cumulative Performance (%)*

	1 Month	3 Months	6 Months	YTD
Fund	-5.05	-12.58	-16.11	-10.44
Benchmark	-1.87	5.41	3.03	1.66

	1 Year	3 Years	5 Years	Since Launch
Fund	-16.30	-28.14	-18.02	128.22
Benchmark	9.53	8.97	23.12	70.61

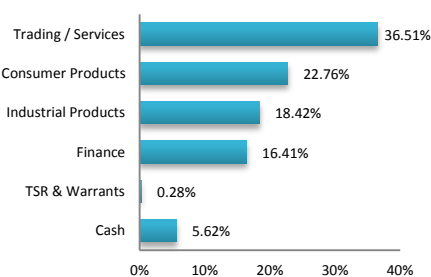
Calendar Year Performance (%)*

	2017	2016	2015	2014	2013
Fund	1.81	-15.81	-2.46	-1.07	19.69
Benchmark	12.76	0.17	-0.84	-2.82	9.84

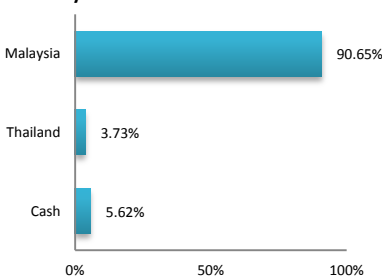
Source: Lipper IM

FUND PORTFOLIO ANALYSIS

Sector Allocation*



Country Allocation*



Top Holdings (%)*

TEX CYCLE TECHNOLOGY MALAYSIA BHD	7.79
PIE INDUSTRIAL BHD	7.66
UNITED ULI CORPORATION	6.55
SCC HOLDINGS BHD	6.35
POWER ROOT BHD	5.76

*As percentage of NAV

FUND STATISTICS

Historical NAV (RM)

	1 Month	12 Months	Since Launch
High	0.2656	0.3829	1.0622
Low	0.2480	0.2480	0.2480

Source: Lipper IM

Historical Distributions (Last 5 Years) (Net)

	Distribution (sen)	Yield (%)
20 Dec 2017	5.0000	13.92
28 Dec 2016	4.2000	10.22
16 Dec 2015	9.5600	18.01
16 Dec 2014	12.5000	17.83
27 Dec 2013	11.9000	14.87

Source: RHB Asset Management Sdn. Bhd.

RHB EQUITY TRUST

This Fund aims to provide investors with capital growth through investments in stocks with high growth potential over a medium to long term period.

MANAGER'S COMMENTS

MARKET REVIEW

Equity

Global equities witnessed a broad-based selloff in February 2018, registering its weakest month in two years despite a partial recovery in the second half of the month. Rising inflation expectations and bond yields in the United States ("U.S.") (10yr U.S. Treasury yields up from 2.7% at the start of the month to 2.9%) wreaked havoc on global equities that had been experiencing lofty sentiments, as volatility sky-rocketed. U.S. Federal Reserve Chair Jerome Powell's optimistic views left market participants anticipating a faster pace of rate hikes in the US and debating the possibility of 4 rate hikes during 2018.

The benchmark FTSE Bursa Malaysia Kuala Lumpur Index ("FBMKLCI") started the month on a weak footing as the benchmark index tracked the sell-down in global markets earlier in the month on 5th February 2018. The FBMKLCI dipped -2.2% on the day. However, market recovered steadily, in line with the rebound in global indices. For the remainder of the month, market held steady trading range-bound ending the month in the red, declining by -0.66% in line with most regional markets.

MARKET OUTLOOK AND STRATEGY

Equity

We are still positive on the Malaysia equity market outlook due to the following reasons i.e global growth will be sustained in 2018 supported by synchronized expansions in major economies like the United States, European Union, Japan and China. Global monetary policies will still remain accommodative, despite un-synchronized monetary tightening plans in place. Gradual improvement in global growth and trades will benefit The Association of Southeast Asian Nations ("ASEAN") economies, through better exports, and eventually domestic demands.

Domestically, Malaysia's economic growth is expected to be around 5.0%-5.5% supported by resilient domestic demands, investments and external demand. The positive economic backdrop will continue to be supportive of the equity market in 2018. In addition, strong domestic liquidity, stable Ringgit, undemanding valuation and an impending general election are also catalysts for the market to perform better.

In terms of strategy, stock selections have become more important in the current market condition. We will continue to focus in value investing. Some of the factors that we look for in companies includes long term earnings visibility, derived from unique product offerings, capacity expansion or new market expansions, besides of their strong balance sheet, cashflows and attractive valuations that will benefit the fund in the longer term.

DISCLAIMER:

Based on the fund's portfolio returns as at 15 February 2018, the Volatility Factor (VF) for this fund is 16.0 and is classified as "Very High". (source: Lipper) "Very High" includes funds with VF that are more than 10.6 (source: Lipper). The VF means there is a possibility for the fund in generating an upside return or downside return around this VF. The Volatility Class (VC) is assigned by Lipper based on quintile ranks of VF for qualified funds. VF is subject to monthly revision and VC will be revised every six months. The fund's portfolio may have changed since this date and there is no guarantee that the fund will continue to have the same VF or VC in the future. Presently, only funds launched in the market for at least 36 months will display the VF and its VC. The VC referred to was dated 31 December 2017 which is calculated once every six months and is valid until its next calculation date, i.e. 30 June 2018.

A Product Highlights Sheet ("PHS") highlighting the key features and risks of the Fund is available and investors have the right to request for a PHS. Investors are advised to obtain, read and understand the PHS and the contents of the Master Prospectus dated 3 August 2017 and its supplementary(ies) (if any) ("the Master Prospectus") before investing. The Master Prospectus has been registered with the Securities Commission Malaysia who takes no responsibility for its contents. Amongst others, investors should consider the fees and charges involved. Investors should also note that the price of units and distributions payable, if any, may go down as well as up. Where a distribution is declared, investors are advised that following the issue of additional units/distribution, the NAV per unit will be reduced from cum-distribution NAV to ex-distribution NAV. Any issue of units to which the Master Prospectus relates will only be made on receipt of a form of application referred to in the Master Prospectus. For more details, please call 1-800-88-3175 for a copy of the PHS and the Master Prospectus or collect one from any of our branches or authorised distributors.

The Manager wishes to highlight the specific risks of the Fund are market risk and particular security risk. These risks and other general risks are elaborated in the Master Prospectus.

This factsheet is prepared for information purposes only. It does not have regard to the specific investment objectives, financial situation and the particular needs of any specific person who may receive it. Past performance is not necessarily a guide to future performance. Returns may vary from year to year.