

RHB KLCI TRACKER FUND

This Fund aims to provide investment results that closely correspond to the performance of the Kuala Lumpur Composite Index or such other index as may be replaced by Bursa Malaysia Securities Berhad.

INVESTOR PROFILE

This Fund is suitable for Investors who:

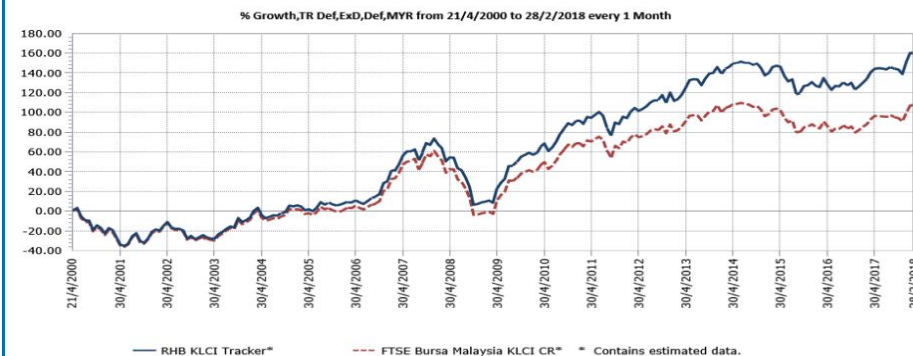
- seek equity market returns as measured by the benchmark FBM KLCI;
- prefer passive investment management; and
- are willing to accept high risk in their investments in order to obtain capital growth over a short to medium term period.

INVESTMENT STRATEGY

- 90% - 99.5% of NAV: Investments in the FBM KLCI component stocks.
- 0% - 10% of NAV: Participation in financial derivatives.
- 0.5% - 10% of NAV: Investments in liquid assets, money market instruments & deposits with financial institutions.

FUND PERFORMANCE ANALYSIS

Performance Chart Since Launch*



Cumulative Performance (%)*

	1 Month	3 Months	6 Months	YTD
Fund	-0.65	8.49	5.38	3.10
Benchmark	-0.66	8.05	4.68	3.31

	1 Year	3 Years	5 Years	Since Launch
Fund	10.83	5.61	21.72	159.18
Benchmark	9.59	1.92	13.35	106.48

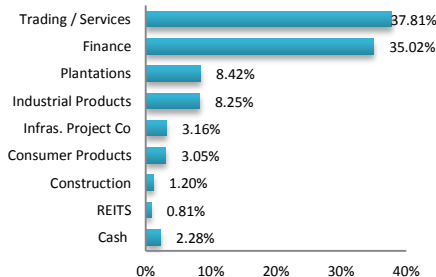
Calendar Year Performance (%)*

	2017	2016	2015	2014	2013
Fund	10.98	-1.72	-2.73	-3.57	11.93
Benchmark	9.45	-3.00	-3.90	-5.66	10.54

Source: Lipper IM

FUND PORTFOLIO ANALYSIS

Sector Allocation*



Top Holdings (%)*

TENAGA NASIONAL BHD	12.02
PUBLIC BANK BHD	11.79
MALAYAN BANKING BHD	10.39
CIMB GROUP HOLDINGS BHD	7.15
AXIATA GROUP BHD	4.49

*As percentage of NAV

FUND STATISTICS

Historical NAV (RM)

	1 Month	12 Months	Since Launch
High	1.1119	1.1119	1.1119
Low	1.0763	0.9947	0.3087

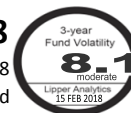
Source: Lipper IM

FUND DETAILS

Manager	RHB Asset Management Sdn. Bhd.
Trustee	HSBC (Malaysia) Trustee Bhd
Fund Category	Equity Fund
Fund Type	Index Tracking Fund
Launch Date	03 April 2000
Unit NAV	RM1.1024
Fund Size (million)	RM12.19
Units In Circulation (million)	11.06
Financial Year End	31 March
MER (as at 31 March 2017)	1.76%
Min. Initial Investment	RM1,000.00
Min. Additional Investment	RM100.00
Benchmark	FBM KLCI
Sales Charge	None
Redemption Charge	None
Transaction Fee	Up to 1.00% of investment / redemption amount*
Annual Management Fee	1.50% p.a. of NAV*
Annual Trustee Fee	Up to 0.07% p.a. of NAV*
Switching Fee	RM25.00 per switch*
Redemption Period	Within 10 days after receipt the request to repurchase
Distribution Policy	None

*The implementation of GST will be effective from 1 April 2015 at the rate of 6% and the fees or charges payable is exclusive of GST.

*For the purpose of computing the annual management fee and annual trustee fee, the NAV of the Fund is exclusive of the management fee and trustee fee for the relevant day.



RHB KLCI TRACKER FUND

This Fund aims to provide investment results that closely correspond to the performance of the Kuala Lumpur Composite Index (KLCI) or such other index as may be substituted by BMSB.

MANAGER'S COMMENTS

MARKET REVIEW

The benchmark FTSE Bursa Malaysia Kuala Lumpur Index ("FBMKLCI") started the month on a weak footing as the benchmark index tracked the sell-down in global markets earlier in the month on 5th February 2018. The FBMKLCI dipped -2.2% on the day. However, market recovered steadily, in line with the rebound in global indices. For the remainder of the month, market held steady trading range-bound ending the month in the red, declining by -0.66% in line with most regional markets. For the month, the FBMKLCI closed at 1,856.20 points.

While, the FBM Emas ended at 13,218.25 points and the FBM Small cap index ended at 16,720.59 points.

DISCLAIMER:

Based on the fund's portfolio returns as at 15 February 2018, the Volatility Factor (VF) for this fund is 8.1 and is classified as "Moderate". (source: Lipper) "Moderate" includes funds with VF that are above 6.0 but not more than 8.0 (source: Lipper). The VF means there is a possibility for the fund in generating an upside return or downside return around this VF. The Volatility Class (VC) is assigned by Lipper based on quintile ranks of VF for qualified funds. VF is subject to monthly revision and VC will be revised every six months. The fund's portfolio may have changed since this date and there is no guarantee that the fund will continue to have the same VF or VC in the future. Presently, only funds launched in the market for at least 36 months will display the VF and its VC. The VC referred to was dated 31 December 2017 which is calculated once every six months and is valid until its next calculation date, i.e. 30 June 2018.

A Product Highlights Sheet ("PHS") highlighting the key features and risks of the Fund is available and investors have the right to request for a PHS. Investors are advised to obtain, read and understand the PHS and the contents of the Master Prospectus dated 3 August 2017 and its supplementary(ies) (if any) ("the Master Prospectus") before investing. The Master Prospectus has been registered with the Securities Commission Malaysia who takes no responsibility for its contents. Amongst others, investors should consider the fees and charges involved. Investors should also note that the price of units and distributions payable, if any, may go down as well as up. Where a distribution is declared, investors are advised that following the issue of additional units/distribution, the NAV per unit will be reduced from cum-distribution NAV to ex-distribution NAV. Any issue of units to which the Master Prospectus relates will only be made on receipt of a form of application referred to in the Master Prospectus. For more details, please call 1-800-88-3175 for a copy of the PHS and the Master Prospectus or collect one from any of our branches or authorised distributors.

The Manager wishes to highlight the specific risks for the Fund are market risk and particular security risk. These risks and other general risks are elaborated in the Master Prospectus.

This factsheet is prepared for information purposes only. It does not have regard to the specific investment objectives, financial situation and the particular needs of any specific person who may receive it. Past performance is not necessarily a guide to future performance. Returns may vary from year to year.

