

### RHB SINGAPORE INCOME FEEDER FUND - SGD CLASS

The Fund aims to achieve regular income and long term capital growth by investing in one target fund, i.e. RHB Singapore Income Fund.

#### INVESTOR PROFILE

This Fund is suitable for:

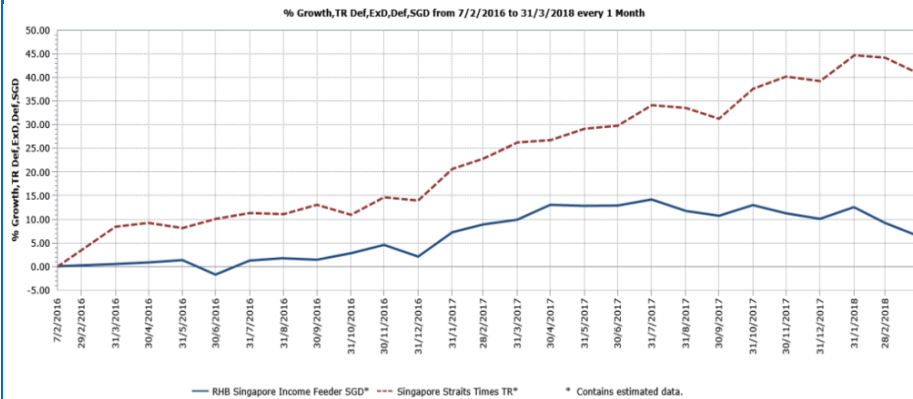
- 'Sophisticated Investor(s)' as defined in the Information Memorandum.

#### INVESTMENT STRATEGY

- At least 95% of NAV: Investments in the units of the Target Fund.
- 2% - 5% of NAV: Investments in liquid assets including money market instruments and Placements of Cash.

#### FUND PERFORMANCE ANALYSIS

##### Performance Chart Since Launch\*



##### Cumulative Performance (%)\*

	1 Month	3 Months	6 Months	YTD
Fund	-2.60	-3.33	-3.87	-3.33
Benchmark	-2.37	1.09	7.22	1.09

	1 Year	Since Launch
Fund	-3.11	6.47
Benchmark	11.47	40.72

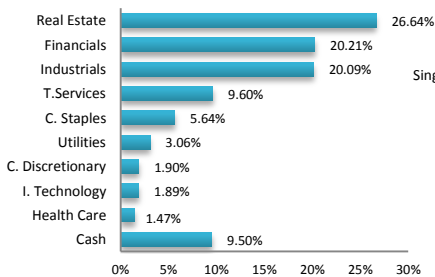
##### Calendar Year Performance (%)\*

	2017
Fund	7.87
Benchmark	22.08

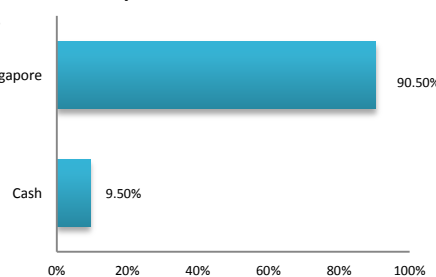
Source: Lipper IM

#### FUND PORTFOLIO ANALYSIS

##### Sector Allocation\*



##### Country Allocation\*



##### Top Holdings (%)\*

SINGAPORE TELECOMMUNICATIONS	8.89
UNITED OVERSEAS BANK LTD	7.11
OVERSEA-CHINESE BANKING CORP	5.30
SINGAPORE EXCHANGE LTD	4.95
JARDINE MATHESON HOLDINGS LTD	4.18

\*As percentage of NAV

\*Source: RHBAM (Singapore), 31 March 2018. Exposure in RHB Singapore Income Fund - 96.08%

#### FUND STATISTICS

##### Historical NAV (SGD)

	1 Month	12 Months	Since Launch
High	0.9527	1.0870	1.1039
Low	0.9253	0.9253	0.9253

Source: Lipper IM

##### Historical Distributions (Quarterly) (Net)

	Distribution (sen)	Yield (%)
21 Feb 2018	2.0000	2.03
21 Nov 2017	2.3000	2.26
22 Aug 2017	2.5000	2.37
23 May 2017	2.2000	2.07

Source: RHB Asset Management Sdn. Bhd.

RHB Asset Management Sdn Bhd (174588-x)

Head Office: Level 8, Tower 2 & 3, RHB Centre, 50400 Kuala Lumpur

General Line: 603-9205 8000

www.rhbgroup.com

RHB Group @RHBGroup RHB Group RHBGroup

RHB Asset Management Sdn Bhd (174588-X)



**RHB SINGAPORE INCOME FEEDER FUND - SGD CLASS**

The Fund aims to achieve regular income and long term capital growth by investing in one target fund, i.e. RHB Singapore Income Fund.

**MANAGER'S COMMENTS****MARKET REVIEW**

Singapore's February CPI came in at 0.5%, above expectations of 0.4%. Non-oil Domestic Exports was down 5.9% y-o-y vs expectations of 4.8% y-o-y. For February, non-electronics declined by 8.3% m-o-m while electronics contracted by 2.4%. The export slowdown y-o-y was most pronounced in EU, China, Taiwan and Hong Kong. Industrial Production (IP) jumped 8.9% y-o-y in February after a record 16.9% y-o-y in January. Core inflation was 1.7% y-o-y in February on higher food inflation and services inflation on the Lunar New Year holiday effects; MAS is expecting inflation at 1.4-1.5%. Core inflation could edge higher on higher water tariffs and airport passenger levies in the 2H18. MAS could tightened the SGD stance this coming April.

**MARKET OUTLOOK & STRATEGY**

US Core PCE inflation in February increased solidly for the third consecutive month at 0.23% m-o-m and 1.6% y-o-y. Personal income rose 0.4% for the third consecutive month. The ISM manufacturing index jumped to 60.8 in February above consensus at 58.7. The pickup was buoyed by employment, inventories and supplier deliveries. February ISM manufacturing bucked the trend of softer global manufacturing PMIs across Euro area, China, Japan and the UK. As expected, there was a 25bp Fed rate hike to 1.5-1.75% with the FOMC's view that the economic outlook has strengthened in the recent months. Three more fed rate hikes are expected in 2018.

Moving forward, the Target Fund Manager continues to focus on companies that is equipped with strong cash flow to pay high and sustainable dividends. These dividends represent a tangible return on investment and provide a bulwark against market uncertainty.

**DISCLAIMER:**

A Product Highlights Sheet ("PHS") highlighting the key features and risks of the Fund is available and investors have the right to request for a PHS. Investors are advised to obtain, read and understand the PHS and the contents of the Information Memorandum dated 18 January 2016 and its supplementary(ies) (if any) ("the Information Memorandum") before investing. The Information Memorandum has been registered with the Securities Commission Malaysia who takes no responsibility for its contents. Amongst others, investors should consider the fees and charges involved. Investors should also note that the price of units and distributions payable, if any, may go down as well as up. Where a distribution is declared, investors are advised that following the issue of additional units/distribution, the NAV per unit will be reduced from cum-distribution NAV to ex-distribution NAV. Any issue of units to which the Information Memorandum relates will only be made on receipt of a form of application referred to in the Information Memorandum. The Fund are only offered to "sophisticated investors" as defined in the Information Memorandum. For more details, please call 1-800-88-3175 for a copy of the PHS and the Information Memorandum or collect one from any of our branches or authorised distributors.

The Manager wishes to highlight the specific risks of the Fund are management risk, liquidity risk, currency risk and country risk and the specific risks of the target fund are market risk, country risk, equity risk, liquidity risk, interest rate risk, credit and default risk, exceptional market conditions, derivatives risk and realisation risk. These risks and other general risks are elaborated in the Information Memorandum.

This factsheet is prepared for information purposes only. It does not have regard to the specific investment objectives, financial situation and the particular needs of any specific person who may receive it. Past performance is not necessarily a guide to future performance. Returns may vary from year to year.

RHB Asset Management Sdn Bhd (174588-x)

Head Office: Level 8, Tower 2 &amp; 3, RHB Centre, 50400 Kuala Lumpur

General Line: 603-9205 8000

[www.rhbgroup.com](http://www.rhbgroup.com)

RHB Asset Management Sdn Bhd (174588-X)

