

RHB SINGAPORE INCOME FEEDER FUND - RM CLASS

The Fund aims to achieve regular income and long term capital growth by investing in one target fund, i.e. RHB Singapore Income Fund.

INVESTOR PROFILE

This Fund is suitable for:

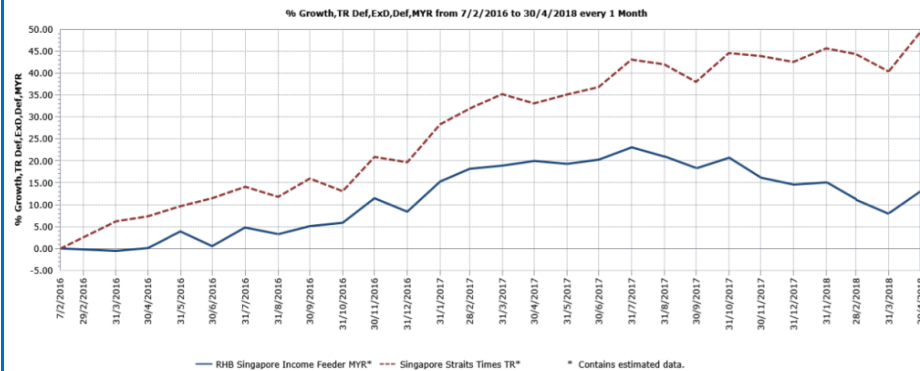
- 'Sophisticated Investor(s)' as defined in the Information Memorandum.

INVESTMENT STRATEGY

- At least 95% of NAV: Investments in the units of the Target Fund.
- 2% - 5% of NAV: Investments in liquid assets including money market instruments and Placements of Cash.

FUND PERFORMANCE ANALYSIS

Performance Chart Since Launch*



Cumulative Performance (%)*

	1 Month	3 Months	6 Months	YTD
Fund	4.66	-1.80	-6.38	-1.37
Benchmark	6.43	2.58	3.34	4.80

	1 Year	Since Launch
Fund	-5.80	13.02
Benchmark	12.24	49.36

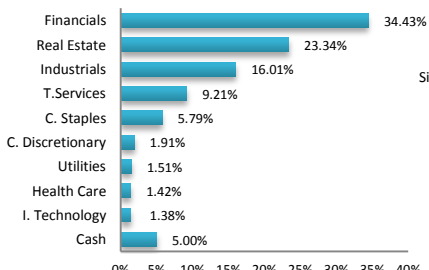
Calendar Year Performance (%)*

	2017
Fund	5.69
Benchmark	19.05


Source: Lipper IM

FUND PORTFOLIO ANALYSIS

Sector Allocation*



Country Allocation*



Top Holdings (%)*

DBS GROUP HOLDINGS LTD	9.87
UNITED OVERSEAS BANK LTD	9.80
OVERSEA-CHINESE BANKING CORP	9.67
SINGAPORE TELECOMMUNICATIONS	9.21
SINGAPORE EXCHANGE LTD	5.10

*As percentage of NAV

*Source: RHBAM (Singapore), 30 April 2018. Exposure in RHB Singapore Income Fund - 95.86%

FUND STATISTICS

Historical NAV (RM)

	1 Month	12 Months	Since Launch
High	0.9868	1.1538	1.1795
Low	0.9311	0.9311	0.9311

Source: Lipper IM

Historical Distributions (Quarterly) (Net)

	Distribution (sen)	Yield (%)
21 Feb 2018	2.1000	2.05
21 Nov 2017	2.5000	2.28
22 Aug 2017	2.5000	2.21
23 May 2017	2.3000	2.01

Source: RHB Asset Management Sdn. Bhd.

RHB SINGAPORE INCOME FEEDER FUND - RM CLASS

The Fund aims to achieve regular income and long term capital growth by investing in one target fund, i.e. RHB Singapore Income Fund.

MANAGER'S COMMENTS**MARKET REVIEW**

Singapore's MAS expects to see GDP growth closer to 3% in 2018 and moderating closer to 2.6-2.8% in 2019. 1Q18 GDP came in at 4.3% y-o-y. 2018 core inflation is expected to be in the upper range of 1-2%. Core inflation came in at 1.5 and non-oil domestic exports (NODX) was down 1.8% y-o-y in March. The slowdown in exports included a softening in tech exports. MAS expects domestic sources of inflation to increase along with a pickup in domestic demand and faster wage growth. Also water tariff hikes, airport passenger levies and foreign domestic worker levy will support higher core inflation numbers. As expected MAS tightened the SGD stance in April.

The STI rallied 5.4% in April to a 10 year record. Financial and Consumer Discretionary sectors led the gains where Real Estate and Consumer Staples were laggards.

MARKET OUTLOOK & STRATEGY

The Target Fund Manager favours the reflationary trades such as Banks and Energy. Market expects that there will be three or four more Fed rate hikes this year and this should be supportive for the Singapore banks. In an environment of rising oil prices, the Target Fund Manager believes that the earnings recovery from this sector is not fully appreciated. URA reported a 3.9% improvement in 1Q18 for property prices and private home prices were up 5.3%. Residential homes sales were also strong in March. The property market has been quite buoyant but the Target Fund Manager is cautiously optimistic on the sector.

DISCLAIMER:

A Product Highlights Sheet ("PHS") highlighting the key features and risks of the Fund is available and investors have the right to request for a PHS. Investors are advised to obtain, read and understand the PHS and the contents of the Information Memorandum dated 18 January 2016 and its supplementary(ies) (if any) ("the Information Memorandum") before investing. The Information Memorandum has been registered with the Securities Commission Malaysia who takes no responsibility for its contents. Amongst others, investors should consider the fees and charges involved. Investors should also note that the price of units and distributions payable, if any, may go down as well as up. Where a distribution is declared, investors are advised that following the issue of additional units/distribution, the NAV per unit will be reduced from cum-distribution NAV to ex-distribution NAV. Any issue of units to which the Information Memorandum relates will only be made on receipt of a form of application referred to in the Information Memorandum. The Fund are only offered to "sophisticated investors" as defined in the Information Memorandum. For more details, please call 1-800-88-3175 for a copy of the PHS and the Information Memorandum or collect one from any of our branches or authorised distributors.

The Manager wishes to highlight the specific risks of the Fund are management risk, liquidity risk, currency risk and country risk and the specific risks of the target fund are market risk, country risk, equity risk, liquidity risk, interest rate risk, credit and default risk, exceptional market conditions, derivatives risk and realisation risk. These risks and other general risks are elaborated in the Information Memorandum.

This factsheet is prepared for information purposes only. It does not have regard to the specific investment objectives, financial situation and the particular needs of any specific person who may receive it. Past performance is not necessarily a guide to future performance. Returns may vary from year to year.

RHB Asset Management Sdn Bhd (174588-x)

Head Office: Level 8, Tower 2 & 3, RHB Centre, 50400 Kuala Lumpur

General Line: 603-9205 8000

www.rhbgroup.com

RHB Asset Management Sdn Bhd (174588-X)

