

RHB FOCUS INCOME BOND FUND – SERIES 8

The Fund aims to maximise returns at the Maturity Date from a concentrated portfolio of global debt instruments.

INVESTOR PROFILE

This Fund is suitable for Investors who:

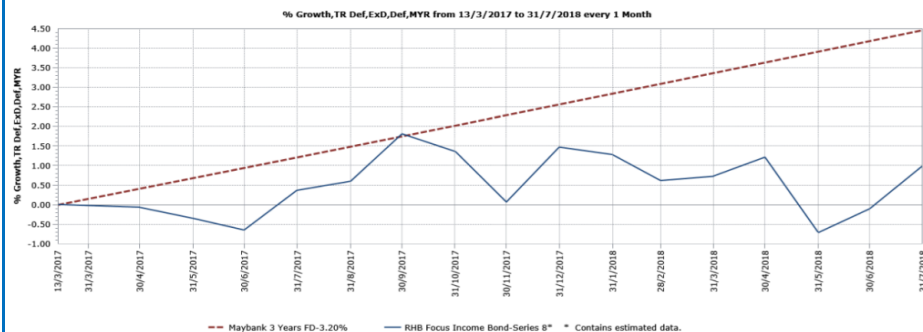
- have a moderate risk appetite;
- seek returns from the income accumulated and/or capital appreciation from a global debt instruments portfolio; and
- have a medium term (i.e. 3 years) investment horizon.

INVESTMENT STRATEGY

- 90% - 100% of NAV: Investments in global debt instruments, of which at least 70% of NAV in bonds.
- Up to 10% of NAV: Investments in liquid assets including money market instruments and Deposits.

FUND PERFORMANCE ANALYSIS

Performance Chart Since Launch*



Cumulative Performance (%)*

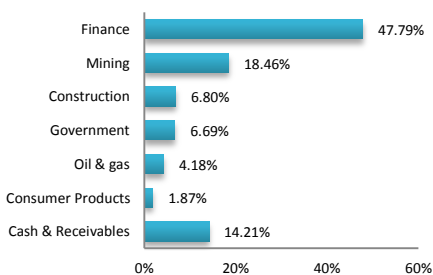
	1 Month	3 Months	6 Months	YTD
Fund	1.10	-0.21	-0.27	-0.46
Benchmark	0.27	0.80	1.57	1.85

	1 Year	Since Launch
Fund	0.63	1.00
Benchmark	3.20	4.45

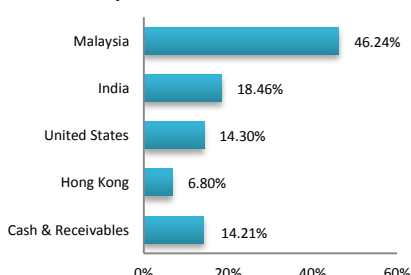
Source: Lipper IM

FUND PORTFOLIO ANALYSIS

Sector Allocation*



Country Allocation*



Top Holdings (%)*

JSW STEEL LTD	18.45
TURKIYE IS BANKASI 5.00% 25/06/2021	7.58
AKBANK TAS	7.57
TURKIYE IS BANKASI 5.5% 21/04/2022	7.47
ERESQD	6.81

*As percentage of NAV

FUND STATISTICS

Historical NAV (RM)

	1 Month	12 Months	Since Launch
High	0.9635	1.0229	1.0229
Low	0.9491	0.9440	0.9440

Source: Lipper IM

Historical Distributions (Last 1 Year) (Net)

	Distribution (sen)	Yield (%)
22 Mar 2018	4.6500	4.65

RHB FOCUS INCOME BOND FUND – SERIES 8

The Fund aims to maximise returns at the Maturity Date from a concentrated portfolio of global debt instruments.

MANAGER'S COMMENTS**MARKET REVIEW**

US Treasury (“UST”) 10-year yields started the month of July 2018 at 2.87%, roughly the same level from a month ago, but continued to rally over the month as escalating US-China Tit-for-tat Tariffs dominate headlines. On July 13th, the Fed released a report ahead of semi-annual testimony to Congress by Powell for July 17-18, reflecting US economic activity expanded at a solid pace in the first half of the year, gradual rate rises will be “consistent with a sustained expansion”, financial system remains “resilient” with treasury markets broadly stable and inflation is “on track” to rise to the Fed’s goal, with core Personal Consumption Expenditure (“PCE”) hitting 2% for the 12 months through May. At the end of July 2018 close, the benchmark 2-, 5-, 10- and 30-year UST were last traded at 2.67% (June-2018: 2.53% +14bps), 2.85% (2.74%; +11bps), 2.96% (2.87%; +9bps) and 3.08% (2.99%; +9bps) respectively. The US Treasury bond yield curve had bear flattened slightly from June as the short end rates continues the march higher due to the rate hike expectations.

In terms of significant economic data release, the Institute of Supply Management (“ISM”) Manufacturing Index for June 2018 printed a strong 60.2, up 2.5% from May. Nonfarm Payrolls (“NFP”) in the United States released for June 2018 showed the economy added 213,000 new jobs beating the 195,000 consensus estimate. Average Hourly Earnings edged up 2.7% YoY, slightly lower than with consensus estimates of 2.8%. On inflation, the United States Personal Consumption Expenditure (“PCE”), the Fed’s preferred measure of inflation, was revised at the end of the month to 2.0% QoQ for the 2nd Quarter of 2018 and QoQ Annualised GDP was 4.1% for the 2nd Quarter 2018. Unemployment Rate was 4.0%YoY for June 2018 (Previous month was 3.8%). U.S. trade deficit fell to an eight-month low in May of \$43.1bio which further strengthened views that the Federal Reserve would raise short-term interest rates at least twice more this year.

DISCLAIMER:

As this is a close-ended fund, units are no longer available for sale on the basis of the Prospectus dated 17 January 2017. A Product Highlights Sheet (“PHS”) highlighting the key features and risks of the Fund is available and investors have the right to request for a PHS. Investors are advised to obtain, read and understand the PHS and the contents of the Prospectus dated 17 January 2017 and its supplementary(ies) (if any) (“the Prospectus”) before investing. The Prospectus has been registered with the Securities Commission Malaysia who takes no responsibility for its contents. Amongst others, investors should consider the fees and charges involved. Investors should also note that the price of units and distributions payable, if any, may go down as well as up. Where a distribution is declared, investors are advised that following the issue of additional units/distribution, the NAV per unit will be reduced from cum-distribution NAV to ex-distribution NAV. Any issue of units to which the Prospectus relates will only be made on receipt of a form of application referred to in the Prospectus. For more details, please call 1-800-88-3175 for a copy of the PHS and the Prospectus or collect one from any of our branches or authorised distributors.

The Manager wishes to highlight the specific risks factors of the funds are credit/default risk, currency risk, interest rate risk, country risk, inflation/purchasing power risk, concentration risk, and mismatch risk. These risks and other general risk are elaborated in the Prospectus.

This factsheet is prepared for information purposes only. It does not have regard to the specific investment objectives, financial situation and the particular needs of any specific person who may receive it. Past performance is not necessarily a guide to future performance. Returns may vary from year to year.

RHB Asset Management Sdn Bhd (174588-x)

Head Office: Level 8, Tower 2 & 3, RHB Centre, 50400 Kuala Lumpur

General Line: 603-9205 8000

www.rhbgroup.com

RHB Asset Management Sdn Bhd (174588-X)

