

RHB FOCUS INCOME BOND FUND – SERIES 7

The Fund aims to maximise returns at the Maturity Date from a concentrated portfolio of global debt instruments.

INVESTOR PROFILE

This Fund is suitable for Investors who:

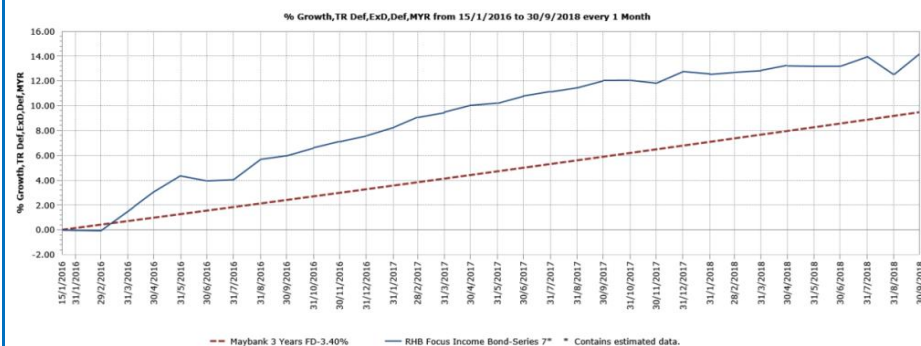
- have a moderate risk appetite;
- seek returns from the income accumulated and/or capital appreciation from a global debt instruments portfolio; and
- have a medium term (i.e. 3 years) investment horizon.

INVESTMENT STRATEGY

- 90% - 100% of NAV: Investments in global debt instruments, of which at least 70% of NAV in bonds.
- Up to 10% of NAV: Investments in liquid assets including money market instruments and Deposits.

FUND PERFORMANCE ANALYSIS

Performance Chart Since Launch*



Cumulative Performance (%)*

	1 Month	3 Months	6 Months	YTD
Fund	1.51	0.88	1.21	1.29
Benchmark	0.28	0.85	1.69	2.53

	1 Year	Since Launch
Fund	1.94	14.19
Benchmark	3.40	9.48

Calendar Year Performance (%)*

	2017
Fund	4.79
Benchmark	3.40

FUND DETAILS

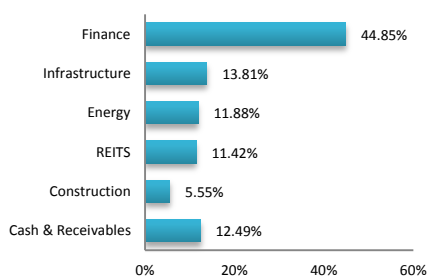
Manager	RHB Asset Management Sdn. Bhd.
Trustee	HSBC (Malaysia) Trustee Bhd
Fund Category	Bond Fund (Closed Ended)
Fund Type	Income Fund
Launch Date	23 November 2015
Maturity Date	15 January 2019
Unit NAV	RM1.0485
Fund Size (million)	RM36.23
Units In Circulation (million)	34.55
Financial Year End	31 January
MER (as at 31 Jan 2018)	0.11%
Min. Initial Investment	RM1,000.00
Min. Additional Investment	RM1,000.00
Benchmark	3-years FD rate by Maybank
Sales Charge	Up to 3.00% of investment amount*
Redemption Charge	< 3 years 1%* Maturity Nil
Annual Management Fee	None
Annual Trustee Fee	0.05% p.a. of NAV*
Switching Fee	Not available
Distribution Policy	Annually, if any

*All fees and charges payable to Manager and the Trustee are subject to any applicable taxes and/or duties and at such rate as may be imposed by the government from time to time.

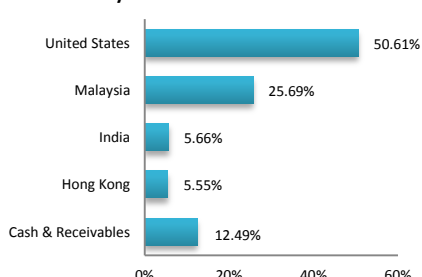
For the purpose of computing the annual management fee and annual trustee fee, the NAV of the Fund is exclusive of the management fee and trustee fee for the relevant day.

FUND PORTFOLIO ANALYSIS

Sector Allocation*



Country Allocation*



Top Holdings (%)*

HSBC	17.01
PLUS BERHAD (AAA)	13.81
MAJAPAHIT HOLDING (BAA3)	11.88
ALDAR (BAA3)	11.42
TURKIYE IS BANKASI	10.51

*As percentage of NAV

FUND STATISTICS

Historical NAV (RM)

	1 Month	12 Months	Since Launch
High	1.0482	1.0821	1.0917
Low	1.0326	1.0312	0.9896

Source: Lipper IM

Historical Distributions (Last 2 Years) (Net)

	Distribution (sen)	Yield (%)
29 Jan 2018	4.6500	4.65
20 Feb 2017	4.6500	4.65

Source: RHB Asset Management Sdn. Bhd.

RHB FOCUS INCOME BOND FUND – SERIES 7

The Fund aims to maximise returns at the Maturity Date from a concentrated portfolio of global debt instruments.

MANAGER'S COMMENTS**MARKET REVIEW**

US Treasury ("UST") 10-year yields started out the month of September 2018 at 2.90% and yields steadily climbed higher through the month, as initial fears of the United States Trade Representative ("USTR") imposing a 25% tariff on the additional \$200bio of imports from China concluded with just 10% imposed, which the market reacted favorably to. Another factor that contributed to the higher UST yields could be the resumption of a heavy corporate bond supply as the market came back from summer holidays resulting in US Treasury selling as investors seek to reposition into the higher yields from corporate bonds. In terms of supply, the UST issued a total of \$773 bio (vs \$867bio last month), across bills and 2y, 5y, 7y, 10y and 30y bonds in the month of September 2018 with supply distribution still mainly skewed in the front end bills of 1 to 6 month tenor. At the end of September 2018 close, the benchmark 2-, 5-, 10- and 30-year UST were last traded at 2.82% (August-2018: 2.63% +19bps), 2.95% (2.74%; +21bps), 3.06% (2.86%; +20bps) and 3.20% (3.02%; +18bps) respectively. The US Treasury bond yield curve had an almost parallel shift higher on better risk sentiment, higher Bund yields and repricing in of the widely expected 25bp rate hike in the FOMC.

In terms of significant economic data release, the Institute of Supply Management ("ISM") Manufacturing Index for August 2018 printed at 61.3, much higher than the 57.6 expected. Nonfarm Payrolls ("NFP") in the United States released for August 2018 showed the economy added 201,000 new jobs, which beat the 190,000 expectations, and higher than July's revised reading of +147,000. Average Hourly Earnings increased more than expected at 2.9% YoY (+0.4%MoM), beating consensus estimates of 2.7%. On inflation, the United States Personal Consumption Expenditure ("PCE"), the Fed's preferred measure of inflation, printed at 2.0% YoY for July 2018. Unemployment Rate was 3.9%YoY for August 2018 (Previous month was 3.9%). U.S. July Trade deficit widened the most in 3 years by nearly 10% Month on Month from -\$45.7bio in June to \$50.1bio. The widening trade deficit was within expectations and is the first trade data since imposition of 25% tariffs on Chinese imports worth \$34bio.

DISCLAIMER:

As this is a close-ended fund, units are no longer available for sale on the basis of the Prospectus dated 23 November 2015. A Product Highlights Sheet ("PHS") highlighting the key features and risks of the Fund is available and investors have the right to request for a PHS. Investors are advised to obtain, read and understand the PHS and the contents of the Prospectus dated 23 November 2015 and its supplementary(ies) (if any) ("the Prospectus") before investing. The Prospectus has been registered with the Securities Commission Malaysia who takes no responsibility for its contents. Amongst others, investors should consider the fees and charges involved. Investors should also note that the price of units and distributions payable, if any, may go down as well as up. Where a distribution is declared, investors are advised that following the issue of additional units/distribution, the NAV per unit will be reduced from cum-distribution NAV to ex-distribution NAV. Any issue of units to which the Prospectus relates will only be made on receipt of a form of application referred to in the Prospectus. For more details, please call 1-800-88-3175 for a copy of the PHS and the Prospectus or collect one from any of our branches or authorised distributors.

The Manager wishes to highlight the specific risks factors of the funds are credit/default risk, currency risk, interest rate risk, Country risk, inflation/purchasing power risk, concentration risk, mismatch risk. These risks and other general risk are elaborated in the Prospectus.

This factsheet is prepared for information purposes only. It does not have regard to the specific investment objectives, financial situation and the particular needs of any specific person who may receive it. Past performance is not necessarily a guide to future performance. Returns may vary from year to year.

RHB Asset Management Sdn Bhd (174588-x)

Head Office: Level 8, Tower 2 & 3, RHB Centre, 50400 Kuala Lumpur

General Line: 603-9205 8000

www.rhbgroup.com

RHB Asset Management Sdn Bhd (174588-X)

