

RHB ASIAN INCOME FUND

The Fund aims to provide income and capital growth over the medium to long term by investing in one target fund, i.e. the Schroder Asian Income.

INVESTOR PROFILE

This Fund is suitable for Investors who:

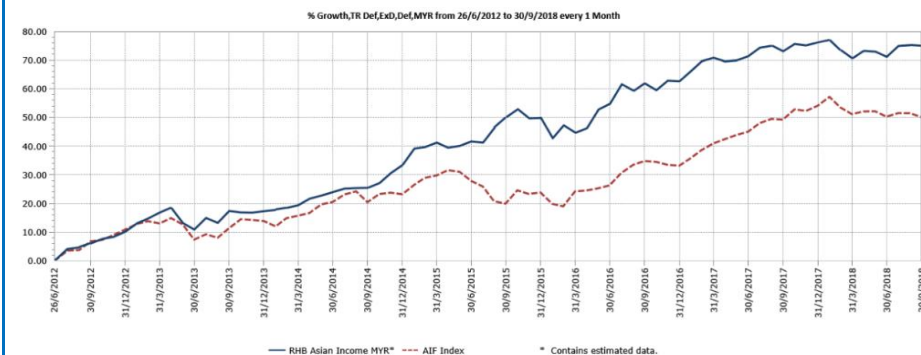
- seek income and capital growth over the medium to long term;
- have moderate risk appetite; and
- seek investment opportunities in the Asian region.

INVESTMENT STRATEGY

- At least 95% of NAV: Investments in the units of Schroder AI.
- 2% - 5% of NAV: Investments in liquid assets including money market instruments and deposits with financial institutions.

FUND PERFORMANCE ANALYSIS

Performance Chart Since Launch*



Cumulative Performance (%)*

	1 Month	3 Months	6 Months	YTD
Fund	-0.14	2.22	2.57	-0.65
Benchmark	-0.91	-0.11	-0.68	-2.59

	1 Year	3 Years	5 Years	Since Launch
Fund	1.16	16.65	48.91	74.98
Benchmark	0.58	25.08	34.67	50.12

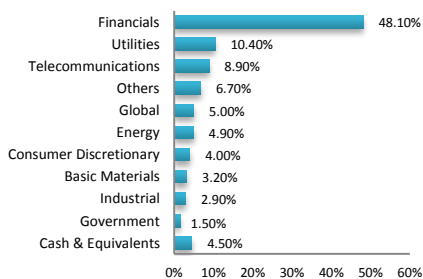
Calendar Year Performance (%)*

	2017	2016	2015	2014	2013
Fund	8.25	8.62	14.56	13.63	6.44
Benchmark	15.65	7.53	16.21	10.07	11.47

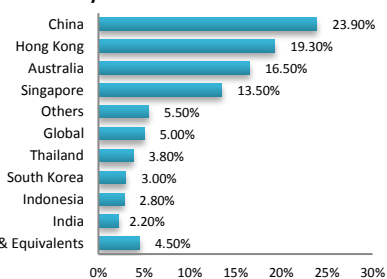
Source: Lipper IM

FUND PORTFOLIO ANALYSIS

Sector Allocation*



Country Allocation*



Top Holdings (%)*

HK ELECTRIC INVESTMENTS & HK ELECTRIC INVESTMENTS LTD	2.10
LINK REIT	1.90
CHINA MOBILE LIMITED	1.80
ASCENDAS REAL ESTATE INVESTMENT TRUST	1.80
CAPITALAND COMMERCIAL TRUST REIT	1.70

*As percentage of NAV

*Source: Schroder, 30 September 2018. Exposure in Schroder Asian Income - 97.34%

FUND DETAILS

Manager	RHB Asset Management Sdn. Bhd.
Trustee	HSBC (Malaysia) Trustee Bhd
Fund Category	Feeder Fund
Fund Type	Income Fund
Launch Date	05 June 2012
Unit NAV	RM0.6429
Fund Size (million)	RM3,138.84
Units In Circulation (million)	4883.11
Financial Year End	31 July
MER (as at 31 July 2018)	0.74%
Min. Initial Investment	RM1,000.00
Min. Additional Investment	RM100.00
Benchmark	50% MSCI AC Asia Pacific ex Japan Net (RM) + 50% JP Morgan Asia Credit Index (SGD Hedged) (RM)
Sales Charge	Up to 5.50% of investment amount*
Redemption Charge	None
Annual Management Fee	1.80% p.a. of NAV*
Annual Trustee Fee	Up to 0.08% p.a. of NAV*
Switching Fee	RM25.00 per switch*
Redemption Period	Within 10 days after receipt the request to repurchase
Distribution Policy	Quarterly, if any

*All fees and charges payable to Manager and the Trustee are subject to any applicable taxes and/or duties and at such rate as may be imposed by the government from time to time.

For the purpose of computing the annual management fee and annual trustee fee, the NAV of the Fund is exclusive of the management fee and trustee fee for the relevant day.

FUND STATISTICS

Historical NAV (RM)

	1 Month	12 Months	Since Launch
High	0.6438	0.6836	0.6836
Low	0.6336	0.6336	0.5000

Source: Lipper IM

Historical Distributions (Last 4 Quarters) (Net)

	Distribution (sen)	Yield (%)
26 Jul 2018	1.0000	1.55
20 Apr 2018	1.0000	1.53
29 Jan 2018	1.0000	1.48
26 Oct 2017	0.4500	0.67

RHB ASIAN INCOME FUND

The Fund aims to provide income and capital growth over the medium to long term by investing in one target fund, i.e. the Schroder Asian Income.

MANAGER'S COMMENTS

MARKET OVERVIEW

Asia ex Japan equities broadly fell over the month, although performance was mixed. India and Philippines declined the most on concerns over rising inflation and liquidity. China also underperformed as the trade dispute with the US continued and previously-announced tariffs were implemented. On the other hand, Thailand recorded strong gains and outperformed. South Korea and Taiwan also returned positively.

In fixed income, the US 10-year yields were 20bps higher as the Fed raised interest rates and struck a more hawkish tone. Asian USD credit posted a slightly negative return; High yield credit outperformed and returned positively, while investment grade was dragged down by higher base yields. Elsewhere, local currency bonds fell, with Philippines bonds registering a sharp loss of -2% at the bottom of the pack.

Over the month, the Singapore dollar gained +0.5% against the US dollar.

DISCLAIMER:

Based on the fund's portfolio returns as at 15 September 2018, the Volatility Factor (VF) for this fund is 6.6 and is classified as "Moderate". (source: Lipper) "Moderate" includes funds with VF that are above 6.6 but not more than 8.7 (source: Lipper). The VF means there is a possibility for the fund in generating an upside return or downside return around this VF. The Volatility Class (VC) is assigned by Lipper based on quintile ranks of VF for qualified funds. VF is subject to monthly revision and VC will be revised every six months. The fund's portfolio may have changed since this date and there is no guarantee that the fund will continue to have the same VF or VC in the future. Presently, only funds launched in the market for at least 36 months will display the VF and its VC. The VC referred to was dated 30 June 2018 which is calculated once every six months and is valid until its next calculation date, i.e. 31 December 2018.

A Product Highlights Sheet ("PHS") highlighting the key features and risks of the Fund is available and investors have the right to request for a PHS. Investors are advised to obtain, read and understand the PHS and the contents of the Master Prospectus dated 6 October 2017 and its supplementary(ies) (if any) ("the Master Prospectus") before investing. The Master Prospectus has been registered with the Securities Commission Malaysia who takes no responsibility for its contents. Amongst others, investors should consider the fees and charges involved. Investors should also note that the price of units and distributions payable, if any, may go down as well as up. Where a distribution is declared, investors are advised that following the issue of additional units/distribution, the NAV per unit will be reduced from cum-distribution NAV to ex-distribution NAV. Any issue of units to which the Master Prospectus relates will only be made on receipt of a form of application referred to in the Master Prospectus. For more details, please call 1-800-88-3175 for a copy of the PHS and the Master Prospectus or collect one from any of our branches or authorised distributors.

The Manager wishes to highlight the specific risks of the Fund are market risk in asia, credit risk, investment grade, below investment grade and unrated debt securities risk, risks relating to distributions, emerging markets and frontier risk and derivatives risk. These risks and other general risks are elaborated in the Master Prospectus.

This factsheet is prepared for information purposes only. It does not have regard to the specific investment objectives, financial situation and the particular needs of any specific person who may receive it. Past performance is not necessarily a guide to future performance. Returns may vary from year to year.