

RHB FOCUS INCOME BOND FUND – SERIES 8

The Fund aims to maximise returns at the Maturity Date from a concentrated portfolio of global debt instruments.

INVESTOR PROFILE

This Fund is suitable for Investors who:

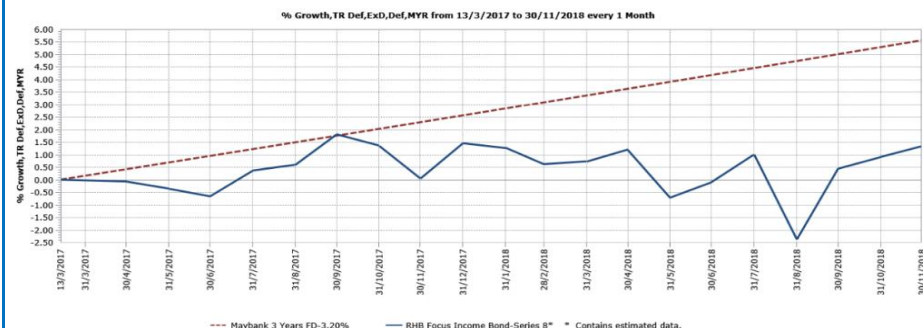
- have a moderate risk appetite;
- seek returns from the income accumulated and/or capital appreciation from a global debt instruments portfolio; and
- have a medium term (i.e. 3 years) investment horizon.

INVESTMENT STRATEGY

- 90% - 100% of NAV: Investments in global debt instruments, of which at least 70% of NAV in bonds.
- Up to 10% of NAV: Investments in liquid assets including money market instruments and Deposits.

FUND PERFORMANCE ANALYSIS

Performance Chart Since Launch*



Cumulative Performance (%)*

	1 Month	3 Months	6 Months	YTD
Fund	0.43	3.80	2.06	-0.13
Benchmark	0.26	0.79	1.59	2.92

	1 Year	Since Launch
Fund	1.28	1.34
Benchmark	3.20	5.56

Source: Lipper IM

FUND DETAILS

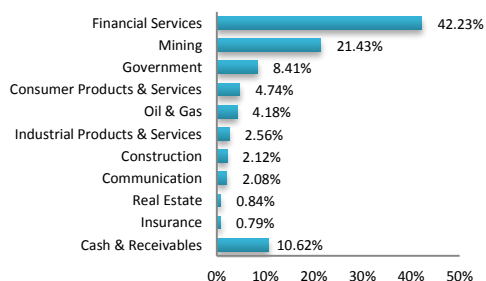
Manager	RHB Asset Management Sdn. Bhd.
Trustee	HSBC (Malaysia) Trustee Bhd
Fund Category	Bond Fund (Closed Ended)
Fund Type	Income Fund
Launch Date	17 January 2017
Maturity Date	13 March 2020
Unit NAV	RM0.9667
Fund Size (million)	RM98.68
Units In Circulation (million)	102.08
Financial Year End	31 January
MER (as at 31 Jan 2018)	0.08%
Min. Initial Investment	RM1,000.00
Min. Additional Investment	RM1,000.00
Benchmark	3-years FD rate by Maybank
Sales Charge	Up to 3.00% of investment amount*
Redemption Charge	< 3 years 1%* Maturity Nil
Annual Management Fee	None
Annual Trustee Fee	0.05% p.a. of NAV*
Switching Fee	Not available
Distribution Policy	Annually, if any

*All fees and charges payable to Manager and the Trustee are subject to any applicable taxes and/or duties and at such rate as may be imposed by the government from time to time.

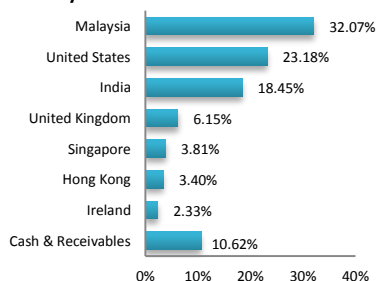
For the purpose of computing the annual management fee and annual trustee fee, the NAV of the Fund is exclusive of the management fee and trustee fee for the relevant day.

FUND PORTFOLIO ANALYSIS

Sector Allocation*



Country Allocation*



Top Holdings (%)*

TURKIYE IS BANKASI 5.00% (25/06/2021)	7.51
TURKIYE IS BANKASI 5.5% (21/04/2022)	7.35
JSW STEEL LTD 5.25% (13/04/2022)	6.15
HONG LEONG BANK BHD 4.500% (21/06/2024)	5.08
GLOBAL PRIME CAPITAL 7.25% (26/04/2021)	4.21

*As percentage of NAV

FUND STATISTICS

Historical NAV (RM)

	1 Month	12 Months	Since Launch
High	0.9692	1.0216	1.0229
Low	0.9626	0.9303	0.9303

Source: Lipper IM

Historical Distributions (Last 1 Year) (Net)

	Distribution (sen)	Yield (%)
22 Mar 2018	4.6500	4.65

RHB FOCUS INCOME BOND FUND – SERIES 8

The Fund aims to maximise returns at the Maturity Date from a concentrated portfolio of global debt instruments.

MANAGER'S COMMENTS**MARKET REVIEW**

US Treasury ("UST") 10-year yields started out the month of November 2018 at 3.13% but rallied throughout the month on flight-to quality flows. Investment grade credit spreads widened led by specific names in the US due to Brexit uncertainty, continued worries about Italy and the breakdown in oil prices and the impending monetary policy tightening. Equities have also been exhibiting a similar pattern, with the buy on dip mentality in hibernation, although it is too early to call an absolute end to the buying frenzy that took broad equity indices to historically expensive levels in the third quarter. At the end of November 2018 close, the benchmark 2-, 5-, 10- and 30-year UST were last traded at 2.79% (September 2018: 2.82% -3bps), 2.81% (2.98%; -17bps), 2.99% (3.14%; -15bps) and 3.29% (3.39%; -10bps) respectively. The US Treasury bond yield curve overall slightly bull steepened on worsening overall global risk sentiment and expectations of 25% increase in tariffs 2019.

In terms of significant economic data release, the Institute of Supply Management ("ISM") Manufacturing Index for October 2018 printed at 57.7, below consensus expectations. Nonfarm Payrolls ("NFP") in the United States released for October 2018 showed the economy added 250,000 new jobs, which was much higher than the 200,000 expectations. Average Hourly Earnings increased by 3.1% YoY (+0.2%MoM), in line with consensus estimates. Unemployment Rate maintained at 3.7%YoY for October 2018 (Previous month was 3.7%) the lowest since 1969. On inflation, the United States Personal Consumption Expenditure ("PCE"), the Fed's preferred measure of inflation, printed at 1.80% YoY for October 2018, slightly lower than consensus. US September trade deficit (exp. \$53.6Bio) was close to expectations, widening from \$53.2Bio to \$54Bio.

DISCLAIMER:

As this is a close-ended fund, units are no longer available for sale on the basis of the Prospectus dated 17 January 2017. A Product Highlights Sheet ("PHS") highlighting the key features and risks of the Fund is available and investors have the right to request for a PHS. Investors are advised to obtain, read and understand the PHS and the contents of the Prospectus dated 17 January 2017 and its supplementary(ies) (if any) ("the Prospectus") before investing. The Prospectus has been registered with the Securities Commission Malaysia who takes no responsibility for its contents. Amongst others, investors should consider the fees and charges involved. Investors should also note that the price of units and distributions payable, if any, may go down as well as up. Where a distribution is declared, investors are advised that following the issue of additional units/distribution, the NAV per unit will be reduced from cum-distribution NAV to ex-distribution NAV. Any issue of units to which the Prospectus relates will only be made on receipt of a form of application referred to in the Prospectus. For more details, please call 1-800-88-3175 for a copy of the PHS and the Prospectus or collect one from any of our branches or authorised distributors.

The Manager wishes to highlight the specific risks factors of the funds are credit/default risk, currency risk, interest rate risk, country risk, inflation/purchasing power risk, concentration risk, and mismatch risk. These risks and other general risk are elaborated in the Prospectus.

This factsheet is prepared for information purposes only. It does not have regard to the specific investment objectives, financial situation and the particular needs of any specific person who may receive it. Past performance is not necessarily a guide to future performance. Returns may vary from year to year.

RHB Asset Management Sdn Bhd (174588-x)

Head Office: Level 8, Tower 2 & 3, RHB Centre, 50400 Kuala Lumpur

General Line: 603-9205 8000

www.rhbgroup.com

f RHB Group @RHBGroup RHB Group RHBGroup

RHB Asset Management Sdn Bhd (174588-X)

