

RHB ASIAN TOTAL RETURN FUND

This Fund aims to provide stable current income and capital appreciation by investing in debt securities issued by Asian corporations, financial institutions, governments and their agencies (including money market instruments).

INVESTOR PROFILE

This Fund is suitable for investors who:

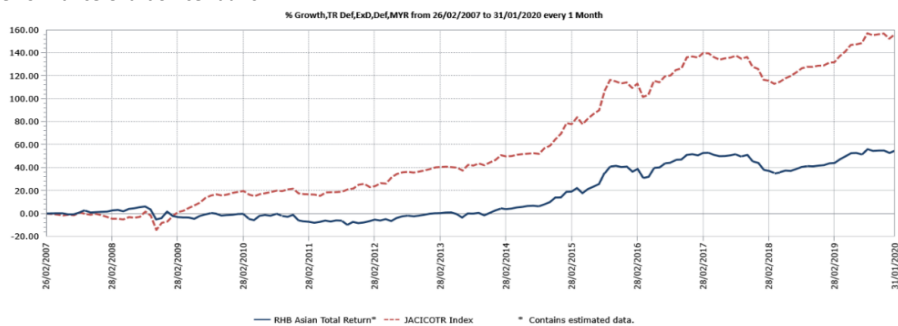
- have moderate risk profile.

INVESTMENT STRATEGY

- At least 95% of NAV: Investments in a target fund i.e. the United Asian Bond Fund.
- Up to 5% of NAV: Investments in liquid assets to provide for liquidity purpose.

FUND PERFORMANCE ANALYSIS

Performance Chart Since Launch*



Cumulative Performance (%)*

	1 Month	3 Months	6 Months	YTD
Fund	1.36	0.01	2.26	1.36
Benchmark	1.54	0.02	3.13	1.54

	1 Year	3 Years	5 Years	Since Launch
Fund	7.74	2.89	30.35	54.82
Benchmark	10.71	8.62	43.31	156.13

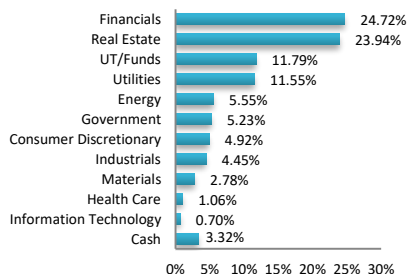
Calendar Year Performance (%)*

	2019	2018	2017	2016	2015
Fund	7.48	-1.29	-4.96	7.42	23.86
Benchmark	10.21	1.33	-4.57	10.56	26.24

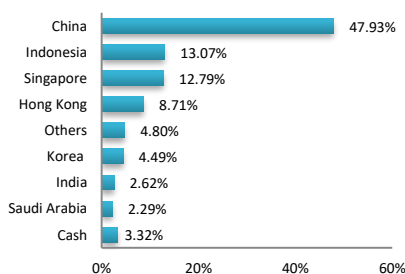
Source: Lipper IM

FUND PORTFOLIO ANALYSIS

Sector Allocation*



Country Allocation*



Top Holdings (%)*

UNITED ASIAN HIGH YIELD BOND FUND - CLASS SGD DIST	7.99
HUARONG FINANCE 2019 COMPANY GUAR REGS 05/29 4.5	3.35
PERUSAHAAN LISTRIK NEGAR SR UNSECURED REGS 05/27 4.125	3.33
GUANGXI COMM INVEST GR SR UNSECURED REGS 09/22 3.5	3.14
FRANSHION BRILLIANT LTD COMPANY GUAR REGS 07/29 4.25	3.01

*As percentage of NAV

*Source: UOBAM, 31 January 2020. Exposure in UOB Asian Bond Fund - 97.55%

FUND STATISTICS

Historical NAV (RM)

	1 Month	12 Months	Since Launch
High	0.6842	0.6918	0.6918
Low	0.6738	0.6324	0.3948

Source: Lipper IM



RHB ASIAN TOTAL RETURN FUND

This Fund aims to provide stable current income and capital appreciation by investing in debt securities issued by Asian corporations, financial institutions, governments and their agencies (including money market instruments).

MANAGER'S COMMENTS

MARKET OUTLOOK AND STRATEGY

Looking ahead, the Target Fund Manager is inclined to turn neutral from slightly positive in Asia credit bonds in view of the outbreak of novel coronavirus. Amid this outbreak, many business operations were either halted or disrupted in the near term. As the death toll increases and potentially exceeding the fatality rate registered during previous 2003 SARS outbreak, the fear instilled will be dampening any positive risk appetite for risk assets in the near term. Global growth is thus likely to be hampered and may translate to some disappointments in economic figures and corporate earnings in months to come. Nevertheless, the Target Fund Manager believes that global central banks will be providing ample liquidity and financing support to contain this outbreak and enable businesses to ride through this tough times. All said, the Target Fund Manager likes to monitor this situation closely as it may well be a case to cherry pick quality names during this sell-off.

As of end January, spreads appeared to be at a rather attractive level as the JP Morgan Asia Credit composite spread was 18bps wider than its three-year historical average of 248bps while 10bps wider than its five-year historical average of 256bps. Anchored Asian demand and manageable supply will remain as a favourable technical contributor towards returns for Asia Credit asset into 2020. Overall, the Target Fund Manager continues to like the non-investment grade segment as this segment offers a higher carry despite the rising idiosyncratic risk. The Target Fund Manager reiterates the importance of nimbleness and the increased focus credit differentiation to avoid potential pitfalls. Amidst such an environment, the search for yield and the need to stay invested cannot be neglected. On the duration strategy, the Target Fund Manager will be staying broadly neutral in overall duration though the Target Fund Manager may engage in tactical duration positioning.

DISCLAIMER:

Based on the fund's portfolio returns as at 10 January 2020, the Volatility Factor (VF) for this fund is 5.0 and is classified as "Low". (source: Lipper) "Low" includes funds with VF that are above 1.8 but not more than 6.1 (source: Lipper). The VF means there is a possibility for the fund in generating an upside return or downside return around this VF. The Volatility Class (VC) is assigned by Lipper based on quintile ranks of VF for qualified funds. VF is subject to monthly revision and VC will be revised every six months. The fund's portfolio may have changed since this date and there is no guarantee that the fund will continue to have the same VF or VC in the future. Presently, only funds launched in the market for at least 36 months will display the VF and its VC. The VC referred to was dated 31 December 2019 which is calculated once every six months and is valid until its next calculation date, i.e. 30 June 2020.

A Product Highlights Sheet ("PHS") highlighting the key features and risks of the Fund is available and investors have the right to request for a PHS. Investors are advised to obtain, read and understand the PHS and the contents of the Master Prospectus dated 15 July 2017 and its supplementary(ies) (if any) ("the Master Prospectus") before investing. The Master Prospectus has been registered with the Securities Commission Malaysia who takes no responsibility for its contents. Amongst others, investors should consider the fees and charges involved. Investors should also note that the price of units and distributions payable, if any, may go down as well as up. Where a distribution is declared, investors are advised that following the issue of additional units/distribution, the NAV per unit will be reduced from cum-distribution NAV to ex-distribution NAV. Any issue of units to which the Master Prospectus relates will only be made on receipt of a form of application referred to in the Master Prospectus. For more details, please call 1-800-88-3175 for a copy of the PHS and the Master Prospectus or collect one from any of our branches or authorised distributors.

The Manager wishes to highlight the specific risks of the Fund are currency risk, liquidity risk, income distribution risk, risk of substantial redemptions and suspension of NAV calculation / limitation of redemption payments. These risks and other general risks are elaborated in the Master Prospectus.

This factsheet is prepared for information purposes only. It does not have regard to the specific investment objectives, financial situation and the particular needs of any specific person who may receive it. Past performance is not necessarily a guide to future performance. Returns may vary from year to year.

