

### RHB GROWTH AND INCOME FOCUS TRUST

This Fund aims to achieve maximum total returns through a combination of long term growth of capital and current income.

#### INVESTOR PROFILE

This Fund is suitable for Investors who:

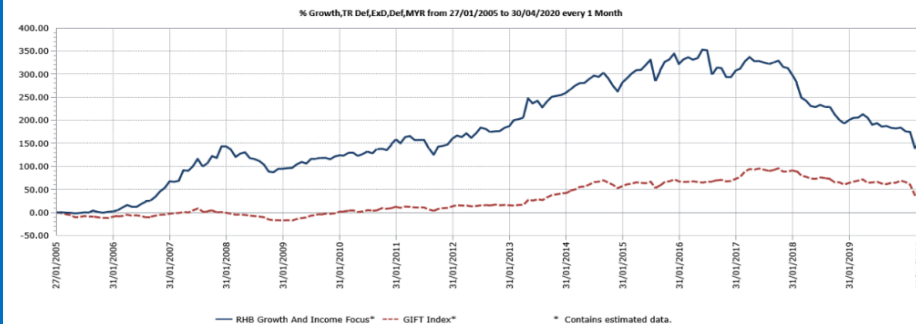
- seek long term capital appreciation through investments in high growth potential small cap securities whilst requiring the flexibility of a conservative portfolio of fixed income securities in order to capitalise and adapt to prevailing market conditions; and
- are willing to accept slightly higher risk in their investments than that normally associated with a general balanced fund in order to achieve long term capital growth and income.

#### INVESTMENT STRATEGY

- 30% - 70% of NAV: Investments in securities of companies with market capitalization of not more than RM750 million ("small cap securities").
- 30% - 70% of NAV: Investments in fixed income securities, money market instruments, cash and deposits with financial institutions.

#### FUND PERFORMANCE ANALYSIS

##### Performance Chart Since Launch\*



##### Cumulative Performance (%)\*

	1 Month	3 Months	6 Months	YTD
Fund	4.74	-9.01	-11.41	-11.58
Benchmark	8.83	-9.60	-8.67	-11.26

	1 Year	3 Years	5 Years	Since Launch
Fund	-19.78	-42.47	-38.52	150.99
Benchmark	-12.66	-22.51	-8.80	50.34

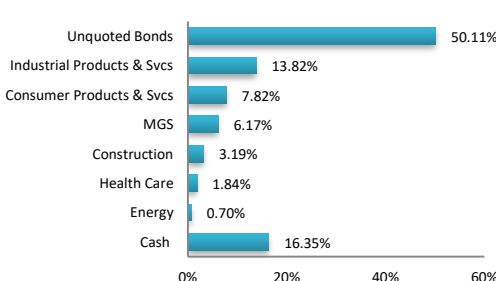
##### Calendar Year Performance (%)\*

	2019	2018	2017	2016	2015
Fund	-3.04	-29.12	5.08	-11.62	22.73
Benchmark	5.33	-14.77	12.19	-1.96	12.80

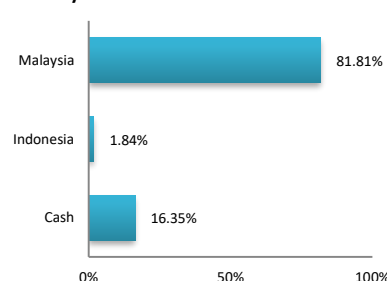
Source: Lipper IM

#### FUND PORTFOLIO ANALYSIS

##### Sector Allocation\*



##### Country Allocation\*



##### Top Holdings (%)\*

MEX II SDN BHD 5.7% (29/04/2027)	19.21
BRIGHT FOCUS BHD 2.5% (24/01/2030)	17.93
MGS 3.502 % (31/05/2027)	6.17
MUAMALAT IMTN 5.50% (25/11/2021)	5.00
BANK MUAMALAT (M) BHD 5.8% (15/06/2026)	3.97

\*As percentage of NAV

#### FUND STATISTICS

##### Historical NAV (RM)

	1 Month	12 Months	Since Launch
High	0.2344	0.2922	0.9179
Low	0.2234	0.2140	0.2140

Source: Lipper IM

##### Historical Distributions (Net)

	Distribution (sen)	Yield (%)
Dec 2019	-	-
20 Dec 2018	1.0000	3.02
20 Dec 2017	4.5000	9.89
Dec 2016	-	-
16 Dec 2015	2.0500	4.27

Source: RHB Asset Management Sdn. Bhd.

**RHB GROWTH AND INCOME FOCUS TRUST**

This Fund aims to achieve maximum total returns through a combination of long term growth of capital and current income.

**MANAGER'S COMMENTS**

**MARKET REVIEW**

Flattening of the COVID-19 new cases curves in the worst affected countries and aggressive stimulus package around the world pushed global equity market to their best monthly performance since 2011 in April 2020. Despite weak economic data prints, global equities snapped back +10.6% during the month (year to date ("YTD"): -13.5%), as volatility receded on partial reopening of numerous economies reeling under lockdowns. The supply side in China is mostly back to capacity, while market demand is also showing signs of recovery to its year-ago levels.

Malaysia extended the movement control order ("MCO") twice during the month until 12th of May 2020 mainly to slow the spread of Covid-19. The Ministry of International Trade and Industry estimated that the economy was operating at only 45% of its operating capacity throughout April during the MCO. The government also announced a fourth Covid-19 related stimulus package of RM10bn to assist the SME sector. The FBMKLCI saw its first month on month ("MoM") gain this year in April 2020 at +4.2%. YTD however, the index is still down -11.4%. FBM KLCI ended the month at 1,407 points after falling to the lowest of 1,219 on 19th March 2020.

On commodities, oil took majority of the limelight especially on concerns regarding too much supply though was eased when the Organization of Petroleum-Exporting Countries and its allies ("OPEC+") announced a record deal to slash global output collectively 9.7mbpd off the market. Nonetheless, WTI made another history plunging to negative prices during the month as a result of a demand shock and dwindling storage capacity. All in, WTI settled at USD18.84 per barrel (-8%) while Brent at USD25.27 per barrel (11.1%) at the end of the month.

**MARKET OUTLOOK AND STRATEGY**

Globally, when more countries gradually reopen their economies because of slowing COVID-19 infection rates, this will generate positive sentiments. However, governments will continue to monitor closely on the relaxation of lockdown since no vaccine is available yet. Meanwhile, with global economy at its most challenging stage, the resurfacing of trade tensions between the US and China will not be helpful. Elsewhere, volatility reigns with the commodity & energy complexes facing unprecedented challenges.

Domestically, the MCO and the external developments will pose challenges to economic growth, corporate earnings and labour employment, which will cause continued volatility in the financial markets. The positive sentiments from the liquidity supports and slower COVID-19 infections rate need to be balanced with the economic challenges going forward. Monetary and fiscal policies will remain accommodative at this juncture to support domestic economy.

In terms of strategy, due to the volatile domestic equity market, we will focus on stocks with strong balance sheet, cashflows and good earnings growth potential, plus accumulating good quality stocks during weakness to benefit the fund in the longer term.

**DISCLAIMER:**

Based on the fund's portfolio returns as at 10 April 2020, the Volatility Factor (VF) for this fund is 10.6 and is classified as "High". (source: Lipper) "High" includes funds with VF that are above 8.8 but not more than 11.1 (source: Lipper). The VF means there is a possibility for the fund in generating an upside return or downside return around this VF. The Volatility Class (VC) is assigned by Lipper based on quintile ranks of VF for qualified funds. VF is subject to monthly revision and VC will be revised every six months. The fund's portfolio may have changed since this date and there is no guarantee that the fund will continue to have the same VF or VC in the future. Presently, only funds launched in the market for at least 36 months will display the VF and its VC. The VC referred to was dated 31 December 2019 which is calculated once every six months and is valid until its next calculation date, i.e. 30 June 2020.

A Product Highlights Sheet ("PHS") highlighting the key features and risks of the Fund is available and investors have the right to request for a PHS. Investors are advised to obtain, read and understand the PHS and the contents of the Master Prospectus dated 3 August 2017 and its supplementary(ies) (if any) ("the Master Prospectus") before investing. The Master Prospectus has been registered with the Securities Commission Malaysia who takes no responsibility for its contents. This update does not amount to indicate that the SC has recommended or endorsed the Fund. Amongst others, investors should consider the fees and charges involved. Investors should also note that the price of units and distributions payable, if any, may go down as well as up. Where a distribution is declared, investors are advised that following the issue of additional units/distribution, the NAV per unit will be reduced from cum-distribution NAV to ex-distribution NAV. Any issue of units to which the Master Prospectus relates will only be made on receipt of a form of application referred to in the Master Prospectus. For more details, please call 1-800-88-3175 for a copy of the PHS and the Master Prospectus or collect one from any of our branches or authorised distributors.

The Manager wishes to highlight the specific risks for the Fund are liquidity risk of underlying investments, interest rate risk, credit/default risk, inflation/purchasing power risk, market risk and particular securities risk. These risks and other general risks are elaborated in the Master Prospectus.

This factsheet is prepared for information purposes only. It does not have regard to the specific investment objectives, financial situation and the particular needs of any specific person who may receive it. Past performance is not necessarily a guide to future performance. Returns may vary from year to year.

RHB Asset Management Sdn Bhd (174588-X)

Head Office: Level 8, Tower 2 & 3, RHB Centre, 50400 Kuala Lumpur

General Line: 603-9205 8000