

RHB SINGAPORE INCOME FEEDER FUND - SGD CLASS

The Fund aims to achieve regular income and long term capital growth by investing in one target fund, i.e. RHB Singapore Income Fund.

INVESTOR PROFILE

This Fund is suitable for:

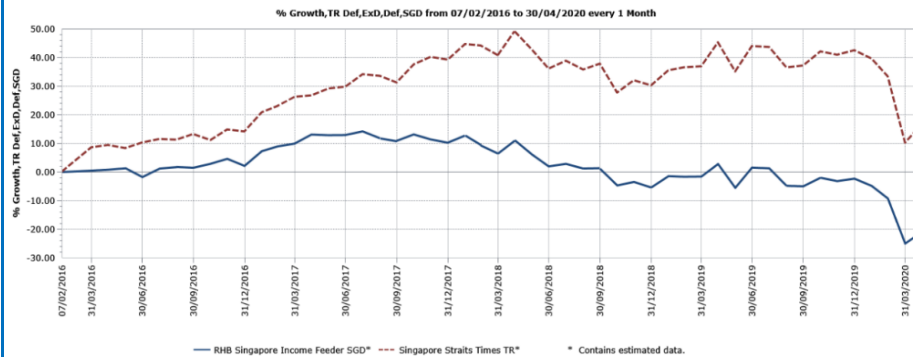
- 'Sophisticated Investor(s)' as defined in the Information Memorandum.

INVESTMENT STRATEGY

- At least 95% of NAV: Investments in the units of the Target Fund.
- 2% - 5% of NAV: Investments in liquid assets including money market instruments and placements of cash.

FUND PERFORMANCE ANALYSIS

Performance Chart Since Launch*



Cumulative Performance (%)*

	1 Month	3 Months	6 Months	YTD
Fund	5.26	-16.96	-19.37	-19.11
Benchmark	5.80	-16.40	-17.87	-18.11

	1 Year	3 Years	Since Launch
Fund	-23.13	-30.09	-20.97
Benchmark	-19.67	-7.94	16.67

Calendar Year Performance (%)*

	2019	2018	2017
Fund	3.26	-14.09	7.87
Benchmark	9.40	-6.45	22.08

Source: Lipper IM

FUND DETAILS

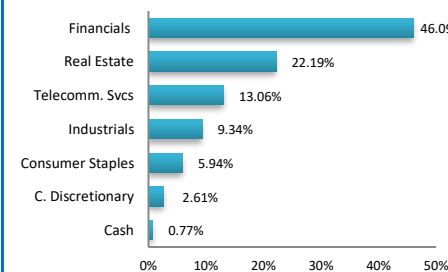
Manager	RHB Asset Management Sdn. Bhd.
Trustee	Deutsche Trustees (M) Bhd
Fund Category	Wholesale Feeder Fund
Fund Type	Income Fund
Launch Date	18 January 2016
Base Currency	Malaysian Ringgit (RM)
Unit NAV	SGD 0.6868
Fund Size (million)	SGD 0.02
Units In Circulation (million)	0.03
Financial Year End	28 or 29 February
MER (as at 28 Feb 2020)	0.97%
Min. Initial Investment	SGD 1,000.00
Min. Additional Investment	SGD 500.00
Benchmark	FTSE Straits Times Index
Sales Charge	Up to 5.50% of investment amount*
Redemption Charge	None
Annual Management Fee	1.80% p.a. of NAV*
Annual Trustee Fee	Up to 0.06% p.a. of NAV*
Switching Fee	Not applicable
Redemption Period	Within 10 days after receipt the request to repurchase
Distribution Policy	Quarterly, if any

*All fees and charges payable to Manager and the Trustee are subject to any applicable taxes and/or duties and at such rate as may be imposed by the government from time to time.

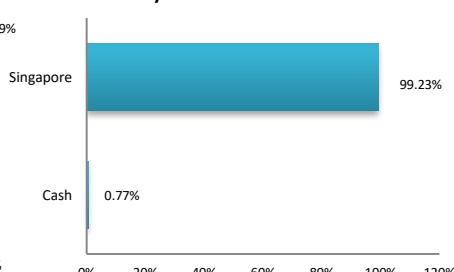
For the purpose of computing the annual management fee and annual trustee fee, the NAV of the Fund is exclusive of the management fee and trustee fee for the relevant day.

FUND PORTFOLIO ANALYSIS

Sector Allocation*



Country Allocation*



Top Holdings (%)*

DBS GROUP HOLDINGS LTD	17.74
OVERSEA-CHINESE BANKING CORP	15.81
SINGAPORE TELECOMMUNICATIONS	13.06
UNITED OVERSEAS BANK	12.54
ASCENDAS REAL ESTATE INVESTMENT TRUST	8.05

*As percentage of NAV

*Source: RHBAM (Singapore), 30 April 2020. Exposure in RHB Singapore Income Fund - 98.13%

FUND STATISTICS

Historical NAV (SGD)

	1 Month	12 Months	Since Launch
High	0.6905	0.8972	1.1039
Low	0.6260	0.5900	0.5900

Source: Lipper IM

Source: RHB Asset Management Sdn. Bhd.

RHB SINGAPORE INCOME FEEDER FUND - SGD CLASS

The Fund aims to achieve regular income and long term capital growth by investing in one target fund, i.e. RHB Singapore Income Fund.

MANAGER'S COMMENTS

MARKET REVIEW

Singapore announced a third support package amounting to S\$5.1bn aimed at supporting SMEs and households as the government extends the circuit breaker period to 1st June 2020. March Non-oil exports rose 17.6% YoY (vs est. -8%) and Electronics was also up 5.8% YoY, both well above consensus of double digit contractions. This was driven by pharma production, which more than doubled as global demand for active pharmaceutical ingredients (APIs) and biological products surged. On corporate news, Hin Leong, Asia's top three oil trader, hid \$800 million in losses and selling off oil inventories that were collateral for loans. This would have implications for the banking sector with all three Singapore banks having exposure. MAS also announced two new measures for Singapore REITs sector namely extension of timeline to distribute at least 90% of taxable income for tax transparency from 3 to 12 months and higher leverage limit of 50% from 45%. This will allow some breathing space for the REITs and reduce risk of capital raising.

Singapore has downgraded its 2020 GDP forecast to -4% to -1% from (-0.5% to 1.5%). There could be a possibility that a recession will extend till the third quarter.

MARKET OUTLOOK & STRATEGY

Singapore stock market is a highly defensive market with strong blue-chip companies that is equipped with strong cash flow to pay high and sustainable dividends. The Target Fund is focused on income-producing equities that pay strong and sustainable dividend yields. These dividends represent a tangible return on investment and provides stability during uncertain times. At times, the fund can also be more tilted towards growth depending on the market cycle. Currently, we favour the reflationary trades such as banks given that it is a play on the macro recovery environment.

DISCLAIMER:

Based on the fund's portfolio returns as at 10 April 2020, the Volatility Factor (VF) for this fund is 14.8 and is classified as "Very High". (source: Lipper) "Very High" includes funds with VF that are more than 11.1 (source: Lipper). The VF means there is a possibility for the fund in generating an upside return or downside return around this VF. The Volatility Class (VC) is assigned by Lipper based on quintile ranks of VF for qualified funds. VF is subject to monthly revision and VC will be revised every six months. The fund's portfolio may have changed since this date and there is no guarantee that the fund will continue to have the same VF or VC in the future. Presently, only funds launched in the market for at least 36 months will display the VF and its VC. The VC referred to was dated 31 December 2019 which is calculated once every six months and is valid until its next calculation date, i.e. 30 June 2020.

A Product Highlights Sheet ("PHS") highlighting the key features and risks of the Fund is available and investors have the right to request for a PHS. Investors are advised to obtain, read and understand the PHS and the contents of the Information Memorandum dated 18 January 2016 and its supplementary(ies) (if any) ("the Information Memorandum") before investing. The Information Memorandum has been registered with the Securities Commission Malaysia who takes no responsibility for its contents. This update does not amount to indicate that the SC has recommended or endorsed the Fund. Amongst others, investors should consider the fees and charges involved. Investors should also note that the price of units and distributions payable, if any, may go down as well as up. Where a distribution is declared, investors are advised that following the issue of additional units/distribution, the NAV per unit will be reduced from cum-distribution NAV to ex-distribution NAV. Any issue of units to which the Information Memorandum relates will only be made on receipt of a form of application referred to in the Information Memorandum. The Fund are only offered to "sophisticated investors" as defined in the Information Memorandum. For more details, please call 1-800-88-3175 for a copy of the PHS and the Information Memorandum or collect one from any of our branches or authorised distributors.

The Manager wishes to highlight the specific risks of the Fund are management risk, liquidity risk, currency risk and country risk and the specific risks of the Target Fund are market risk, country risk, equity risk, liquidity risk, interest rate risk, credit and default risk, exceptional market conditions, derivatives risk and realisation risk. These risks and other general risks are elaborated in the Information Memorandum.

This factsheet is prepared for information purposes only. It does not have regard to the specific investment objectives, financial situation and the particular needs of any specific person who may receive it. Past performance is not necessarily a guide to future performance. Returns may vary from year to year.

RHB Asset Management Sdn Bhd (174588-X)

Head Office: Level 8, Tower 2 & 3, RHB Centre, 50400 Kuala Lumpur

General Line: 603-9205 8000

www.rhbgroup.com

 RHB Group
  @RHBGroup
  RHB Group
  RHBGroup

RHB Asset Management Sdn Bhd (174588-X)

