

RHB USD HIGH YIELD BOND FUND - RM CLASS

The Fund aims to maximise total return by investing in one target fund, i.e. the BlackRock Global Funds – US Dollar High Yield Bond Fund.

INVESTOR PROFILE

This Fund is suitable for:

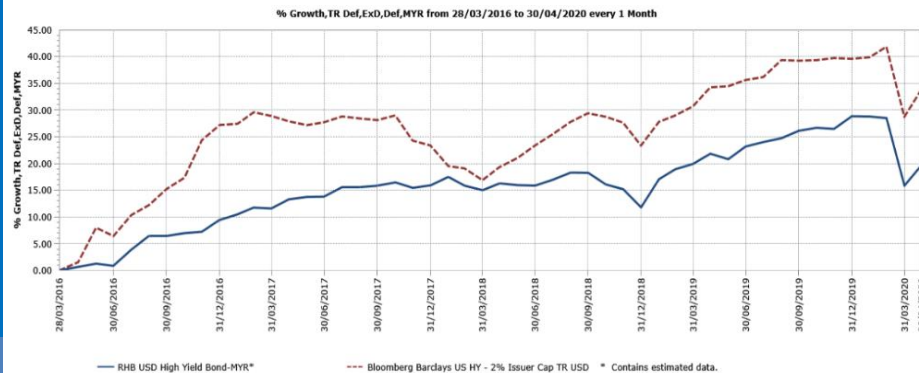
- ‘Sophisticated Investor(s)’ as defined in the Information Memorandum.

INVESTMENT STRATEGY

- At least 95% of NAV: Investments in the USD denominated class X6 shares of the Target Fund.
- 2% - 5% of NAV: Investments in liquid assets including money market instruments and Placements of Cash.

FUND PERFORMANCE ANALYSIS

Performance Chart Since Launch*



Cumulative Performance (%)*

	1 Month	3 Months	6 Months	YTD
Fund	3.34	-7.02	-5.49	-7.06
Benchmark	4.04	-4.26	-3.89	-4.06

	1 Year	3 Years	Since Launch
Fund	-1.73	5.66	19.74
Benchmark	-0.25	4.73	33.92

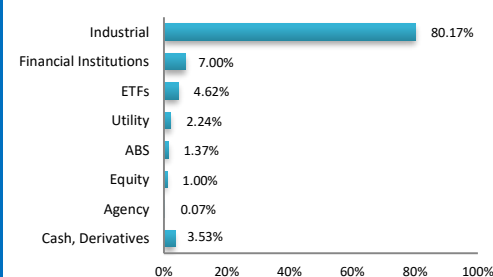
Calendar Year Performance (%)*

	2019	2018	2017
Fund	15.23	-3.54	5.88
Benchmark	13.16	-0.02	-3.02

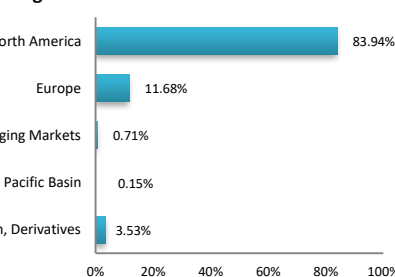
Source: Lipper IM

FUND PORTFOLIO ANALYSIS

Sector Allocation*



Region Allocation*



Top Holdings (%)*

ISHARES \$ HIGH YIELD CRP BND ETF \$	4.62
FREEPORT-MCMORAN COPPER & GOLD INC 5.45 (15/03/2043)	0.70
ALLIED UNIVERSAL HOLDCO LLC 144A 6.625 (15/07/2026)	0.69
ALTICE FRANCE HOLDING SA 144A 10.5 (15/05/2027)	0.69
VERSCEND ESCROW CORP 144A 9.75 (15/08/2026)	0.63

*As percentage of NAV

*Source: Black Rock, 30 April 2020. Exposure in BlackRock US Dollar High Yield Bond Fund - 96.80%

FUND STATISTICS

Historical NAV (RM)

	1 Month	12 Months	Since Launch
High	1.0716	1.1540	1.1731
Low	0.9846	0.8909	0.8909

Source: Lipper IM

Historical Distributions (Net)

	Distribution (sen)	Yield (%)
24 Apr 2020	6.5000	5.93
25 Apr 2019	5.5000	5.06
20 Apr 2018	2.2000	2.00
20 Dec 2017	6.5000	5.64

Source: RHB Asset Management Sdn. Bhd.

RHB USD HIGH YIELD BOND FUND - RM CLASS

The Fund aims to maximise total return by investing in one target fund, i.e. the BlackRock Global Funds – US Dollar High Yield Bond Fund.

MANAGER'S COMMENTS

MARKET OVERVIEW

- Per J. P. Morgan, the US HY market was up in April, totaling +3.57% for the month. High yield bonds recovered during the month following a difficult March as unprecedented fiscal and monetary measures by central banks and governments were enough to offset the near-term economic fallout from the COVID-1 outbreak.
- From a ratings perspective, BB rated bonds outperformed both B and CCC rated bonds over the month of April. YTD performance is driven by BBs, outperforming both B and CCC rated bonds.
- US high yield risk premiums tightened 109bps in April, representing a final period-end spread of T+840bps, a yield-to-worst of 8.91%, and an average market-weighted price of \$92.94.

TARGET FUND'S MAIN PORTFOLIO CHANGES

- Broadly, there were no significant changes to the Target Fund's investment themes or positioning in April
- The Target Fund's portfolio risk increased over the month (beta was 0.96)
- Overall, the Target Fund continues to favor more measured risk-taking in today's environment
- From a ratings standpoint, the Target Fund increased exposure to the CCC rated names and decreased exposure to BB and B rated bonds; from a sector perspective, the Target Fund added to the Technology, Midstream and Aerospace/Defense sectors, while reducing risk in the Packaging, Finance Companies and Other REIT sectors over the month

TARGET FUND'S POSITIONING

- The Target Fund's core issuer/credit biases remain centered on cash-flow views, determination of a specific catalyst, and/or idiosyncratic characteristics; top issuer overweights include Oracle Corporation (Technology), Boeing (Aerospace/Defense) and Altice France (Wireless).
- From a credit standpoint, the Target Fund Manager remains underweight BB-rated credits and overweight select CCCs with improving credit positions or attractive yields.
- In addition to credit, the Target Fund Manager has favored positions in equity and equity-like (preferred and convertible) instruments to enhance the Target Fund's total return profile but will tactically implement hedges to mitigate this risk when markets warrant. The Target Fund Manager also hold a tactical allocation to CLOs.
- Generally, the underlying portfolio remained well-diversified with 570+ issuers, an average issuer-level position of roughly 16bps, with the top 25 names constituting 27.44% of the underlying portfolio

DISCLAIMER:

Based on the fund's portfolio returns as at 10 April 2020, the Volatility Factor (VF) for this fund is 7.4 and is classified as "Low". (source: Lipper) "Low" includes funds with VF that are above 1.8 but not more than 6.1 (source: Lipper). The VF means there is a possibility for the fund in generating an upside return or downside return around this VF. The Volatility Class (VC) is assigned by Lipper based on quintile ranks of VF for qualified funds. VF is subject to monthly revision and VC will be revised every six months. The fund's portfolio may have changed since this date and there is no guarantee that the fund will continue to have the same VF or VC in the future. Presently, only funds launched in the market for at least 36 months will display the VF and its VC. The VC referred to was dated 31 December 2019 which is calculated once every six months and is valid until its next calculation date, i.e. 30 June 2020.

A Product Highlights Sheet ("PHS") highlighting the key features and risks of the Fund is available and investors have the right to request for a PHS. Investors are advised to obtain, read and understand the PHS and the contents of the Information Memorandum dated 8 March 2016 and its supplementary(ies) (if any) ("the Information Memorandum") before investing. The Information Memorandum has been registered with the Securities Commission Malaysia who takes no responsibility for its contents. This update does not amount to indicate that the SC has recommended or endorsed the Fund. Amongst others, investors should consider the fees and charges involved. Investors should also note that the price of units and distributions payable, if any, may go down as well as up. Where a distribution is declared, investors are advised that following the issue of additional units/distribution, the NAV per unit will be reduced from cum-distribution NAV to ex-distribution NAV. Any issue of units to which the Information Memorandum relates will only be made on receipt of a form of application referred to in the Information Memorandum. The Fund are only offered to "sophisticated investor" as defined in the Information Memorandum. For more details, please call 1-800-88-3175 for a copy of the PHS and the Information Memorandum or collect one from any of our branches or authorised distributors.

The Manager wishes to highlight the specific risks of the Fund are management risk, liquidity risk, country risk and currency risk (of RM class only) and the specific risks of the target fund are fixed income transferable securities, distressed securities, delayed delivery transactions, sovereign debt, bond downgrade, derivatives risk and currency risk. These risks and other general risks are elaborated in the Information Memorandum.

This factsheet is prepared for information purposes only. It does not have regard to the specific investment objectives, financial situation and the particular needs of any specific person who may receive it. Past performance is not necessarily a guide to future performance. Returns may vary from year to year.

RHB Asset Management Sdn Bhd (174588-x)

Head Office: Level 8, Tower 2 & 3, RHB Centre, 50400 Kuala Lumpur

General Line: 603-9205 8000

www.rhbgroup.com

 RHB Group
  @RHBGroup
  RHB Group
  RHBGroup

RHB Asset Management Sdn Bhd (174588-X)

