

RHB SMALL CAP OPPORTUNITY UNIT TRUST

The Fund aims to achieve long term* capital growth by investing in small capitalisation companies.

*Note: "long term" in this context refers to a period of between 5 – 7 years.

INVESTOR PROFILE

This Fund is suitable for Investors who:

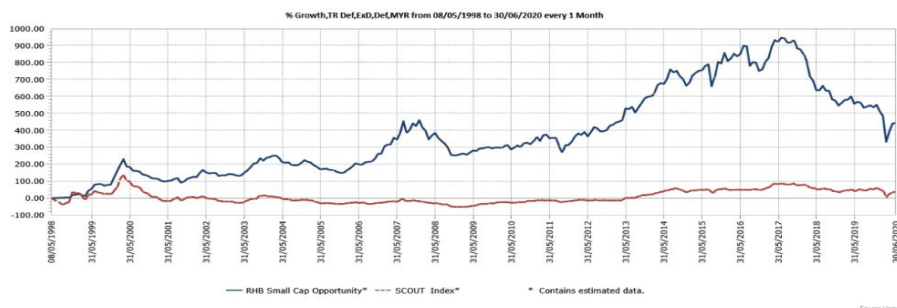
- are fairly aggressive investors; and
- are willing to accept higher risk in order to obtain higher growth of their capital over a long term period.

INVESTMENT STRATEGY

- 70% - 95% of NAV: Investments in securities of small capitalisation companies; and
- The balance of NAV: Investments in liquid assets including money market instruments, deposits and collective investment schemes investing in money market instruments and deposits.

FUND PERFORMANCE ANALYSIS

Performance Chart Since Launch*



Benchmark: Effective from 12 April 2019, the performance of this Fund is benchmarked against the FBM Small Cap Index. Prior to 12 April 2019, the performance of the Fund is benchmarked against the FBM Fledgling Index.

Cumulative Performance (%)*

	1 Month	3 Months	6 Months	YTD
Fund	0.54	25.72	-16.49	-16.49
Benchmark	-1.69	28.78	-16.28	-16.28

	1 Year	3 Years	5 Years	Since Launch
Fund	-18.73	-48.12	-38.22	442.43
Benchmark	-8.75	-28.22	-9.05	33.97

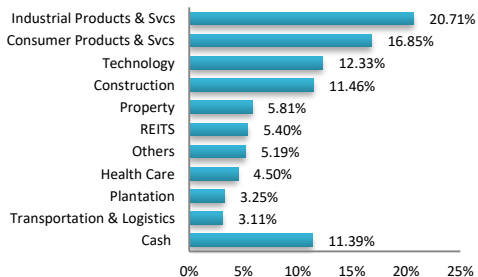
Calendar Year Performance (%)*

	2019	2018	2017	2016	2015
Fund	0.58	-33.76	13.44	-10.09	25.39
Benchmark	18.25	-23.34	17.05	-4.54	18.18

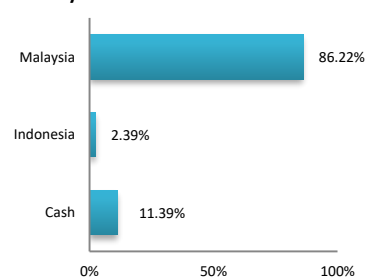
Source: Lipper IM

FUND PORTFOLIO ANALYSIS

Sector Allocation*



Country Allocation*



Top Holdings (%)*

SUPERMAX CORP BHD	4.50
GLOBETRONICS TECHNOLOGY BHD	3.61
RHONE MA HOLDINGS BHD	3.45
AMANAHRAYA REITS	3.44
JHM CONSOLIDATION BHD	3.33

*As percentage of NAV

FUND STATISTICS

Historical NAV (RM)

	1 Month	12 Months	Since Launch
High	0.5438	0.6486	1.3063
Low	0.5093	0.3617	0.3617

Source: Lipper IM

Historical Distributions (Net)

	Distribution (sen)	Yield (%)
Dec 2019	-	-
Dec 2018	-	-
20 Dec 2017	8.1000	7.80
28 Dec 2016	9.6000	8.99
16 Dec 2015	14.1500	12.83

Source: RHB Asset Management Sdn. Bhd.

RHB SMALL CAP OPPORTUNITY UNIT TRUST

This Fund aims to achieve long term capital appreciation through investments in companies with market capitalisation of not more than RM750 million.

MANAGER'S COMMENTS

MARKET REVIEW

A surge in new cases, especially across large tracts of the US, has raised the spectre of a second wave of COVID-19 infections. This looming threat, coupled with an equity market that had largely shrugged off the epidemic, weighed on sentiment towards the end of June 2020. US equity market advanced 2.1% during the month to finish its best quarter (2Q: 21.2%) in 35 years. Europe rose 3.9% in June 2020, Australia 6.8%, while Japan (-0.1%) stayed flat. Asia ex-Japan was up 7.9% in June 2020 (2Q: 15.8%, YTD: -5.7%). Tech-heavy countries, Taiwan and Korea (up 7.8%) reflected the sharp rebound in semiconductor trade, while India rose 6.7%. Subpar performance by Singapore (3.5%), Thailand (2.1%) and Malaysia (2.5%) weighed on ASEAN (3.7%).

The FBMKLCI index was struggling to stay above 1500 level during the month of June 2020 due to the absence of positive fresh leads and global negative factors that affected the sentiment of the equity market. With a confluence of negative factors like the uncertain quick global economic recovery, the resurgence of coronavirus infections worldwide, the potential uplifting of short-selling ban domestically post 30 June and possible snap election in 2H20, the index consolidated in June 2020 after touched the high of 1,590. Meanwhile, S&P downgraded Malaysia outlook to negative from stable, with A- rating.

MARKET OUTLOOK AND STRATEGY

The equity market is expected to be in favour due to the expectations of prolong low inflation and low interest rate environment. The gradual recovery in the economy will also support the equity market going forward as investors are pricing in lower risks.

The index is expecting to form a base before we see a sustainable rebound in the equity market later. In addition, we are also expecting a shallow consolidation for the index due to ample liquidity in the economy. In addition, the Securities Commission and Bursa Malaysia has also extended the temporary suspension of short selling to 31 December 2020 from 30 June 2020. This is expected to reduce the volatility on stock trading and keep the local market buoyant.

DISCLAIMER:

Based on the fund's portfolio returns as at 10 June 2020, the Volatility Factor (VF) for this fund is 21.5 and is classified as "Very High". (source: Lipper) "Very High" includes funds with VF that are more than 15.2 (source: Lipper). The VF means there is a possibility for the fund in generating an upside return or downside return around this VF. The Volatility Class (VC) is assigned by Lipper based on quintile ranks of VF for qualified funds. VF is subject to monthly revision and VC will be revised every six months. The fund's portfolio may have changed since this date and there is no guarantee that the fund will continue to have the same VF or VC in the future. Presently, only funds launched in the market for at least 36 months will display the VF and its VC. The VC referred to was dated 31 December 2019 which is calculated once every six months and is valid until its next calculation date, i.e. 30 June 2020.

A Product Highlights Sheet ("PHS") highlighting the key features and risks of the Fund is available and investors have the right to request for a PHS. Investors are advised to obtain, read and understand the PHS and the contents of the Master Prospectus dated 3 August 2017 and its supplementary(ies) (if any) ("the Master Prospectus") before investing. The Master Prospectus has been registered with the Securities Commission Malaysia who takes no responsibility for its contents. This update does not amount to indicate that the SC has recommended or endorsed the Fund. Amongst others, investors should consider the fees and charges involved. Investors should also note that the price of units and distributions payable, if any, may go down as well as up. Where a distribution is declared, investors are advised that following the issue of additional units/distribution, the NAV per unit will be reduced from cum-distribution NAV to ex-distribution NAV. Any issue of units to which the Master Prospectus relates will only be made on receipt of a form of application referred to in the Master Prospectus. For more details, please call 1-800-88-3175 for a copy of the PHS and the Master Prospectus or collect one from any of our branches or authorised distributors.

The Manager wishes to highlight the specific risks of the Fund are market risk and particular securities risk. These risks and other general risks are elaborated in the Master Prospectus.

This factsheet is prepared for information purposes only. It does not have regard to the specific investment objectives, financial situation and the particular needs of any specific person who may receive it. Past performance is not necessarily a guide to future performance. Returns may vary from year to year.

RHB Asset Management Sdn Bhd (174588-X)

Head Office: Level 8, Tower 2 & 3, RHB Centre, 50400 Kuala Lumpur

General Line: 603-9205 8000

www.rhbgroup.com

 RHB Group
  @RHBGroup
  RHB Group
  RHBGroup

RHB Asset Management Sdn Bhd (174588-X)

