

RHB ASIAN HIGH YIELD FUND – RM

The Fund aims to provide income and long-term capital growth by investing in one target fund.

INVESTOR PROFILE

This Fund is suitable for:

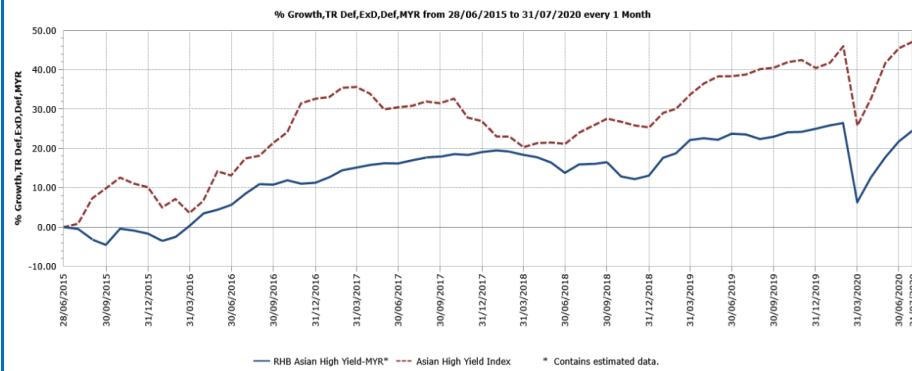
- ‘Sophisticated Investor(s)’ as defined in the Information Memorandum.

INVESTMENT STRATEGY

- At least 95% of NAV: Investments in the USD denominated class A shares of the Target Fund.
- 2% to 5% of NAV: Investments in liquid assets including money market instruments and Placements of Cash.

FUND PERFORMANCE ANALYSIS

Performance Chart



Cumulative Performance (%)*

	1 Month	3 Months	6 Months	YTD
Fund	2.33	10.63	-0.98	-0.30
Benchmark	1.16	10.87	3.80	4.80

	1 Year	3 Years	5 Years	Since Launch
Fund	0.86	6.58	25.32	24.65
Benchmark	6.03	12.49	45.77	47.16

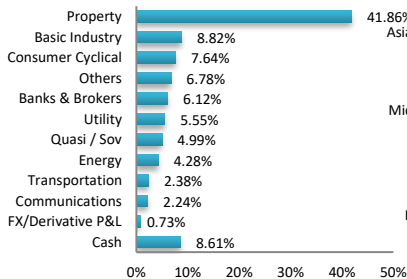
Calendar Year Performance (%)*

	2019	2018	2017	2016
Fund	10.50	-4.99	7.04	13.22
Benchmark	12.03	-1.25	6.10	15.15

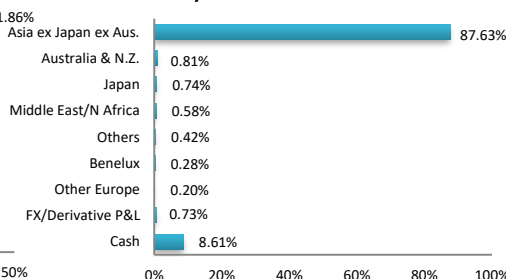
Source: Lipper IM

FUND PORTFOLIO ANALYSIS

Sector Allocation*



Country Allocation*



Top Holdings (%)*

CHINA EVERGRANDE GROUP	4.47
KAISA GROUP HOLDINGS LTD	4.02
YUZHOU PROPERTIES CO LTD	3.31
YANGO JUSTICE INTL	2.81
GREENKO SOLAR MAURITIUS	2.79

*As percentage of NAV

*Source: Fidelity, 31 July 2020. Exposure in Fidelity Funds - Asian High Yield Fund A-MDIST-USD - 95.60%

FUND STATISTICS

Historical NAV (RM)

	1 Month	12 Months	Since Launch
High	0.9661	1.0188	1.1129
Low	0.9441	0.7887	0.7887

Source: Lipper IM

Historical Distributions (Net)

	Distribution (sen)	Yield (%)
28 May 2020	1.3000	1.45
25 Feb 2020	1.2000	1.20
27 Nov 2019	1.0000	1.01
27 Aug 2019	1.0000	1.00

Source: RHB Asset Management Sdn. Bhd.

RHB ASIAN HIGH YIELD FUND – RM

The Fund aims to provide income and long-term capital growth by investing in one target fund.

MANAGER'S COMMENTS

MARKET ENVIRONMENT

Asian high yield market posted gains for the fourth straight month in July. Despite an escalation in the US-China tensions and re-emergence of COVID-19 cases, investor sentiment remained supported on the back of better than anticipated China's macroeconomic data and continued progress in vaccine development. China's recent success in tackling its second wave through mass testing and targeted shutdown also helped to ease concerns over the pandemic. Tensions between the US and China rose after the US closed China's diplomatic post in Houston and China responded by ordering the US to shut its consulate in the city of Chengdu. That said, China's second quarter GDP and July National Bureau of Statistics (NBS) manufacturing Purchasing Managers' Index beat expectations while industrial profit rose further in June. China's domestic consumption and labour market conditions remained on a gradual recovery path. Meanwhile, property sales continued its V-shaped rebound. The 70-city data tracked by the NBS showed that new home prices rose in 60 cities during June. Elsewhere, the second quarter GDP report from the US confirmed severe economic damage from COVID-19. Real GDP decreased at a record annualized rate of 33% in the second quarter. Meanwhile, India posted a record fiscal deficit for the second quarter reflecting the impact of pandemic on tax collections and front-loading of government spending. In Indonesia, the central bank cut rates by 25 basis points to support the economy. On the technical front, Asian US dollar high yield issuances picked up during the month.

TARGET FUND POSITIONING

Going forward, The Target Fund Manager holds a cautiously constructive view on the Asian High Yield market. Post COVID-19 outbreak, China is expected to recover relatively faster than the rest of world. That said, given the damage caused by the pandemic to the global supply chain and economic activity - a V-shaped recovery is unlikely. Meanwhile, risk from the second wave of virus outbreak cannot be ruled out. Other key factors to watch out include the progress in vaccine development, presidential elections in the US and whether the tensions between the US and China would dial back progress on the phase one trade deal. Acknowledging the potential headwinds, downside to risk assets is likely to remain contained since China has the willingness and ability to ramp up stimuli in monetary and fiscal terms. Meanwhile, stimulus measures are likely to continue in other Asian regions. Despite a strong recovery in valuations, the Target Fund managers continue to see pocket of investment opportunities, given spreads are still away from historical average. Technicals are likely to remain supportive as investors explore for yield amid easing bias of central banks. The Target Fund managers expect defaults to remain around 3-5% for 2020 - higher as compared to 1-2% of 2019. The Target Fund stays moderately overweight credit beta given current valuations and global relative macroeconomic situation justify such positioning - with a strong focus on income, whilst offering attractive capital gains prospect over next 12-15 months. The Target Fund Manager will continue to selectively and passively add risk while managing overall liquidity.

The Target Fund has 15-20% market weight in short dated (<1year)/near-term callable bonds and cash to ensure a robust liquidity profile and maintain high natural income. In terms of duration, the Target Fund is overweight.

DISCLAIMER:

Based on the fund's portfolio returns as at 14 July 2020, the Volatility Factor (VF) for this fund is 11.3 and is classified as "Moderate". (source: Lipper) "Moderate" includes funds with VF that are above 9.6 but not more than 12.8 (source: Lipper). The VF means there is a possibility for the fund in generating an upside return or downside return around this VF. The Volatility Class (VC) is assigned by Lipper based on quintile ranks of VF for qualified funds. VF is subject to monthly revision and VC will be revised every six months. The fund's portfolio may have changed since this date and there is no guarantee that the fund will continue to have the same VF or VC in the future. Presently, only funds launched in the market for at least 36 months will display the VF and its VC. The VC referred to was dated 30 June 2020 which is calculated once every six months and is valid until its next calculation date, i.e. 31 December 2020.

A Product Highlights Sheet ("PHS") highlighting the key features and risks of the Fund is available and investors have the right to request for a PHS. Investors are advised to obtain, read and understand the contents of the PHS and Information Memorandum dated 5 April 2019 and its supplementary(ies) (if any) ("collectively known as the Information Memorandum") before investing. The Information Memorandum has been registered with the Securities Commission Malaysia ("SC") who takes no responsibility for its contents. The SC's approval or authorization, or the registration of the Prospectus should not be taken to indicate that the SC has recommended the fund. Amongst others, investors should consider the fees and charges involved. Investors should also note that the price of units and distributions payable, if any, may go down as well as up. Where a distribution is declared, investors are advised that following the issue of additional units/distribution, the NAV per unit will be reduced from cum-distribution NAV to ex-distribution NAV. Any issue of units to which the Information Memorandum relates will only be made on receipt of a form of application referred to in the Information Memorandum. The Fund are only offered to "sophisticated investor" as defined in the Information Memorandum. For more details, please call 1-800-88-3175 for a copy of the PHS and the Information Memorandum or collect one from any of our branches or authorised distributors. If in any doubt, consult your banker, lawyer, stockbroker or an independent financial adviser.

The Manager wishes to highlight the specific risks for the Fund are management risk, currency risk, country risk and pricing and valuation risk and and the specific risks of the target fund are bonds, debt instruments & fixed income (including high yielding securities), lower rated/ unrated securities, qualified foreign institutional investors ("QFII") risks, emerging and frontier markets risk, currency risk, distribution out of capital risk, securitised or structured debt instruments, derivatives related risks, risks in relation to specific derivative instruments, . These risks and other general risks are elaborated in the Information Memorandum.

This Fund Factsheet is prepared for information purposes only. It does not have regard to the specific investment objectives, financial situation and the particular needs of any specific person who may receive it. Past performance is not necessarily a guide to future performance. Returns may vary from year to year.

This Fund Factsheet has not been reviewed by the SC.

RHB Asset Management Sdn Bhd (174588-X)

Head Office: Level 8, Tower 2 & 3, RHB Centre, 50400 Kuala Lumpur

General Line: 603-9205 8000

www.rhbgroup.com

 RHB Group
  @RHBGroup
  RHB Group
  RHBGroup

RHB Asset Management Sdn Bhd (174588-X)

