

### RHB SMART TREASURE FUND

The Fund aims to achieve long term\* capital appreciation through investments in companies with high growth potential.

Note: \*"long term" in this context refers to a period of between 5 - 7 years.

#### INVESTMENT STRATEGY

- 70% - 95% of NAV: Investments in securities of companies with high growth potential. The Fund may also invest up to 20% of its NAV in Asia ex-Japan markets.
- The balance of NAV: Investments in liquid assets including money market instruments, deposits and collective investment schemes investing in money market instruments and deposits.

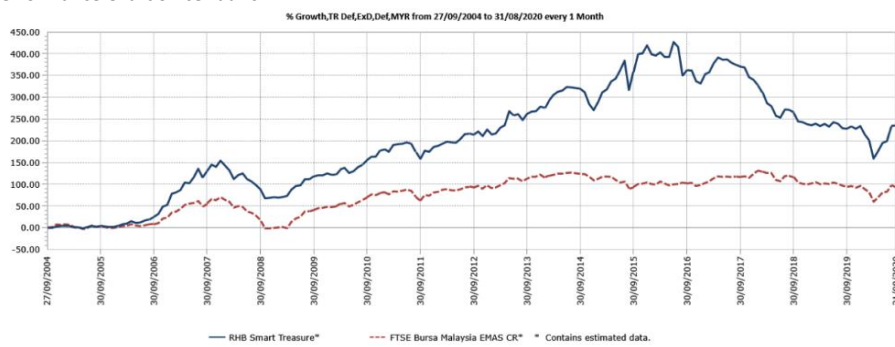
#### INVESTOR PROFILE

This Fund is suitable for investors who:

- are aggressive; and
- willing to accept high risk in order to obtain high capital growth over a long term period.

#### FUND PERFORMANCE ANALYSIS

##### Performance Chart Since Launch\*



##### Cumulative Performance (%)\*

	1 Month	3 Months	6 Months	YTD
Fund	0.25	13.15	10.74	0.03
Benchmark	-2.88	5.94	5.79	-2.10

	1 Year	3 Years	5 Years	Since Launch
Fund	1.52	-29.47	-19.44	234.42
Benchmark	-2.32	-12.09	1.00	91.87

##### Calendar Year Performance (%)\*

	2019	2018	2017	2016	2015
Fund	-1.30	-22.99	1.92	-16.84	40.04
Benchmark	-1.77	-10.93	12.87	-2.77	-2.26

Source: Lipper IM

#### FUND DETAILS

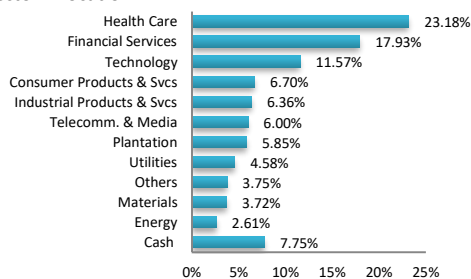
Manager	RHB Asset Management Sdn. Bhd.
Trustee	HSBC (Malaysia) Trustee Bhd
Fund Category	Equity Fund
Fund Type	Aggressive Growth Fund
Launch Date	07 September 2004
Unit NAV	RM0.3949
Fund Size (million)	RM73.26
Units In Circulation (million)	185.53
Financial Year End	31 March
MER (as at 31 Mar 2020)	1.60%
Min. Initial Investment	RM200.00
Min. Additional Investment	Any amount
Benchmark	FBM EMAS Index
Sales Charge	Up to 5.26% of investment amount*
Redemption Charge	None
Annual Management Fee	1.50% p.a. of NAV*
Annual Trustee Fee	Up to 0.07% p.a. of NAV*
Switching Fee	None/ RM25.00 per switch* where applicable
Distribution Policy	Annually, if any

\*All fees and charges payable to Manager and the Trustee are subject to any applicable taxes and/or duties and at such rate as may be imposed by the government from time to time.

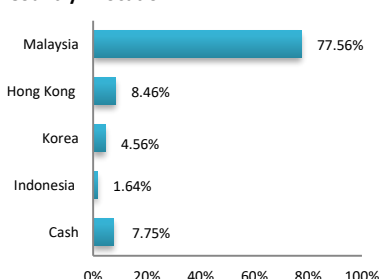
For the purpose of computing the annual management fee and annual trustee fee, the NAV of the Fund is exclusive of the management fee and trustee fee for the relevant day.

#### FUND PORTFOLIO ANALYSIS

##### Sector Allocation\*



##### Country Allocation\*



##### Top Holdings (%)\*

TOP GLOVE CORP BHD	9.32
PUBLIC BANK BHD	7.46
MALAYAN BANKING BHD	4.95
TELEKOM MALAYSIA BHD	4.49
WUXI BIOLOGICS CAYMAN	4.00

\*As percentage of NAV

#### FUND STATISTICS

##### Historical NAV (RM)

	1 Month	12 Months	Since Launch
High	0.4059	0.4059	1.0232
Low	0.3833	0.2846	0.2846

Source: Lipper IM

##### Historical Distributions (Net)

	Distribution (sen)	Yield (%)
Mar 2020	-	-
Mar 2019	-	-
Mar 2018	-	-
22 Mar 2017	2.0000	3.45
28 Mar 2016	6.6400	10.29

Source: RHB Asset Management Sdn. Bhd.

**RHB SMART TREASURE FUND**

This Fund aims to achieve long term capital appreciation through investments in a portfolio comprising subscriptions for Initial Public Offerings (“IPO”), low priced securities, medium priced securities and the top 50 listed stocks of the BMSB (in terms of market capitalization) that amongst other things, offer high growth potential.

**MANAGER’S COMMENTS**

**MARKET REVIEW**

In Malaysia, August 2020 turned out to be a dreadful month for Malaysia equity market. Malaysia is one of the worst performing market for month of August 2020 dragged down by poor earnings particularly banking sector. Except for gloves, insurance, technology and plantations, all other sectors saw a sharp contraction in 2Q20 earnings due to the lockdown. FBM KLCI 100 declined by 78 points during the month of August 2020 to close at 1525.21 points. Apart from poor corporate earnings season, the index was dragged down by declined in glove companies’ share price as vaccine discovery continue to steal the limelight.

**MARKET OUTLOOK AND STRATEGY**

After the 17.1% contraction of gross domestic product (GDP) in 2Q20, Malaysia’s economy may have bottomed out with the recovery of business activities. However, it is still too early to tell if it is a sustained rebound. We are seeing lower unemployment rate and positive export growth in tandem with the easing of the nationwide lockdown. In addition, market liquidity remained elevated in July 20 as M1 money supply grew by an astounding 15.7% YoY, its highest since 2011. This also marked three consecutive months of double-digit growth in liquidity which explains the buoyant market sentiment with retail participation exceeding 30%, resulting in record market trading volume and value. Malaysia’s June 2020 unemployment rate declined MoM to 4.9% from a record-high of 5.3% in May 2020 as more sectors, including the services industry, reopened due to the implementation of the nation’s recovery movement control order (RMCO) to revive the country’s economy while curbing the Covid-19 pandemic. Earnings risks remain elevated, underscoring our preference for growth stocks and exporters over recovery beta.

**DISCLAIMER:**

Based on the fund’s portfolio returns as at 10 August 2020, the Volatility Factor (VF) for this fund is 15.1 and is classified as “High”. (source: Lipper) “High” includes funds with VF that are above 12.8 but not more than 15.4 (source: Lipper). The VF means there is a possibility for the fund in generating an upside return or downside return around this VF. The Volatility Class (VC) is assigned by Lipper based on quintile ranks of VF for qualified funds. VF is subject to monthly revision and VC will be revised every six months. The fund’s portfolio may have changed since this date and there is no guarantee that the fund will continue to have the same VF or VC in the future. Presently, only funds launched in the market for at least 36 months will display the VF and its VC. The VC referred to was dated 30 June 2020 which is calculated once every six months and is valid until its next calculation date, i.e. 31 December 2020.

A Product Highlights Sheet (“PHS”) highlighting the key features and risks of the Fund is available and investors have the right to request for a PHS. Investors are advised to obtain, read and understand the contents of the PHS and Master Prospectus dated 15 June 2017 and its supplementary(ies) (if any) (“collectively known as the Master Prospectus”) before investing. The Master Prospectus has been registered with the Securities Commission Malaysia (“SC”) who takes no responsibility for its contents. The SC’s approval or authorization, or the registration of the Prospectus should not be taken to indicate that the SC has recommended the fund. Amongst others, investors should consider the fees and charges involved. Investors should also note that the price of units and distributions payable, if any, may go down as well as up. Where a distribution is declared, investors are advised that following the issue of additional units/distribution, the NAV per unit will be reduced from cum-distribution NAV to ex-distribution NAV. Any issue of units to which the Master Prospectus relates will only be made on receipt of a form of application referred to in the Master Prospectus. For more details, please call 1-800-88-3175 for a copy of the PHS and the Master Prospectus or collect one from any of our branches or authorised distributors. If in any doubt, consult your banker, lawyer, stockbroker or an independent financial adviser.

The Manager wishes to highlight the specific risk of the Fund are currency risk and country risk. This risk and other general risks are elaborated in the Master Prospectus. This Fund Factsheet is prepared for information purposes only. It does not have regard to the specific investment objectives, financial situation and the particular needs of any specific person who may receive it. Past performance is not necessarily a guide to future performance. Returns may vary from year to year. This Fund Factsheet has not been reviewed by the SC.

RHB Asset Management Sdn Bhd (174588-x)

Head Office: Level 8, Tower 2 & 3, RHB Centre, 50400 Kuala Lumpur

General Line: 603-9205 8000