

### RHB CHINA BOND FUND - RM CLASS

The Fund aims to maximise total return by investing in one (1) target fund.

#### INVESTMENT STRATEGY

- At least 95% of NAV: Investments in the RMB denominated class I6 units of the Target Fund.
- The balance of the NAV: Investments in liquid assets including money market instruments, Deposits and collective investment schemes investing in money market instruments and Deposits.

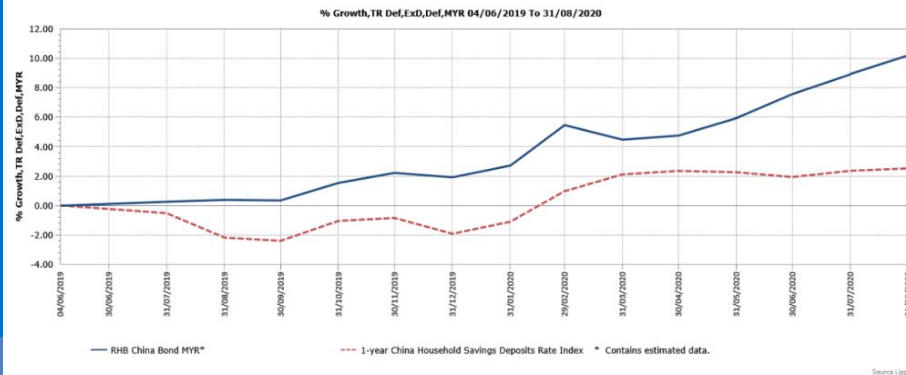
#### INVESTOR PROFILE

This Fund is suitable for:

- ‘Sophisticated Investor(s)’ as defined in the Information Memorandum.

#### FUND PERFORMANCE ANALYSIS

##### Performance Chart Since Launch\*



##### Cumulative Performance (%)\*

	1 Month	3 Months	6 Months	YTD
Fund	1.16	3.99	4.45	8.08
Benchmark	0.16	0.25	1.53	4.52

	1 Year	Since Launch
Fund	9.72	10.16
Benchmark	4.80	2.51

Source: Lipper IM

#### FUND DETAILS

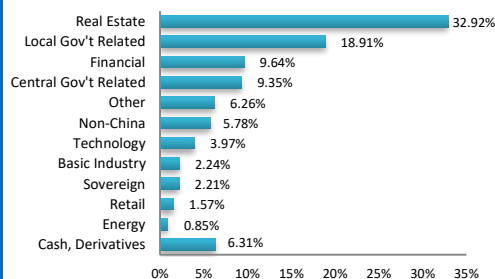
<b>Manager</b>	RHB Asset Management Sdn. Bhd.
<b>Trustee</b>	CIMB Commerce Trustee Bhd
<b>Fund Category</b>	Wholesale Feeder
<b>Fund Type</b>	Growth Fund
<b>Launch Date</b>	15 May 2019
<b>Base Currency</b>	RMB
<b>Unit NAV</b>	RM1.0812
<b>Fund Size (million)</b>	RM184.05
<b>Units In Circulation (million)</b>	170.35
<b>Financial Year End</b>	31 August
<b>MER</b>	Not available
<b>Min. Initial Investment</b>	RM1,000.00
<b>Min. Additional Investment</b>	RM500.00
<b>Benchmark</b>	1-year China Household Savings Deposits Rate Index
<b>Sales Charge</b>	Up to 3.00% of investment amount*
<b>Redemption Charge</b>	None
<b>Annual Management Fee</b>	Up to 1.20% p.a. of NAV*
<b>Annual Trustee Fee</b>	Up to 0.04% p.a. of NAV*
<b>Switching Fee</b>	RM 25.00 per switch*
<b>Distribution Policy</b>	Incidental

\*All fees and charges payable to Manager and the Trustee are subject to any applicable taxes and/or duties and at such rate as may be imposed by the government from time to time.

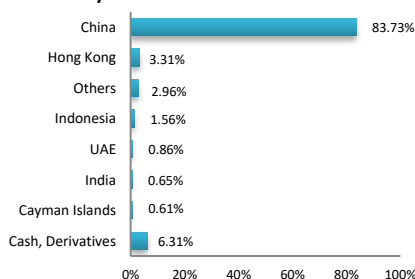
For the purpose of computing the annual management fee and annual trustee fee, the NAV of the Fund is exclusive of the management fee and trustee fee for the relevant day.

#### FUND PORTFOLIO ANALYSIS

##### Sector Allocation\*



##### Country Allocation\*



##### Top Holdings (%)\*

YINCHUAN TONGLIAN CAPITAL INVESTME RegS 4.45 (10/06/2023)	2.22
CCCI TREASURE LTD RegS 3.425 (31/12/2049)	1.54
WEIBO CORP 3.375 (08/07/2030)	1.46
COASTAL EMERALD LTD RegS 4.3 (31/12/2049)	1.27
SINO-OCEAN LAND TREASURE IV LTD RegS 4.75 (05/08/2029)	1.25

\*As percentage of NAV

\*Source: Black Rock, 31 August 2020. Exposure in BlackRock Global Funds - China Bond Fund - 94.20%

#### FUND STATISTICS

##### Historical NAV (RM)

	1 Month	12 Months	Since Launch
High	1.0884	1.0884	1.0884
Low	1.0782	1.0030	0.9965

Source: Lipper IM

##### Historical Distributions (Net)

	Distribution (sen)	Yield (%)
26 Aug 2020	1.0000	0.93
28 May 2020	1.0000	0.98

Source: RHB Asset Management Sdn. Bhd.

**RHB CHINA BOND FUND - RM CLASS**

The Fund aims to maximise total return by investing in one (1) target fund.

**MANAGER'S COMMENTS**
**TARGET FUND'S PORTFOLIO ACTIVITY**

The Target Fund Manager has maintained their offshore USD credit exposure at 80% of the portfolio throughout the month. Subsequently, the search for income with unprecedented easing policies across the globe resulted in strong performance of the USD China credit over the month.

The portfolio remains income-focused with a yield of 7.1% with an average investment grade rating. The Target Fund Manager sees portfolio resilience and credit quality increasing in importance for investments in the coming months. The Target Fund Manager's portfolio has been resilient, exhibiting low drawdowns amidst the volatility associated with the coronavirus given the diversification between the onshore and offshore Chinese bond markets.

**TARGET FUND'S POSITIONING**

The Target Fund Manager continues to remain constructive on the offshore China USD credit market at the moment, but are closely monitoring the development of China/US trade tensions. The risk of further escalation of geo-political tension will potentially cap the upside direction of risk assets. On the other hand, the search for income accompanied with strong fundamentals will continue to drive flows into the market which will help to keep a floor in case of correction.

At this juncture, as the USD Chinese credit had rallied in the past 5 months, the Target Fund Manager is thinking to increase their onshore (CNY) bonds exposures from 20% to approx. 30% in Sep. The Target Fund Manager might increase their onshore credit exposure in early Sep focusing on IG names (mainly through central SOEs) and adding more rates exposure (using long end curve) starting from end Sep or early Oct which could serve as a hedge against offshore volatilities.

Within HY:

The Target Fund Manager is positive on China HY property. Demand nationwide has improved since the start of March and the Target Fund Manager expects credit profiles to be stable due to lower debt requirements over the next 12 months. Most companies under the Target Fund Manager's coverage have pre-funded their USD debt obligations in Jan-Feb 2020 and have received new NDRC quota for refinancing up to 1H21. The onshore bond market is functioning for these companies to refinance onshore bonds and the Target Fund Manager has seen yields of new issuances onshore at fair levels. Thus, the Target Fund Manager sees refinancing risk being low. Within the China HY Property sector, the Target Fund Manager is mainly positive on larger issuers with more manageable leverage and more diversified funding channels. The Target Fund Manager is selective on onshore short-dated industrial names with strong fundamentals for diversification. Valuations also become more attractive compared to offshore space.

Within IG:

The Target Fund Manager is positive on China state owned enterprises (SOEs). The ramping up of fiscal stimulus onshore means infrastructure spending to boost the economy, which should be beneficial for these companies. The Target Fund Manager is selective on central SOEs across both onshore and offshore given valuations are comparable at the moment. The Target Fund Manager prefers offshore LGFV offshore names given valuations still look attractive at the moment. Besides, the NDRC quota control means the supply pressure is limited. As the Target Fund Manager goes into local SOEs, LGFVs, the Target Fund Manager has to assess both the systematic importance of the entity and also the fundamentals of the corporate.

**DISCLAIMER:**

A Product Highlights Sheet ("PHS") highlighting the key features and risks of the Fund is available and investors have the right to request for a PHS. Investors are advised to obtain, read and understand the contents of the PHS and Information Memorandum dated 15 May 2019 and its supplementary(ies) (if any) ("collectively known as the Information Memorandum") before investing. The Information Memorandum has been registered with the Securities Commission Malaysia who takes no responsibility for its contents. The SC's approval or authorization, or the registration of the Information Memorandum should not be taken to indicate that the SC has recommended the fund. Amongst others, investors should consider the fees and charges involved. Investors should also note that the price of units and distributions payable, if any, may go down as well as up. Where a distribution is declared, investors are advised that following the issue of additional units/distribution, the NAV per unit will be reduced from cumulative NAV to ex-distribution NAV. Any issue of units to which the Information Memorandum relates will only be made on receipt of a form of application referred to in the Information Memorandum. The Fund are only offered to "sophisticated investor" as defined in the Information Memorandum. For more details, please call 1-800-88-3175 for a copy of the PHS and the Information Memorandum or collect one from any of our branches or authorised distributors. If in any doubt, consult your banker, lawyer, stockbroker or an independent financial adviser.

The Manager wishes to highlight the specific risks of the Fund are management risk, liquidity risk, country risk and currency risk and the specific risks of the target fund are fixed income transferable securities risk, emerging market risk, restrictions on foreign investments risk, portfolio concentration risk, bond downgrade risk, sovereign debt risk, distressed securities risk, contingent convertible bond risk, credit risk of issuers, liquidity risk, currency risk, derivatives risk and securities lending risk. These risks and other general risks are elaborated in the Information Memorandum.

This Fund Factsheet is prepared for information purposes only. It does not have regard to the specific investment objectives, financial situation and the particular needs of any specific person who may receive it. Past performance is not necessarily a guide to future performance. Returns may vary from year to year.

This Fund Factsheet has not been reviewed by the SC.