

RHB DANA ISLAM

This Fund aims to provide investors with above average capital growth over a medium to long-term period by investing in a carefully selected portfolio of stocks which complies with the Shariah principles.

INVESTOR PROFILE

This Fund is suitable for Investors who:

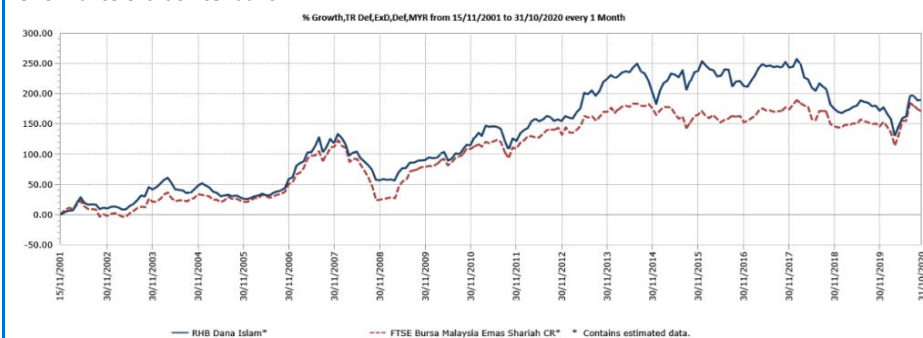
- are looking for investments in a diversified portfolio of assets that comply with Shariah requirements;
- are willing to accept moderate to high risk in their investments; and
- prefer capital growth rather than income over a medium to long-term period.

INVESTMENT STRATEGY

- 90% - 98% of NAV: Investments in Shariah-compliant equity and equity related securities of companies that have good growth potential.
- 2% - 10% of NAV: Investments in Shariah-compliant liquid assets comprising of cash and Islamic deposits with financial institutions, Islamic accepted bills, sukuk, Cagamas sukuk, Government Investment Issues and any other Shariah-compliant instruments capable of being converted into cash within seven (7) days.

FUND PERFORMANCE ANALYSIS

Performance Chart Since Launch*



Cumulative Performance (%)*

	1 Month	3 Months	6 Months	YTD
Fund	0.31	-2.10	17.85	4.59
Benchmark	-1.23	-5.19	17.00	6.64

	1 Year	3 Years	5 Years	Since Launch
Fund	3.63	-17.66	-13.51	190.12
Benchmark	7.71	-2.61	2.81	170.06

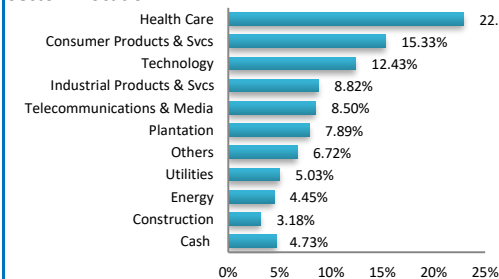
Calendar Year Performance (%)*

	2019	2018	2017	2016	2015
Fund	2.78	-21.71	10.66	-11.91	25.01
Benchmark	3.85	-13.52	10.72	-6.14	2.35

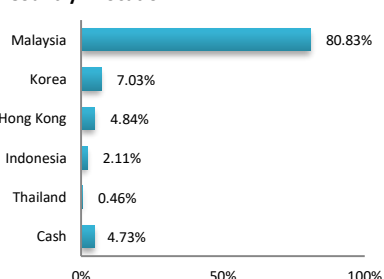
Source: Lipper IM

FUND PORTFOLIO ANALYSIS

Sector Allocation*



Country Allocation*



Top Holdings (%)*

TOP GLOVE CORP BHD	9.01
HARTALEGA HOLDINGS BHD	6.43
TELEKOM MALAYSIA BHD	4.78
TENAGA NASIONAL BHD	4.57
KOSSAN RUBBER INDUSTRIES	4.52

*As percentage of NAV

FUND DETAILS

Manager	RHB Asset Management Sdn. Bhd.
Trustee	HSBC (Malaysia) Trustee Bhd
Fund Category	Equity fund (Shariah-compliant)
Fund Type	Growth Fund
Launch Date	26 October 2001
Unit NAV	RM0.7413
Fund Size (million)	RM39.46
Units In Circulation (million)	53.23
Financial Year End	31 March
MER (as at 31 March 2020)	1.60%
Min. Initial Investment	RM100.00
Min. Additional Investment	Any amount
Benchmark	FTSE Bursa Malaysia EMAS Shariah Index
Sales Charge	Up to 6.38% of investment amount*
Redemption Charge	None
Annual Management Fee	1.50% p.a. of NAV*
Annual Trustee Fee	Up to 0.07% p.a. of NAV*
Redemption Period	Within 10 days after receipt the request to repurchase
Distribution Policy	Annually, if any

*All fees and charges payable to Manager and the Trustee are subject to any applicable taxes and/or duties and at such rate as may be imposed by the government from time to time.
For the purpose of computing the annual management fee and annual trustee fee, the NAV of the Fund is exclusive of the management fee and trustee fee for the relevant day.

FUND STATISTICS

Historical NAV (RM)

	1 Month	12 Months	Since Launch
High	0.7743	0.7780	1.0965
Low	0.7390	0.5436	0.4737

Source: Lipper IM

Historical Distributions (Net)

	Distribution (sen)	Yield (%)
22 Mar 2018	2.2000	2.42
20 Apr 2017	1.7500	1.90
28 Mar 2016	6.6000	6.89
15 Apr 2015	6.5000	6.49
27 Mar 2014	6.6000	6.54

Source: RHB Asset Management Sdn. Bhd.

RHB DANA ISLAM

This Fund aims to provide investors with above average capital growth over a medium to long-term period by investing in a carefully selected portfolio of stocks which complies with the Shariah principles.

MANAGER'S COMMENTS

MARKET REVIEW

October 2020 wasn't really a good month for Malaysia as FBM KLCI retraced -2.52% month-on-month (MoM) to 1,467 points. Top gainers were Hartalega (+11.26%), Press Metal (+6.81%), PChem (+4.8%) and Top Glove (+4.20%), while laggards were Pet Dag (-12.66%), MISC (-12.13%) and Tenaga (-9.14%). Foreigners net sold RM669 million worth of equities last month bringing year-to-date (October 2020) net outflow to RM22.97 billion. Retailers were again the biggest net buyers in October 2020 but at a slower pace (RM456 million versus September 2020: RM1.44 billion), while remaining as active participants of the market, accounting for 39.9% of trades (September: 38.2%), suggesting the impact of loan moratorium ending is not as bad as initially feared. Moving on to sector performance, despite a late sell-down on the final trading week of the October 2020, the tech and healthcare sectors remain the top performers.

While it wasn't the weakest monthly performance this year (March: -8.9% MoM), it was certainly the worst month for Coronavirus Disease 2019 (COVID-19) infections with a total of 19,629 new cases reported in the month alone. The number of cases reported in October 2020 was also significantly higher than the total numbers reported between January to September at 11,919 cases. Hence it was no surprise that Kuala Lumpur, Putrajaya, Selangor and Sabah went back into Conditional Movement Control Order (CMCO). Politics also took the limelight in October 2020 when there was news that Prime Minister Muhyiddin Yassin had proposed to the King (Yang di-Pertua Agong) to call for a state of emergency for the country which was later declined by the King. There was also Anwar Ibrahim who claimed that he has majority of support of Member Parliaments to form the government (but he did not reveal who).

Meanwhile, Brent crude oil declined -8.5% in October 2020 due to continued demand concerns while Crude Palm Oil (CPO) futures traded higher to RM3,252, +14.5% MoM on the back of potential decline in production due to shortage of workers in the sector.

MARKET OUTLOOK AND STRATEGY

The resurgence of COVID-19 infections has resulted in lockdown measures of varying degrees being imposed which has raised concerns of a slower-than-expected global economic recovery. This implies that the prevailing coordinated efforts by governments to stimulate economies via both fiscal and monetary policies will stay for a prolonged period. Therefore, the flush of liquidity will continue to be positive for the equity market, while economic recovery slowly makes its way back to normalcy.

With the volatility risk in both our domestic market as well as regional/global markets, we continue to favour exporters namely in gloves and technology. Normalisation post a vaccine would likely further support Gross Domestic Product (GDP) and top-line recovery.

DISCLAIMER:

Based on the fund's portfolio returns as at 10 October 2020, the Volatility Factor (VF) for this fund is 14.5 and is classified as "Moderate". (source: Lipper) "Moderate" includes funds with VF that are above 9.6 but not more than 12.8 (source: Lipper). The VF means there is a possibility for the fund in generating an upside return or downside return around this VF. The Volatility Class (VC) is assigned by Lipper based on quintile ranks of VF for qualified funds. VF is subject to monthly revision and VC will be revised every six months. The fund's portfolio may have changed since this date and there is no guarantee that the fund will continue to have the same VF or VC in the future. Presently, only funds launched in the market for at least 36 months will display the VF and its VC. The VC referred to was dated 30 June 2020 which is calculated once every six months and is valid until its next calculation date, i.e. 31 December 2020.

A Product Highlights Sheet ("PHS") highlighting the key features and risks of the Fund is available and investors have the right to request for a PHS. Investors are advised to obtain, read and understand the contents of the PHS and Master Prospectus dated 3 August 2017 and its supplementary(ies) (if any) ("collectively known as the Master Prospectus") before investing. The Master Prospectus has been registered with the Securities Commission Malaysia ("SC") who takes no responsibility for its contents. The SC's approval or authorization, or the registration of the Master Prospectus should not be taken to indicate that the SC has recommended the fund. Amongst others, investors should consider the fees and charges involved. Investors should also note that the price of units and distributions payable, if any, may go down as well as up. Where a distribution is declared, investors are advised that following the issue of additional units/distribution, the NAV per unit will be reduced from cum-distribution NAV to ex-distribution NAV. Any issue of units to which the Master Prospectus relates will only be made on receipt of a form of application referred to in the Master Prospectus. For more details, please call 1-800-88-3175 for a copy of the PHS and the Master Prospectus or collect one from any of our branches or authorised distributors. If in any doubt, consult your banker, lawyer, stockbroker or an independent financial adviser.

The Manager wishes to highlight the specific risks of the Fund are market risk and particular security risk. These risks and other general risks are elaborated in the Master Prospectus.

This Fund Factsheet is prepared for information purposes only. It does not have regard to the specific investment objectives, financial situation and the particular needs of any specific person who may receive it. Past performance is not necessarily a guide to future performance. Returns may vary from year to year.

This Fund Factsheet has not been reviewed by the SC.

RHB Asset Management Sdn Bhd (174588-X)

Head Office: Level 8, Tower 2 & 3, RHB Centre, 50400 Kuala Lumpur

General Line: 603-9205 8000

www.rhbgroup.com

 RHB Group
  @RHBGroup
  RHB Group
  RHBGroup

RHB Asset Management Sdn Bhd (174588-X)

