

RHB ASIAN HIGH YIELD FUND – RM

The Fund aims to provide income and long-term capital growth by investing in one target fund.

INVESTOR PROFILE

This Fund is suitable for:

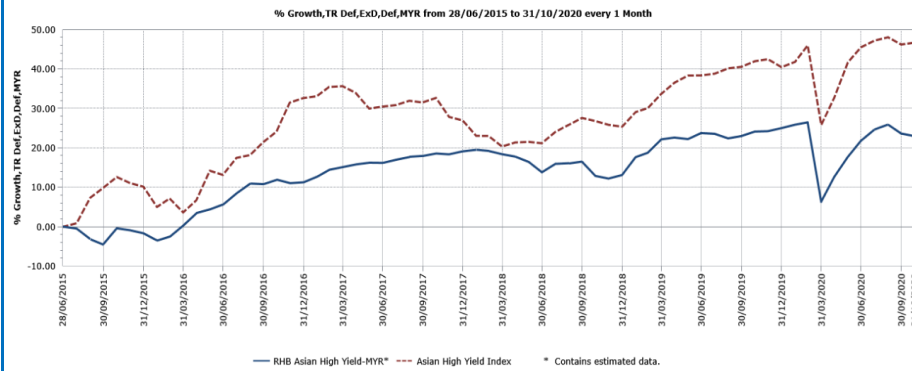
- ‘Sophisticated Investor(s)’ as defined in the Information Memorandum.

INVESTMENT STRATEGY

- At least 95% of NAV: Investments in the USD denominated class A shares of the Target Fund.
- 2% to 5% of NAV: Investments in liquid assets including money market instruments and Placements of Cash.

FUND PERFORMANCE ANALYSIS

Performance Chart



Cumulative Performance (%)*

	1 Month	3 Months	6 Months	YTD
Fund	-0.54	-1.34	9.15	-1.63
Benchmark	0.32	-0.35	10.48	4.43

	1 Year	3 Years	5 Years	Since Launch
Fund	-0.94	3.75	23.59	22.98
Benchmark	3.31	10.56	30.16	46.64

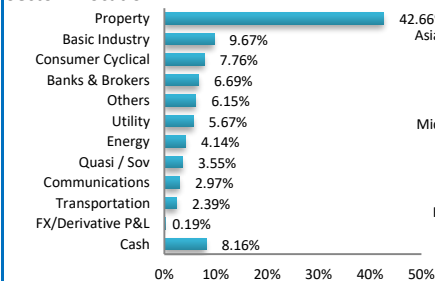
Calendar Year Performance (%)*

	2019	2018	2017	2016
Fund	10.50	-4.99	7.04	13.22
Benchmark	12.03	-1.25	-4.28	20.32

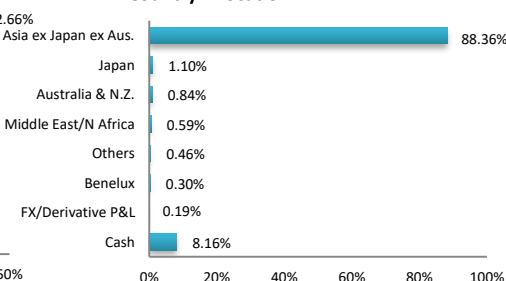
Source: Lipper IM

FUND PORTFOLIO ANALYSIS

Sector Allocation*



Country Allocation*



Top Holdings (%)*

KAISA GROUP HOLDINGS LTD	4.43
CHINA EVERGRANDE GROUP	4.09
YUZHOU PROPERTIES CO LTD	3.36
YANGO JUSTICE INTL	3.13
SUNAC CHINA HOLDINGS LTD	3.08

*As percentage of NAV

*Source: Fidelity, 31 October 2020. Exposure in Fidelity Funds - Asian High Yield Fund A-MDIST-USD - 97.84%

FUND STATISTICS

Historical NAV (RM)

	1 Month	12 Months	Since Launch
High	0.9529	1.0188	1.1129
Low	0.9414	0.7887	0.7887

Source: Lipper IM

Historical Distributions (Net)

	Distribution (sen)	Yield (%)
26 Aug 2020	1.2000	1.26
28 May 2020	1.3000	1.45
25 Feb 2020	1.2000	1.20
27 Nov 2019	1.0000	1.01

Source: RHB Asset Management Sdn. Bhd.

RHB ASIAN HIGH YIELD FUND – RM

The Fund aims to provide income and long-term capital growth by investing in one target fund.

MANAGER'S COMMENTS

MARKET ENVIRONMENT

Asian high yield market posted modest gain in October supported by high coupon income. Investor sentiment remained cautious amid uncertainty ahead of the US Presidential elections and as the market approached year end. Resurgence of COVID-19 cases in Europe and the US and subsequent announcement of lockdowns in several European countries pointed towards potential headwinds to economic recovery outside Asia. While on the other hand, rebound in discretionary consumption and services during the Golden Week period presented signs of a broadening pick-up in China's economic activity. Credit growth in September beat expectations while strong sales momentum in China's property sector continued. In another development, China held its Party Congress Plenum outlining its next five-year plan for 2021-25. Amongst its twelve measures to achieve new socio-economic targets - emphasis on new urbanization, improving standard of living and expanding the domestic market are expected to guide policies for the property sector. That said, the communique skipped mentioning an explicit target for gross domestic product growth, hinting towards a restraint in stimulus measures going forward. Meanwhile, increase in the US Treasury yields weighed on returns as traders betted for a strong mandate for Democrats and subsequent announcement of an aggressive fiscal spending package next year, supporting economic growth and inflation expectations. Elsewhere, Indonesian parliament passed the Omnibus bill on job creation which was well received by the market.

TARGET FUND POSITIONING

Going forward, we hold a cautiously constructive view on the Asian High Yield market. Post COVID-19 outbreak, China is expected to recover relatively faster than the rest of world. However, given the damage caused by the pandemic to the global economic activity - a V-shaped recovery is unlikely. Other key factors to watch out include the progress in vaccine development and the risk from the second wave of virus outbreak. Following Biden's victory in the US Presidential elections, more supportive trade and COVID-19 management policies are expected. However, transition might not be smooth and an immediate improvement in the US-China relationship is unlikely. On the technical front, incremental buying is likely to remain weak as market approaches year end but investors' search for yield is likely to provide support given the easing bias of central banks. The Target Fund Manager expects defaults to remain around 3-5% for 2020 - higher as compared to 1-2% of 2019. Despite a recovery in valuations, pockets of investment opportunities exist. The Target Fund stays moderately overweight credit beta given current valuations remain attractive relative to other regions and global relative macroeconomic situation justify such positioning - offering attractive potential total return driven by high income over next 12-15 months. We will continue to selectively and passively add risk while managing overall liquidity. The Target Fund has 15-20% market weight in short dated (<1year)/near-term callable bonds and cash to ensure a robust liquidity profile and maintain high natural income. In terms of duration, the Target Fund is overweight.

DISCLAIMER:

Based on the fund's portfolio returns as at 10 October 2020, the Volatility Factor (VF) for this fund is 11.4 and is classified as "Moderate". (source: Lipper) "Moderate" includes funds with VF that are above 9.6 but not more than 12.8 (source: Lipper). The VF means there is a possibility for the fund in generating an upside return or downside return around this VF. The Volatility Class (VC) is assigned by Lipper based on quintile ranks of VF for qualified funds. VF is subject to monthly revision and VC will be revised every six months. The fund's portfolio may have changed since this date and there is no guarantee that the fund will continue to have the same VF or VC in the future. Presently, only funds launched in the market for at least 36 months will display the VF and its VC. The VC referred to was dated 30 June 2020 which is calculated once every six months and is valid until its next calculation date, i.e. 31 December 2020.

A Product Highlights Sheet ("PHS") highlighting the key features and risks of the Fund is available and investors have the right to request for a PHS. Investors are advised to obtain, read and understand the contents of the PHS and Information Memorandum dated 5 April 2019 and its supplementary(ies) (if any) ("collectively known as the Information Memorandum") before investing. The Information Memorandum has been registered with the Securities Commission Malaysia ("SC") who takes no responsibility for its contents. The SC's approval or authorization, or the registration of the Information Memorandum should not be taken to indicate that the SC has recommended the fund. Amongst others, investors should consider the fees and charges involved. Investors should also note that the price of units and distributions payable, if any, may go down as well as up. Where a distribution is declared, investors are advised that following the issue of additional units/distribution, the NAV per unit will be reduced from cum-distribution NAV to ex-distribution NAV. Any issue of units to which the Information Memorandum relates will only be made on receipt of a form of application referred to in the Information Memorandum. The Fund are only offered to "sophisticated investor" as defined in the Information Memorandum. For more details, please call 1-800-88-3175 for a copy of the PHS and the Information Memorandum or collect one from any of our branches or authorised distributors. If in any doubt, consult your banker, lawyer, stockbroker or an independent financial adviser.

The Manager wishes to highlight the specific risks for the Fund are management risk, currency risk, country risk and pricing and valuation risk and and the specific risks of the target fund are bonds, debt instruments & fixed income (including high yielding securities), lower rated/ unrated securities, qualified foreign institutional investors ("QFII") risks, emerging and frontier markets risk, currency risk, distribution out of capital risk, securitised or structured debt instruments, derivatives related risks, risks in relation to specific derivative instruments, . These risks and other general risks are elaborated in the Information Memorandum.

This Fund Factsheet is prepared for information purposes only. It does not have regard to the specific investment objectives, financial situation and the particular needs of any specific person who may receive it. Past performance is not necessarily a guide to future performance. Returns may vary from year to year.

This Fund Factsheet has not been reviewed by the SC.

RHB Asset Management Sdn Bhd (174588-X)

Head Office: Level 8, Tower 2 & 3, RHB Centre, 50400 Kuala Lumpur

General Line: 603-9205 8000

www.rhbgroup.com

 RHB Group
  @RHBGroup
  RHB Group
  RHBGroup

RHB Asset Management Sdn Bhd (174588-X)

