

### RHB GROWTH AND INCOME FOCUS TRUST

This Fund aims to achieve maximum total returns through a combination of long term growth of capital and current income.

#### INVESTOR PROFILE

This Fund is suitable for Investors who:

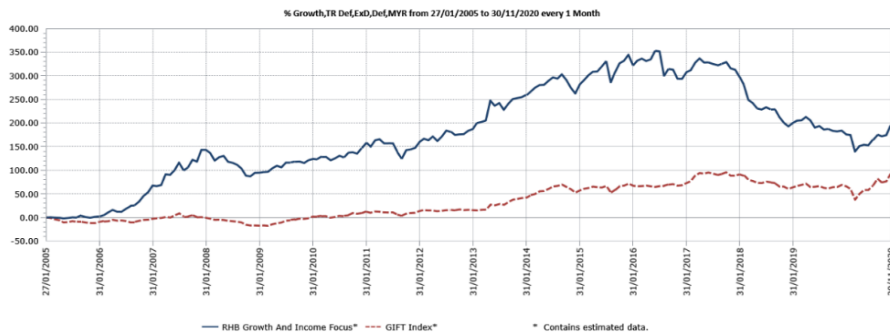
- seek long term capital appreciation through investments in high growth potential small cap securities whilst requiring the flexibility of a conservative portfolio of fixed income securities in order to capitalise and adapt to prevailing market conditions; and
- are willing to accept slightly higher risk in their investments than that normally associated with a general balanced fund in order to achieve long term capital growth and income.

#### INVESTMENT STRATEGY

- 30% - 70% of NAV: Investments in securities of companies with market capitalization of not more than RM750 million ("small cap securities").
- 30% - 70% of NAV: Investments in fixed income securities, money market instruments, cash and deposits with financial institutions.

#### FUND PERFORMANCE ANALYSIS

##### Performance Chart Since Launch\*



##### Cumulative Performance (%)\*

	1 Month	3 Months	6 Months	YTD
Fund	7.57	7.11	16.18	4.00
Benchmark	9.23	5.54	21.42	13.59

	1 Year	3 Years	5 Years	Since Launch
Fund	4.63	-29.03	-31.64	195.21
Benchmark	16.72	1.88	14.89	92.44

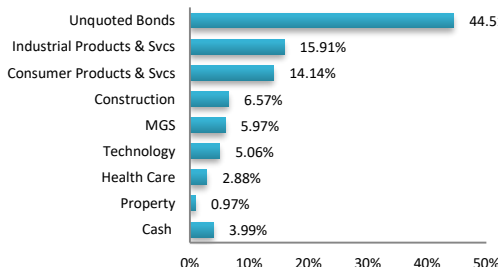
##### Calendar Year Performance (%)\*

	2019	2018	2017	2016	2015
Fund	-3.04	-29.12	5.08	-11.62	22.73
Benchmark	5.33	-14.77	12.19	-1.96	12.80

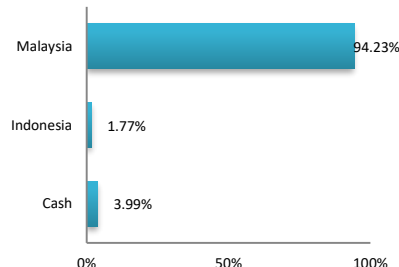
Source: Lipper IM

#### FUND PORTFOLIO ANALYSIS

##### Sector Allocation\*



##### Country Allocation\*



##### Top Holdings (%)\*

MEX I CAPITAL BHD 2.5% (24/01/2030)	20.77
MEX II SDN BHD 5.7% (29/04/2027)	16.09
MGS 3.502% (31/05/2027)	5.97
FORMOSA PROSONIC INDUSTRIES BHD	5.24
LII HEN INDUSTRIES BHD	5.01

\*As percentage of NAV

#### FUND STATISTICS

##### Historical NAV (RM)

	1 Month	12 Months	Since Launch
High	0.2764	0.2764	0.9179
Low	0.2554	0.2140	0.2140

Source: Lipper IM

##### Historical Distributions (Net)

	Distribution (sen)	Yield (%)
Dec 2019	-	-
20 Dec 2018	1.0000	3.02
20 Dec 2017	4.5000	9.89
Dec 2016	-	-
16 Dec 2015	2.0500	4.27

Source: RHB Asset Management Sdn. Bhd.

**RHB GROWTH AND INCOME FOCUS TRUST**

This Fund aims to achieve maximum total returns through a combination of long term growth of capital and current income.

**MANAGER'S COMMENTS**

**MARKET REVIEW**

The crucial announcement of preliminary COVID-19 vaccine results by few pharmaceutical companies, along with the passage of the US election overhang, catapulted global equities to their best monthly performance ever. Global equities rallied by 12.2% in the month of November 2020, lifting year to date returns ("YTD") to 9.4%. The strong rally was across all countries as well as all sectors. The Asia ex-Japan equity market was up 8.0% in November 2020 (YTD: 14.9%).

Over in Malaysia, November 2020 was the second-best month for KLCI in 2020 with a +6.53% gain (Jul: +6.85%) to 1,563 points, as gainers significantly outnumbered losers. Investors bought into value stocks which were bashed down year to date, while Covid-19 pandemic is still around with daily cases remain high.

**MARKET OUTLOOK AND STRATEGY**

The rotation to value has already started but surely still has a long way to play out given the gaps in price performance between victims and beneficiaries of the pandemic are huge. The uncertain political backdrop continues to be a drag. It is, however, not the overriding investment consideration. We believe the potential sharp downgrade in corporate earnings will not happen unless the resurgence of Covid-19 is out of control. The equity index is expected to consolidate in the short term due to strong rebound from end October 2020. However, we do expect index to go higher as corporate earnings improve along with the gradual recovery in the economy and foreign inflows. Uncertainties are still prevailing due to the surging local Covid-19 that may force further lockdowns that would overshadow optimism over recent vaccine developments.

**DISCLAIMER:**

Based on the fund's portfolio returns as at 10 November 2020, the Volatility Factor (VF) for this fund is 12.0 and is classified as "Moderate". (source: Lipper) "Moderate" includes funds with VF that are above 9.6 but not more than 12.8 (source: Lipper). The VF means there is a possibility for the fund in generating an upside return or downside return around this VF. The Volatility Class (VC) is assigned by Lipper based on quintile ranks of VF for qualified funds. VF is subject to monthly revision and VC will be revised every six months. The fund's portfolio may have changed since this date and there is no guarantee that the fund will continue to have the same VF or VC in the future. Presently, only funds launched in the market for at least 36 months will display the VF and its VC. The VC referred to was dated 30 June 2020 which is calculated once every six months and is valid until its next calculation date, i.e. 31 December 2020.

A Product Highlights Sheet ("PHS") highlighting the key features and risks of the Fund is available and investors have the right to request for a PHS. Investors are advised to obtain, read and understand the contents of the PHS and Master Prospectus dated 3 August 2017 and its supplementary(ies) (if any) ("collectively known as the Master Prospectus") before investing. The Master Prospectus has been registered with the Securities Commission Malaysia ("SC") who takes no responsibility for its contents. The SC's approval or authorization, or the registration of the Master Prospectus should not be taken to indicate that the SC has recommended the fund. Amongst others, investors should consider the fees and charges involved. Investors should also note that the price of units and distributions payable, if any, may go down as well as up. Where a distribution is declared, investors are advised that following the issue of additional units/distribution, the NAV per unit will be reduced from cum-distribution NAV to ex-distribution NAV. Any issue of units to which the Master Prospectus relates will only be made on receipt of a form of application referred to in the Master Prospectus. For more details, please call 1-800-88-3175 for a copy of the PHS and the Master Prospectus or collect one from any of our branches or authorised distributors. If in any doubt, consult your banker, lawyer, stockbroker or an independent financial adviser.

The Manager wishes to highlight the specific risks for the Fund are liquidity risk of underlying investments, interest rate risk, credit/default risk, inflation/purchasing power risk, market risk and particular securities risk. These risks and other general risks are elaborated in the Master Prospectus.

This Fund Factsheet is prepared for information purposes only. It does not have regard to the specific investment objectives, financial situation and the particular needs of any specific person who may receive it. Past performance is not necessarily a guide to future performance. Returns may vary from year to year.

This Fund Factsheet has not been reviewed by the SC.

RHB Asset Management Sdn Bhd (174588-x)

Head Office: Level 8, Tower 2 & 3, RHB Centre, 50400 Kuala Lumpur

General Line: 603-9205 8000