

RHB-OSK FOCUS BOND FUND (formerly known as OSK-UOB FOCUS BOND FUND)

The Fund aims to maximise returns at its maturity date from a concentrated portfolio of global debt instruments.

INVESTOR PROFILE

This Fund Is Suitable For Investors Who:

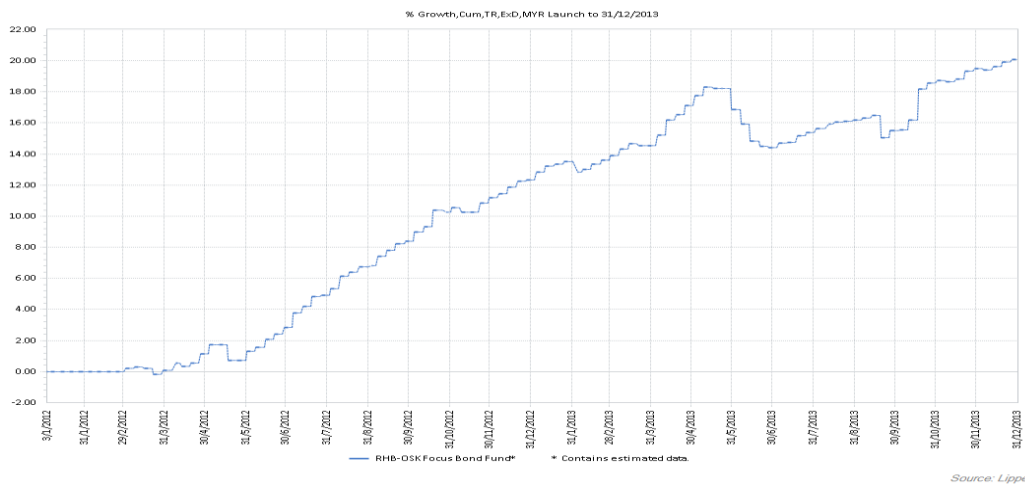
- are moderate to conservative;
- seek returns from the income accumulated and/or capital appreciation from a global debt instruments / bonds portfolio; and
- have a medium term (i.e. 3 years) investment horizon.

INVESTMENT STRATEGY

- 95% - 100% of NAV: Investments in global debt instruments / bonds.
- Up to 5% of NAV: Investments in liquid assets including money market instruments and deposits with financial institutions.

FUND PERFORMANCE ANALYSIS

Performance Chart Since Launch*



Cumulative Performance (%)*

	1 Month	3 Months	6 Months	YTD
Fund	0.48	3.94	4.96	6.88

	1 Year	Since Launch
Fund	6.88	20.07

Calendar Year Performance (%)*

	2013
Fund	6.88

*Source: Lipper IM

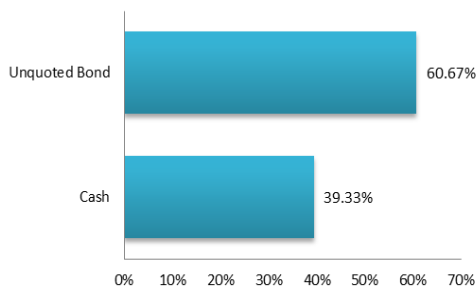
FUND DETAILS

Investment Manager	RHB Asset Management Sdn. Bhd. (formerly known as RHB Investment Management Sdn. Bhd.)
Trustee	HSBC (Malaysia) Trustee Bhd
Fund Category	Bond Fund (Closed Ended)
Fund Type	Income Fund
Launch Date	03 January 2012
Maturity Date	27 February 2015
Unit NAV	RM1.1463
Fund Size (million)	RM95.05
Units In Circulation (million)	83.20
Financial Year End	28 February
MER (as at 28 Feb 2013)	0.10%
Min. Initial Investment	RM1,000.00
Min. Additional Investment	RM1,000.00
Benchmark	3-years FD rate by Malayan Banking Bhd
Sales Charge	Up to 3.00% of investment amount
Redemption Charge	< 3 years 1.00% Maturity Nil
Annual Management Fee	None
Annual Trustee Fee	0.08% p.a. of NAV*
Switching Fee	Not available
Distribution Policy	Annually, if any

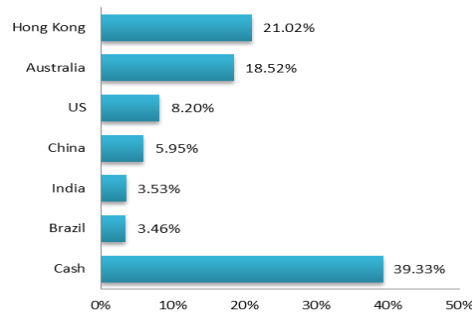
*For the purpose of computing the annual trustee fee, the NAV of the Fund is exclusive of the trustee fee for the relevant day.

FUND PORTFOLIO ANALYSIS

Sector Allocation*



Country Allocation*



Top Holdings (%)*

NATIONAL CAP II-5.486% (29/12/2049)	14.21
GREENLAND HK LTD-4.75% (18/10/2016)	10.43
WANDA PROPE-4.875% (21/11/2018)	8.55
AVIATION CAPITAL GP-4%(02/03/2015)	8.20
NEWCREST FIN-4.45% (15/11/2021)	4.31

*As percentage of NAV

FUND STATISTICS

Historical NAV (RM)

	1 Month	12 Months	Since Launch
High	1.1463	1.1463	1.1463
Low	1.1399	1.0844	0.9983

Source: Lipper IM

Historical Distributions (Last 1 Years) (Net)

	Distribution (sen)	Yield (%)
28 Feb 2013	5.1500	5.15

Source: RHB Asset Management Sdn. Bhd. (formerly known as RHB Investment Management Sdn Bhd)

RHB-OSK FOCUS BOND FUND (formerly known as OSK-UOB FOCUS BOND FUND)

The Fund aims to maximise returns at its maturity date from a concentrated portfolio of global debt instruments.

MANAGER'S COMMENTS**MARKET REVIEW**

The Fed surprised the market (again) in December by taking the first step toward unwinding the unprecedented stimulus by US\$10 billion per month (from US\$85 billion) on improved economic data. UST yields were stable as the Fed committed that its benchmark rate remain low well past the time that the unemployment rate declines below 6.5%, especially if projected inflation continues to run below the Fed's 2% target. 10-year UST closed the year at 3.03%, just marginally above September high at 2.99%; while the 5-year UST closed the year at 1.74%.

While 10-year US Treasury looks to trend higher over the course of 2014, the pace of increase is likely to be measured unlike the sharp correction experienced in 2013 as tapering was largely reflected. Fed funds target rate, currently at 0-0.25%, will remain low as the Fed seems intent on using forward guidance to keep the short rates low and well anchored.

STRATEGY

We will continue to be defensive and stay nimble in light of market volatility while overweighting on good quality high grade credits. The OSK Focus bond funds will await opportunistically for entry points as well as participate in primary issues with attractive pricing to deploy cash selectively.

DISCLAIMER:

As this is a close-ended fund, units are no longer available for sale on the basis of the Prospectus dated 3 January 2012. Investors are advised to read and understand the contents of the Prospectus dated 3 January 2012, which has been registered with Securities Commission who takes no responsibility for its contents, before investing. Amongst others, investors should consider the fees and charges involved. Investors should also note that the price of units and distributions payable, if any, may go down as well as up. Where a distribution is declared, investors are advised that following the issue of additional units/distribution, the NAV per unit will be reduced from cum-distribution NAV to ex-distribution NAV. Any issue of units to which the Prospectus relates will only be made on receipt of a form of application referred to in the Prospectus. For more details, please call 1-800-88-3175 for a copy of the Prospectus or collect one from any of our branches or authorised distributors.

The Manager wishes to highlight the principal risk factors of the funds are credit/default risk, currency risk, interest rate risk, liquidity risk, market risk, country risk, inflation/purchasing power risk, concentration risk and fixed duration risk. These risks and other general risk are elaborated in the Prospectus.

This factsheet is prepared for information purposes only. It does not have regard to the specific investment objectives, financial situation and the particular needs of any specific person who may receive it. Past performance is not necessarily a guide to future performance. Returns may vary from year to year.