

RHB-OSK GLOBAL ALLOCATION FUND (formerly known as OSK-UOB GLOBAL ALLOCATION FUND)

This Fund aims to maximise total return expressed in Ringgit Malaysia by investing globally in equity, debt and short term securities, of both corporate and governmental issuers, with no prescribed limits.

INVESTOR PROFILE

This Fund Is Suitable For Investors Who:

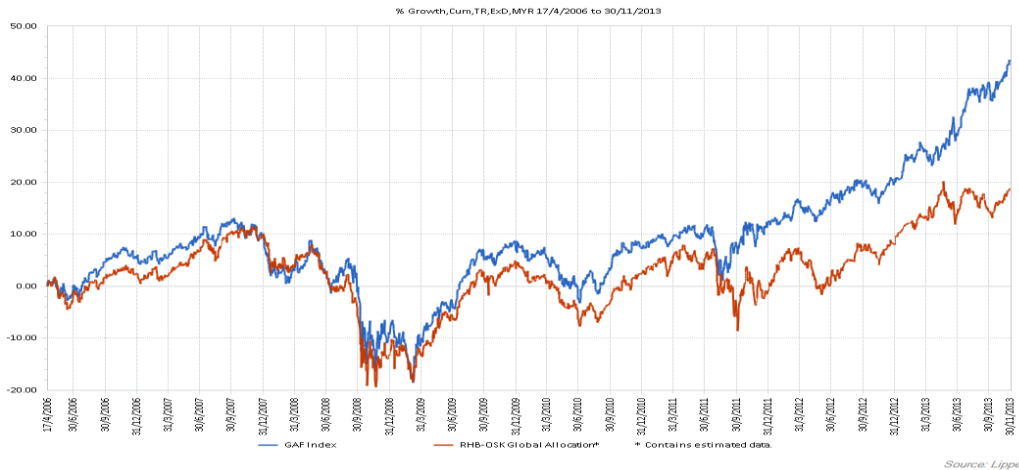
- a well-diversified investment across global markets;
- a flexible and dynamic asset allocation; and
- to invest in an established and proven foreign fund managed by a renowned international fund manager.

INVESTMENT STRATEGY

- At least 95% of NAV: Investments in Class A non-distributing shares of the BGF-GAF.
- 2% - 5% of NAV: Investments in liquid assets.

FUND PERFORMANCE ANALYSIS

Performance Chart Since Launch*



Cumulative Performance (%)*

	1 Month	3 Months	6 Months	YTD
Fund	2.22	2.85	1.49	9.92
Benchmark	3.05	5.04	11.68	19.22

	1 Year	3 Years	5 Years	Since Launch
Fund	11.05	19.37	37.20	19.12
Benchmark	21.21	34.68	56.62	43.74

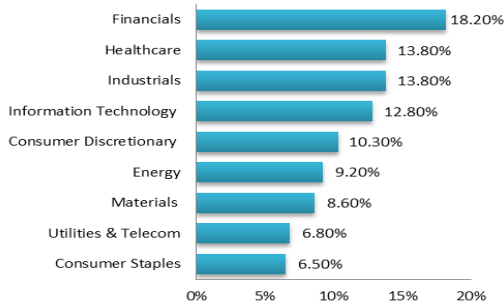
Calendar Year Performance (%)*

	2012	2011	2010	2009	2008
Fund	8.83	-3.29	-0.64	19.08	-20.98
Benchmark	7.02	4.47	0.68	17.59	-17.00

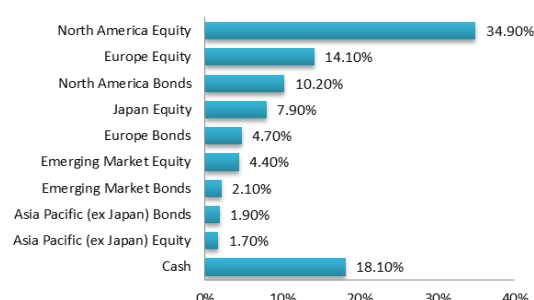
*Source: Lipper IM

FUND PORTFOLIO ANALYSIS

Sector Allocation*



Country Allocation*



Top Holdings (%)*

US TREASURY NOTE 1.25 10/31/2018	1.30
UK CONV GILT 4.75 03/07/2020	1.10
GENERAL ELECTRIC	1.10
GOOGLE	1.00
GERMANY (FEDERAL REPUBLIC OF) 4.25 07/04	1.00

*As percentage of NAV.

*Source: Black Rock, 30 November 2013. Exposure in BlackRock Global Allocation Fund - 97.43%

FUND DETAILS

Investment Manager	RHB Asset Management Sdn Bhd (formerly known as RHB Investment Management Sdn bhd)
Trustee	HSBC (Malaysia) Trustee Bhd
Fund Category	Feeder Fund
Fund Type	Growth Fund
Launch Date	27 March 2006
Unit NAV	RM0.5297
Fund Size (million)	RM23.88
Units In Circulation (million)	45.08
Financial Year End	31 August
MER (as at 31 Aug 2013)	0.49%
Min. Initial Investment	RM1,000.00
Min. Additional Investment	RM100.00
Benchmark	36% S&P 500 (RM) + 24% FTSE World (ex-US) (RM) + 24% 5 Year US Treasury Note (RM) + 16% Citigroup Non-USD World Government Bond Index (RM)
Sales Charge	Up to 3.63% of investment amount
Redemption Charge	None
Annual Management Fee	1.80% p.a. of NAV*
Annual Trustee Fee	0.07% p.a. of NAV, subject to a minimum of RM18,000 p.a.*
Switching Fee	RM25.00 per switch
Redemption Period	Within 10 days after receipt the request to repurchase
Cooling-Off Period	Within 6 business days from the date of receipt of application
Distribution Policy	Annually, if any

*For the purpose of computing the annual management fee and annual trustee fee, the NAV of the Fund is exclusive of the management fee and trustee fee for the relevant day.

FUND STATISTICS

Historical NAV (RM)

	1 Month	12 Months	Since Launch
High	0.5297	0.5365	0.5400
Low	0.5175	0.4768	0.3903

Source: Lipper IM

Historical Distributions (Last 5 Years) (Net)

	Distribution (sen)	Yield (%)
31 Aug 2013	-	-
31 Aug 2012	-	-
31 Aug 2011	3.5000	7.04
31 Aug 2010	-	-
31 Aug 2009	-	-

Source: RHB Asset Management Sdn. Bhd. (formerly known as RHB Investment Management Sdn. Bhd.)

RHB-OSK GLOBAL ALLOCATION FUND (formerly known as OSK-UOB GLOBAL ALLOCATION FUND)

This Fund aims to maximise total return expressed in Ringgit Malaysia by investing globally in equity, debt and short term securities, of both corporate and governmental issuers, with no prescribed limits.

MANAGER'S COMMENTS**PERFORMANCE**

Within equities, stock selection in the US, as well as stock selection in and the overweight exposure to Japan helped performance. From a sector perspective, stock selection in information technology and financials made a positive contribution. An underweight exposure to fixed income was also helpful. From a currency perspective, an underweight position in the Japanese yen positively impacted performance. Within equities, stock selection in materials detracted from performance. An overweight position in cash also weighed on returns.

PORTFOLIO ACTIVITY

During the month, the Fund's overall equity allocation remained essentially unchanged at 63% of net assets. Within equities, the Fund's exposure to the US and Asia increased (by +0.5% and +0.3% respectively). At the sector level, the Fund's exposure to information technology and industrials increased (by +0.7% and +0.5% respectively), while its exposure to materials, energy and financials decreased (by -0.6%, -0.3% and -0.3% respectively). The Fund's allocation to fixed income increased from 18% to 19% of net assets. Within fixed income, the Fund's exposure to government bonds, notably US Treasuries (+1.0%), rose, as did its exposure to US dollar corporate bonds (0.3%). Reflecting the above changes, the Fund's cash equivalents decreased from 19% to 18% of net assets.

OUTLOOK & POSITIONING

Compared to its reference benchmark, the Fund was overweight equities (+3%), significantly underweight fixed income (-21%), and overweight cash equivalents (+18%). Within the equity segment, the Fund was overweight Japan (+3.6%) and Europe (+1.5%), while it was underweight the US (-2.6%). On a sector basis, the Fund was overweight healthcare (+2.2%), materials (+2.1%), industrials (+2.1%), energy (+0.4%), information technology (+0.3%) and telecom services (+0.2%). It was underweight consumer staples (-1.9%), consumer discretionary (-0.7%) and financials (-0.4%). Within fixed income, the Fund was underweight US Treasuries (-18.5%), Japanese government bonds (-6.0%) and European sovereign debt (-5.1%). It was overweight Australian sovereign and provincial debt (+1.1%) and Brazilian government bonds (+0.8%). In addition, the Fund was overweight corporate bonds (+5.2%) and convertible bonds (+2.9%). As for currency exposure, the Fund was overweight the US dollar (+7.4%), Brazilian real (+0.8%), Canadian dollar (+0.4%) and Singapore dollar (+0.4%), along with smaller overweight positions in select Asian emerging market currencies. The Fund was underweight the Japanese yen (-5.3%), the euro (-3.3%), sterling (-0.5%) and the Taiwan dollar (-0.4%).

DISCLAIMER:

Based on the fund's portfolio returns as at 15 November 2013, the Volatility Factor (VF) for this fund is 9.8 and is classified as "Moderate". (source: Lipper) "Moderate" includes funds with VF that are above 8.0 but not more than 10.9 (source: Lipper). The VF means there is a possibility for the fund in generating an upside return or downside return around this VF. The Volatility Class (VC) is assigned by Lipper based on quintile ranks of VF for qualified funds. VF is subject to monthly revision and VC will be revised every six months. The fund's portfolio may have changed since this date and there is no guarantee that the fund will continue to have the same VF or VC in the future. Presently, only funds launched in the market for at least 36 months will display the VF and its VC. The VC referred to was dated 30 June 2013 which is calculated once every six months and is valid until its next calculation date, i.e. 31 December 2013.

Investors are advised to obtain, read and understand the Product Highlights Sheet ("PHS") and the contents of the Master Prospectus dated 1 December 2013 and its supplementary(ies)(if any) ("the Master Prospectus"), which has been registered with the Securities Commission who takes no responsibility for its contents, before investing. Amongst others, investors should consider the fees and charges involved. Investors should also note that the price of units and distributions payable, if any, may go down as well as up. Where a distribution is declared, investors are advised that following the issue of additional units/distribution, the NAV per unit will be reduced from cum-distribution NAV to ex-distribution NAV. Any issue of units to which the Master Prospectus relates will only be made on receipt of a form of application referred to in the Master Prospectus. For more details, please call 1-800-88-3175 for a copy of the PHS and the Master Prospectus or collect one from any of our branches or authorised distributors.

The Manager wishes to highlight the specific risks of the Fund are management risk, currency risk, country risk and the specific risks of the target fund are fixed income transferable securities risk, distressed securities risk, smaller capitalisation companies risk, equity risk, emerging markets risk, sovereign debt risk, bond downgrade risk, restriction on foreign investment risk and derivatives risk. These risks and other general risks are elaborated in the Prospectuses.

This factsheet is prepared for information purposes only. It does not have regard to the specific investment objectives, financial situation and the particular needs of any specific person who may receive it. Past performance is not necessarily a guide to future performance. Returns may vary from year to year.