

RHB-OSK ASIAN TOTAL RETURN FUND (formerly known as RHB ASIAN TOTAL RETURN FUND)

This Fund aims to provide stable current income and capital appreciation by investing in debt securities issued by Asian corporations, financial institutions, governments and their agencies (including money market instruments).

INVESTOR PROFILE

This Fund is suitable for Investors who:

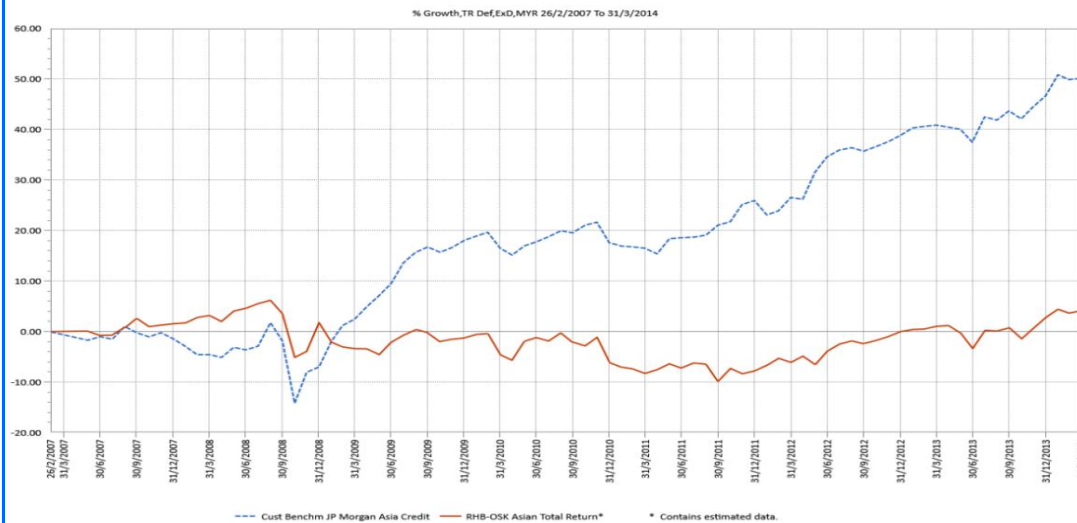
- have moderate risk profile.

INVESTMENT STRATEGY

- At least 95% of NAV: Investments in a target fund i.e. the United Asian Bond Fund.
- Up to 5% of NAV: Investments in liquid assets to provide for liquidity purpose.

FUND PERFORMANCE ANALYSIS

Performance Chart Since Launch*



Cumulative Performance (%)*

	1 Month	3 Months	6 Months	YTD
Fund	0.48	1.34	3.42	1.34
Benchmark	0.15	2.36	4.48	2.36

	1 Year	3 Years	5 Years	Since Launch
Fund	3.12	13.53	7.76	4.17
Benchmark	6.57	28.80	46.40	50.14

Calendar Year Performance (%)*

	2013	2012	2011	2010	2009
Fund	2.81	8.40	-1.81	-4.86	-3.03
Benchmark	5.64	10.23	7.04	-0.39	26.95

*Source: Lipper IM

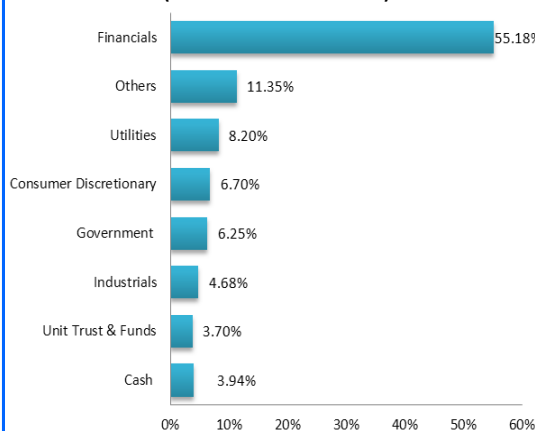
FUND DETAILS

Investment Manager	RHB Asset Management Sdn. Bhd. (formerly known as RHB Investment Management Sdn Bhd)
Trustee	HSBC (Malaysia) Trustee Bhd
Fund Category	Feeder Fund
Fund Type	Income and Growth Fund
Launch Date	26 February 2007
Unit NAV	RM0.4598
Fund Size (million)	RM53.16
Units In Circulation (million)	115.61
Financial Year End	31 December
MER (as at 31 Dec 2013)	0.35%
Min. Initial Investment	RM1,000.00
Min. Additional Investment	RM100.00
Benchmark	JP Morgan Asia Credit Index Total Return Composite
Sales Charge	Up to 5.25% of NAV per unit
Redemption Charge	None
Annual Management Fee	Up to 1.25% p.a. of NAV*
Annual Trustee Fee	0.06% p.a. of NAV*
Switching Fee	RM25.00 per switch
Redemption Period	Within 10 days after receipt of the request to repurchase
Cooling-Off Period	Within 6 business days from the date of receipt of application
Distribution Policy	Annually, if any

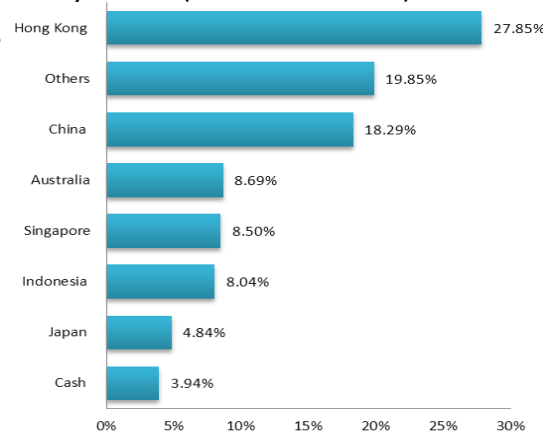
*For the purpose of computing the annual management fee and annual trustee fee, the NAV of the Fund is exclusive of the management fee and trustee fee for the relevant day.

FUND PORTFOLIO ANALYSIS

Sector Allocation (United Asian Bond Fund)*



Country Allocation (United Asian Bond Fund)*



Top Holdings

UNITED ASIAN HIGH YIELD BOND
SUMITOMO MITSUI FINANCIA
AGEAS CAPITAL ASIA LTD
NATIONAL SAVINGS BANK
LI & FUNG LTD

*As percentage of NAV

*Exposure in UOB Asian Bond Fund - 98.92%

FUND STATISTICS

Historical NAV (RM)

	1 Month	12 Months	Since Launch
High	0.4637	0.4637	0.4971
Low	0.4559	0.4239	0.3948

Source: Lipper IM

Historical Distributions (Last 5 Years) (Net)

	Distribution (sen)
31 Dec 2013	-
31 Dec 2012	-
31 Dec 2011	-
31 Dec 2010	-
31 Dec 2009	-

Source: RHB Asset Management Sdn. Bhd. (Formerly known as RHB Investment Management Sdn. Bhd.)

RHB-OSK ASIAN TOTAL RETURN FUND (formerly known as RHB ASIAN TOTAL RETURN FUND)

This Fund aims to provide stable current income and capital appreciation by investing in debt securities issued by Asian corporations, financial institutions, governments and their agencies (including money market instruments).

MANAGER'S COMMENTS

PERFORMANCE ATTRIBUTION

During the period under review, the Fund's over-performance versus its benchmark was due to the Fund's lower duration compared to its benchmark. The duration of the fund as at end March 2014 was 4.61 years versus 5.26 years for the JACI.

During the month, the 10-year US Treasury (UST) yield rose 7 basis points (bps) to 2.7180%. The Fund started March with 54.62% in high grade credits and 36.89% in unrated and high yield credits. During the month, we reduced our holdings in high yield and unrated credits to 34.91% while weights in high grade credits rose to 57.46%.

OUTLOOK AND STRATEGY

Asian credit spreads tightened by 13.3 bps in March 2014 to 259.4 bps after having tightened by 12.8 bps in February. For the full year, Asian credit spreads tightened by 4.1 bps. Meanwhile, Asian credit yields rose by 1 bp to 5.073% after having fallen by 17.5 bps in February 2014.

At a spread of 259 bps as at end March, the Asian credit market is pricing in real Gross Domestic Product growth of around 7.5 to 8.0% over the next 12 months. We believe that Asian growth is likely to slow down to around 6.75% over the next one year and hence spreads could widen to around 300 bps over the next 12 months – which represents a widening of around 41 bps over the year.

DISCLAIMER:

Based on the fund's portfolio returns as at 14 March 2014, the Volatility Factor (VF) for this fund is 5.6 and is classified as "Low". (source: Lipper) "Low" includes funds with VF that are above 1.3 but not more than 7.9 (source: Lipper). The VF means there is a possibility for the fund in generating an upside return or downside return around this VF. The Volatility Class (VC) is assigned by Lipper based on quintile ranks of VF for qualified funds. VF is subject to monthly revision and VC will be revised every six months. The fund's portfolio may have changed since this date and there is no guarantee that the fund will continue to have the same VF or VC in the future. Presently, only funds launched in the market for at least 36 months will display the VF and its VC. The VC referred to was dated 31 December 2013 which is calculated once every six months and is valid until its next calculation date, i.e. 30 June 2014.

Investors are advised to obtain, read and understand the Product Highlights Sheet ("PHS") and the contents of the Replacement Master Prospectus dated 1 December 2013 and its supplementary(ies)(if any) ("the Master Prospectus"), which has been registered with the Securities Commission who takes no responsibility for its contents, before investing. Amongst others, investors should consider the fees and charges involved. Investors should also note that the price of units and distributions payable, if any, may go down as well as up. Where a distribution is declared, investors are advised that following the issue of additional units/distribution, the NAV per unit will be reduced from cum-distribution NAV to ex-distribution NAV. Any issue of units to which the Master Prospectus relates will only be made on receipt of a form of application referred to in the Master Prospectus. For more details, please call 1-800-88-3175 for a copy of the PHS and the Master Prospectus or collect one from any of our branches or authorised distributors.

The Manager wishes to highlight the specific risks of the Fund are currency risk, country risk, liquidity risk, income distribution risk, risk of substantial redemptions and suspension of NAV calculation / limitation of redemption payments. These risks and other general risks are elaborated in the Master Prospectus.

This factsheet is prepared for information purposes only. It does not have regard to the specific investment objectives, financial situation and the particular needs of any specific person who may receive it. Past performance is not necessarily a guide to future performance. Returns may vary from year to year.