

RHB-OSK ASIA PACIFIC FUND (formerly known as OSK-UOB ASIA PACIFIC FUND)

This Fund aims to achieve long term capital appreciation through investments in securities of companies listed or traded in emerging and developed markets.

INVESTOR PROFILE

This Fund Is Suitable For Investors Who:

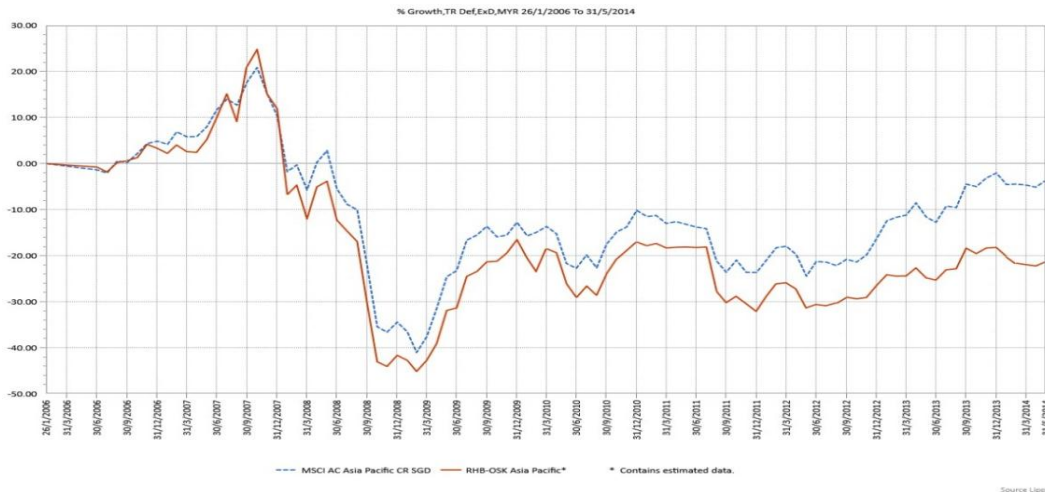
- wish to participate in the upside of the Asia Pacific markets;
- are willing to accept moderate to high risk in their investments;
- prefer capital growth rather than income over a long term period.

INVESTMENT STRATEGY

- Up to 98% of NAV: Investments in securities of and securities relating to companies that have high growth potential.
- 2% - 10% of NAV: Investments in liquid assets including bonds, money market instruments and deposits with financial institutions.

FUND PERFORMANCE ANALYSIS

Performance Chart Since Launch*



Cumulative Performance (%)*

	1 Month	3 Months	6 Months	YTD
Fund	1.25	0.47	-3.57	-3.73
Benchmark	1.57	0.86	-0.51	-1.61

	1 Year	3 Years	5 Years	Since Launch
Fund	4.76	-3.82	15.63	-21.31
Benchmark	9.01	11.02	27.75	-3.63

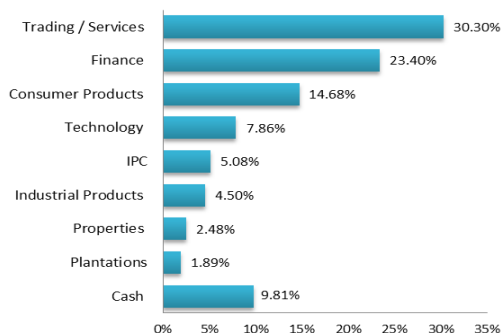
Calendar Year Performance (%)*

	2013	2012	2011	2010	2009
Fund	11.26	8.28	-18.21	-0.60	43.11
Benchmark	17.04	9.54	-14.54	1.85	33.64

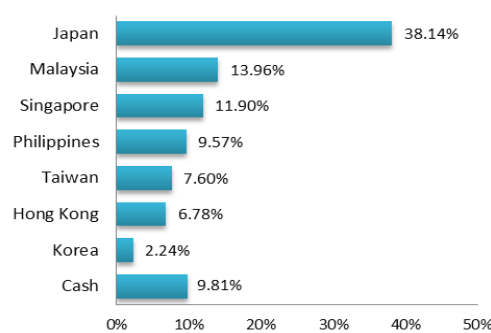
*Source: Lipper IM

FUND PORTFOLIO ANALYSIS

Sector Allocation*



Country Allocation*



Top Holdings (%)*

SANTEN PHARMACEUTICAL CO LTD	3.02
FIRST RESOURCES LIMITED	2.89
SUNTORY BEVERAGE&FOOD LTD	2.78
TIME DOTCOM BHD	2.77
PACIFIC RADIANCE LTD	2.64

*As percentage of NAV

FUND DETAILS

Investment Manager	RHB Asset Management Sdn. Bhd. (formerly known as RHB Investment Management Sdn. Bhd.)
Trustee	HSBC (Malaysia) Trustee Bhd
Fund Category	Equity Fund
Fund Type	Growth Fund
Launch Date	06 January 2006
Unit NAV	RM0.2996
Fund Size (million)	RM9.12
Units In Circulation (million)	30.44
Financial Year End	31 December
MER (as at 31 Dec 2013)	1.84%
Min. Initial Investment	RM1,000.00
Min. Additional Investment	RM100.00
Benchmark	MSCI AC Asia Pacific Index (RM)
Sales Charge	Up to 5.26% of investment amount
Redemption Charge	None
Annual Management Fee	1.50% p.a. of NAV*
Annual Trustee Fee	0.07% p.a. of NAV, subject to a minimum of RM18,000 p.a.*
Switching Fee	RM25.00 per switch
Redemption Period	Within 10 days after receipt the request to repurchase
Cooling-Off Period	Within 6 business days from the date of receipt of application
Distribution Policy	Annually, if any

*For the purpose of computing the annual management fee and annual trustee fee, the NAV of the Fund is exclusive of the management fee and trustee fee for the relevant day.

FUND STATISTICS

Historical NAV (RM)	Historical NAV (RM)		
	1 Month	12 Months	Since Launch
High	0.3013	0.3133	0.5975
Low	0.2944	0.2739	0.1994

Source: Lipper IM

Historical Distributions (Last 5 Years) (Net)

	Distribution (sen)	Yield (%)
31 Dec 2013	-	-
31 Dec 2012	-	-
31 Dec 2011	-	-
31 Dec 2010	-	-
31 Dec 2009	-	-

Source: RHB Asset Management Sdn. Bhd. (formerly known as RHB Investment Management Sdn. Bhd.)

RHB-OSK ASIA PACIFIC FUND (formerly known as OSK-UOB ASIA PACIFIC FUND)

This Fund aims to achieve long term capital appreciation through investments in securities of companies listed or traded in emerging and developed markets.

MANAGER'S COMMENTS

MARKET REVIEW

In May, FBM KLCI remain flattish, +0.1% mom to 1873pt while YTD still recorded negative return, -0.10%. In the meantime, small mid cap stocks performance cool off in May, but YTD is relatively better than big caps, KLCI Fledgling Index +0.66% mom and +16.2% YTD. The KLCI lacklustre trend underperformed ASEAN regional markets but outperformed North Asia peers. Within Asia region, India, Pakistan and Philippines were best performers, advanced circa +17%, +16.8% and 16% YTD respectively while CSI 300, Japan Nikkei 225 and HSCEI were worst performers, fell circa 8%, 7% and 4% YTD. Narendra Modi led BJP won India general election with clear majority, boosted investors confidence and market sentiment towards impending long overdue structural reform and pro business policy to take place in India. On ASEAN front, months long pro and anti-govt protest and unrest in Thailand ended with a military coup. The military govt under Gen. Prayuth Chan-ocha takes swift action to restore peace and order while initiated series of action to jump start the ailing economy – release final tranche of rice subsidy payment circa 90 billion baht to debt stricken farmers, review infra projects (MRT, high speed train) rollout and appointed 6-member Advisory Board to oversee the country. This augur well for Thailand market as it remove potential downside risk of further GDP weakness after 1Q14 contraction of 0.6%.

MARKET OUTLOOK AND STRATEGY

On Asia Pacific markets, Japan economic revival and Abenomics remain a contentious debate as Nikkei 225 YTD weak performance cast some doubts on its sustainability. Japan Government Pension Investment Fund (GPIF) decision to review potential change in asset allocation has sparked early optimism on Japanese equities while Abe administration is due to release structural reform plan as part of his Third Arrow of Abenomics. On valuation front, Nikkei 225 trading at 1.54x P/B which is slightly below 10-year average mean. Upside catalysts may stem from continuous improvement in corporate earnings and structural reform carry out by Abe administration.

On China front, latest HSBC China manufacturing PMI came in improve to 49.7 in May vs 48.1 in Apr, a 5-month high PMI reading. We envisage China macro data continue to be mixed with soft patch due to Chinese govt determination to rebalance the economy. We expect the Chinese govt will react with selective/targeted easing should cyclical weakness threaten GDP growth and unemployment. EM reliance on China growth for commodities export may face headwinds in 2014. We envisage commodity producing countries equities performance to continue lag the Developed Market equities.

On sector basis, we continue to favour consumer, tech, healthcare, industrial and telco while selectively bullish bias on infra related construction stocks. We foresee 2014 to be a reform year for regional economies and Malaysia govt to rollout targeted infra projects to spearhead the economy and continue its reform agenda including subsidy rationalization which augur well for the economy. Increase market volatility globally will create capital misallocation and outflow of funds from emerging markets, thus misprice securities from fundamental. We remain cognizant of prevalent risks but look into adding bombed-out good fundamental stocks to enhance alpha.

DISCLAIMER:

Based on the fund's portfolio returns as at 15 May 2014, the Volatility Factor (VF) for this fund is 10.8 and is classified as "High". (source: Lipper) "High" includes funds with VF that are above 10.6 but not more than 13.1. (source: Lipper) The VF means there is a possibility for the fund in generating an upside return or downside return around this VF. The Volatility Class (VC) is assigned by Lipper based on quintile ranks of VF for qualified funds. VF is subject to monthly revision and VC will be revised every six months. The fund's portfolio may have changed since this date and there is no guarantee that the fund will continue to have the same VF or VC in the future. Presently, only funds launched in the market for at least 36 months will display the VF and its VC. The VC referred to was dated 31 December 2013 which is calculated once every six months and is valid until its next calculation date, i.e. 30 June 2014.

A Product Highlights Sheet ("PHS") highlighting the key features and risks of the Fund is available and investors have the right to request for a PHS. Investors are advised to obtain, read and understand the PHS and the contents of the Master Prospectus dated 1 December 2013 and its supplementary(ies) (if any) ("the Master Prospectus") before investing. The Master Prospectus has been registered with the Securities Commission Malaysia who takes no responsibility for its contents. Amongst others, investors should consider the fees and charges involved. Investors should also note that the price of units and distributions payable, if any, may go down as well as up. Where a distribution is declared, investors are advised that following the issue of additional units/distribution, the NAV per unit will be reduced from cum-distribution NAV to ex-distribution NAV. Any issue of units to which the Master Prospectus relates will only be made on receipt of a form of application referred to in the Master Prospectus. For more details, please call 1-800-88-3175 for a copy of the PHS and the Master Prospectus or collect one from any of our branches or authorised distributors.

The Manager wishes to highlight the specific risks of the Fund are country risk, currency risk, market risk and particular security risk. These risks and other general risks are elaborated in the Master Prospectus.

This factsheet is prepared for information purposes only. It does not have regard to the specific investment objectives, financial situation and the particular needs of any specific person who may receive it. Past performance is not necessarily a guide to future performance. Returns may vary from year to year.