

RHB-OSK DANA KIDSAVE (formerly known as OSK-UOB DANA KIDSAVE)

The Fund aims to maximise total returns through a combination of long term growth of capital and current income consistent with the preservation of capital.

INVESTOR PROFILE

This Fund Is Suitable For Investors Who:

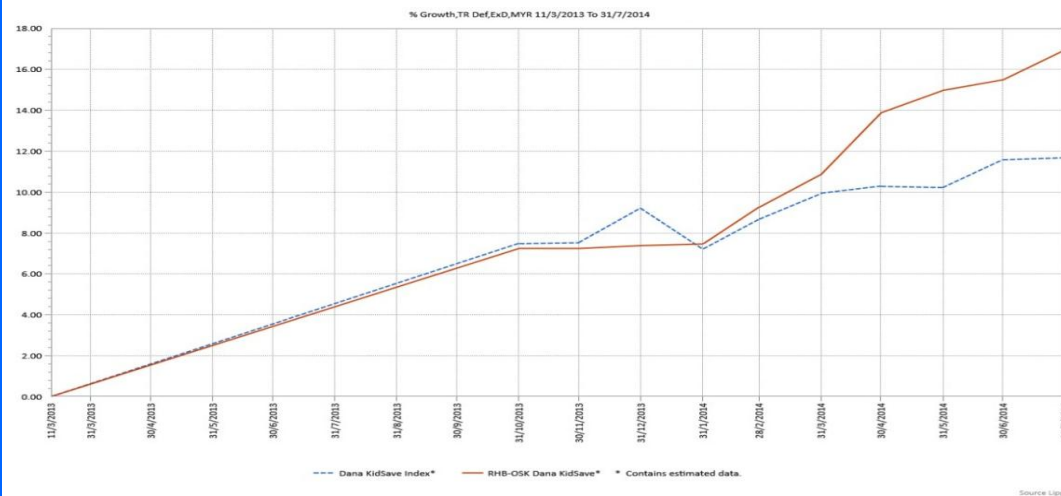
- require investments that comply with Shariah requirements; and
- are willing to accept moderate risk in their investments in order to achieve long term growth and income.

INVESTMENT STRATEGY

- 40% - 60% of NAV: Investments in Shariah-compliant equity and equity related securities of companies that have dividend and/or growth potential.
- 40% - 60% of NAV: Investments in Non-Equity Shariah-Compliant Investments.

FUND PERFORMANCE ANALYSIS

Performance Chart Since Launch*



Cumulative Performance (%)*

	1 Month	3 Months	6 Months	YTD
Fund	1.27	2.70	8.84	8.92
Benchmark	0.09	1.27	4.16	2.26

	1 Year	Since Launch
Fund	11.97	16.96
Benchmark	5.88	11.70

*Source: Lipper IM

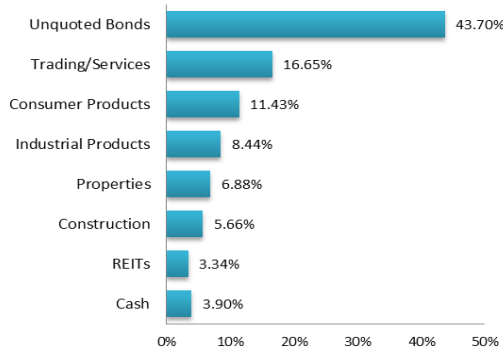
FUND DETAILS

Investment Manager	RHB Asset Management Sdn. Bhd. (formerly known as RHB Investment Management Sdn. Bhd.)
Trustee	HSBC (Malaysia) Trustee Bhd
Fund Category	Balanced Fund (Shariah-Compliant)
Fund Type	Income and Growth Fund
Launch Date	18 February 2013
Unit NAV	RM0.5667
Fund Size (million)	RM143.88
Units In Circulation (million)	253.89
Financial Year End	28 February
MER (as at 28 Feb 2014)	1.60%
Min. Initial Investment	RM1,000.00
Min. Additional Investment	RM100.00
Benchmark	50% FBM Emas Shariah Index + 50% Maybank 12-month Islamic FD
Sales Charge	Up to 6.38% of investment amount
Redemption Charge	None
Annual Management Fee	1.50% p.a. of NAV*
Annual Trustee Fee	Up to 0.08% p.a. of NAV*
Switching Fee	RM25.00 per switch
Redemption Period	Within 10 days after receipt the request to repurchase
Cooling-Off Period	Within 6 business days from the date of receipt of application
Distribution Policy	Annually, if any

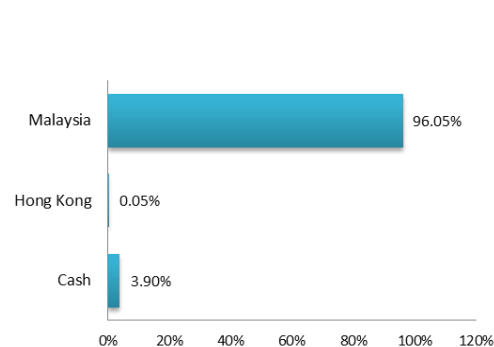
*For the purpose of computing the annual management fee and annual trustee fee, the NAV of the Fund is exclusive of the management fee and trustee fee for the relevant day.

FUND PORTFOLIO ANALYSIS

Sector Allocation*



Country Allocation*



Top Holdings (%)*

AMISLAMIC MUSYARAKAH-4.4%(30/9/21)	6.98
BONIA CORPORATION BERHAD	4.97
WESTSTAR CAPITAL-4.9%(30/11/2017)	4.88
QL RESOURCES BHD	4.04
EASTERN & ORIENTAL BHD	3.65

*As percentage of NAV

FUND STATISTICS

Historical NAV (RM)

	1 Month	12 Months	Since Launch
High	0.5716	0.5716	0.5716
Low	0.5590	0.5206	0.4973

Source: Lipper IM

Historical Distributions (Last 1 Years) (Net)

	Distribution (sen)	Yield (%)
26 Feb 2014	1.7000	3.25

Source: RHB Asset Management Sdn. Bhd. (formerly known as RHB Investment Management Sdn Bhd)

RHB-OSK DANA KIDSAVE (formerly known as OSK-UOB DANA KIDSAVE)

The Fund aims to maximise total returns through a combination of long term growth of capital and current income consistent with the preservation of capital.

MANAGER'S COMMENTS**WHY DANA KIDSAVE?**

- Flexibility to shift between equities and fixed income depending on market conditions
- Flexibility to invest between Malaysia and regional markets to capture the best opportunities
- Syariah-compliant fund

MARKET REVIEW

In July, escalation of tension in Ukraine has led to downing of MAS flight MH17 by rebel militias which caused 298 casualties. Financial markets exhibit increase volatility as investors build in higher political risk premium amid on-going regional geo-political tension. FBM KLCI eased marginally, -0.6% mom to 1871pt while YTD still recorded flattish return, +0.24%. In the meantime, Small Cap Index remained robust and buoyant, outperform in July, +6.33% and +21.49% YTD, KLCI Fledgling Index +4.71% mom and +26.78% YTD. The KLCI lacklustre trend underperformed ASEAN regional markets but outperformed some of the North Asia peers. Within Asia region, India, Vietnam and Indonesia were best performers, advanced circa +23%, +18% and 17% YTD respectively while Japan Nikkei 225 was worst performers, fell circa 4% YTD. Market sentiment and investors expectation turned cautious on the back of Ukraine crisis and potential US-EU led sanctions on Russia.

On regional front, latest China official manufacturing PMI came in improve to 51.7 in July vs 51 in June, a 27-month high PMI reading, outpaced estimate of 51.4. In the meantime, the non-manufacturing PMI recorded a drop from 55 in June to 54.2 in July.

FUND REVIEW

Dana Kidsave's NAV/unit increased by 1.3%, outperforming its benchmark's (50% FBM Emas Shariah Index + 50% Maybank 12-month Islamic fixed deposit) gain of 0.7%. The outperformance was mainly due to stock selection.

DISCLAIMER:

A Product Highlights Sheet ("PHS") highlighting the key features and risks of the Fund is available and investors have the right to request for a PHS. Investors are advised to obtain, read and understand the PHS and the contents of the Master Prospectus dated 1 December 2013 and its supplementary(ies) (if any) ("the Master Prospectus") before investing. The Master Prospectus has been registered with the Securities Commission Malaysia who takes no responsibility for its contents. Amongst others, investors should consider the fees and charges involved. Investors should also note that the price of units and distributions payable, if any, may go down as well as up. Where a distribution is declared, investors are advised that following the issue of additional units/distribution, the NAV per unit will be reduced from cum-distribution NAV to ex-distribution NAV. Any issue of units to which the Master Prospectus relates will only be made on receipt of a form of application referred to in the Master Prospectus. For more details, please call 1-800-88-3175 for a copy of the PHS and the Master Prospectus or collect one from any of our branches or authorised distributors.

The Manager wishes to highlight the specific risks for the Fund are market risk, particular security risk, reclassification of Shariah status risk, interest rate risk, credit/default risk. These risks and other general risks are elaborated in the Master Prospectus.

This factsheet is prepared for information purposes only. It does not have regard to the specific investment objectives, financial situation and the particular needs of any specific person who may receive it. Past performance is not necessarily a guide to future performance. Returns may vary from year to year.