

## RHB-OSK EMERGING MARKETS BOND FUND (formerly known as OSK-UOB EMERGING MARKETS BOND FUND)

The Fund aims to provide investors with income and potential capital appreciation by investing in one target fund, i.e. the United Emerging Markets Bond Fund.

### INVESTOR PROFILE

#### This Fund Is Suitable For Investors Who:

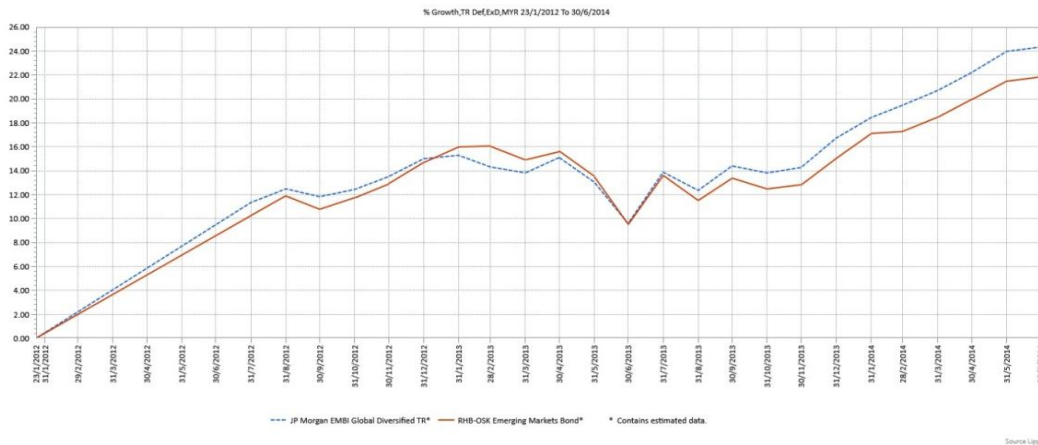
- seek income and potential capital appreciation over the longer term;
- have medium to high risk appetite; and
- seek returns in emerging markets debt investments and products.

### INVESTMENT STRATEGY

- At least 95% of NAV: Investments in the units of United Emerging Markets Bond Fund.
- 2% - 5% of NAV: Investments in liquid assets including money market instruments and deposits with financial institutions.

### FUND PERFORMANCE ANALYSIS

#### Performance Chart Since Launch\*



#### Cumulative Performance (%)\*

	1 Month	3 Months	6 Months	YTD
Fund	0.30	2.87	5.93	5.93
Benchmark	0.29	3.01	6.52	6.52

	1 Year	Since Launch
Fund	11.25	21.85
Benchmark	13.45	24.33

#### Calendar Year Performance (%)\*

	2013
Fund	0.31
Benchmark	1.84

\*Source: Lipper IM

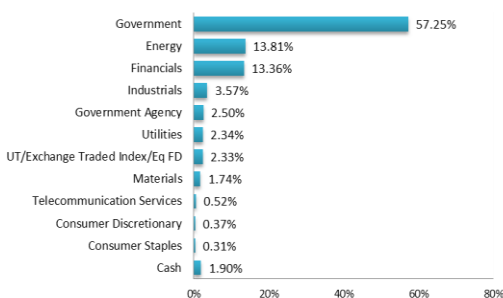
### FUND DETAILS

<b>Investment Manager</b>	RHB Asset Management Sdn. Bhd.(formerly known as RHB Investment Management Sdn. Bhd.)
<b>Trustee</b>	HSBC (Malaysia) Trustee Bhd
<b>Fund Category</b>	Feeder Fund
<b>Fund Type</b>	Income Fund
<b>Launch Date</b>	03 January 2012
<b>Unit NAV</b>	RM0.5425
<b>Fund Size (million)</b>	RM79.06
<b>Units In Circulation (million)</b>	145.75
<b>Financial Year End</b>	28 February
<b>MER (as at 28 Feb 2014)</b>	1.57%
<b>Min. Initial Investment</b>	RM1,000.00
<b>Min. Additional Investment</b>	RM100.00
<b>Benchmark</b>	JP Morgan Emerging Market Bond Index Global Diversified Index (RM)
<b>Sales Charge</b>	Up to 2.50% of investment amount
<b>Redemption Charge</b>	None
<b>Annual Management Fee</b>	1.50% p.a. of NAV*
<b>Annual Trustee Fee</b>	0.08% p.a. of NAV, subject to a minimum of RM18,000 p.a.*
<b>Switching Fee</b>	RM25.00 per switch
<b>Redemption Period</b>	Within 10 days after receipt the request to repurchase
<b>Cooling-Off Period</b>	Within 6 business days from the date of receipt of application
<b>Distribution Policy</b>	Quarterly, if any

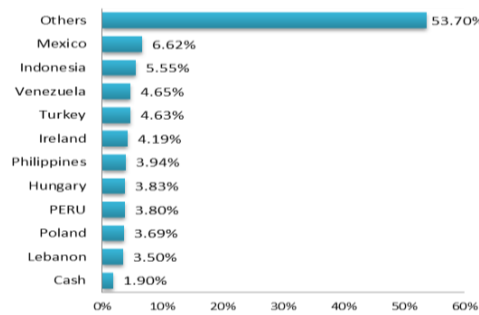
\*For the purpose of computing the annual management fee and annual trustee fee, the NAV of the Fund is exclusive of the management fee and trustee fee for the relevant day.

### FUND PORTFOLIO ANALYSIS

#### Sector Allocation\*



#### Country Allocation\*



#### Top Holdings (%)\*

REPUBLIC OF POLAND	6.375%	15/07/2019	1.87
REPUBLIC OF PERU	8.75%	21/11/2033	1.74
REPUBLIC OF VENEZUELA	7.75%	13/10/2019	1.23
UNITED EMERGING MKT LC BD FD-SGD ACC			1.17
UOB UNITED RENMINBI BOND FUND (SGD)			1.16

\*As percentage of NAV

\*Exposure in United Emerging Markets Bond Fund - 99.14%

### FUND STATISTICS

#### Historical NAV (RM)

	1 Month	12 Months	Since Launch
High	0.5442	0.5442	0.5499
Low	0.5393	0.4975	0.4959

Source: Lipper IM

#### Historical Distributions (Last 4 Quarters) (Net)

	Distribution (sen)	Yield (%)
28 May 2014	0.2400	0.44
26 Feb 2014	0.1300	0.25
27 Nov 2013	0.3400	0.67
27 Aug 2013	0.6533	1.26

Source: RHB Asset Management Sdn. Bhd. (formerly known as RHB Investment Management Sdn Bhd)

**RHB-OSK EMERGING MARKETS BOND FUND (formerly known as OSK-UOB EMERGING MARKETS BOND FUND)**

The Fund aims to provide investors with income and potential capital appreciation by investing in one target fund, i.e. the United Emerging Markets Bond Fund.

**MANAGER'S COMMENTS**

**FUND PERFORMANCE REVIEW**

In June 2014, the United Emerging Markets Bond Fund (the "Fund") increased 0.26% while its benchmark, the JP Morgan EMBI Global ("EMBIG") Diversified Index, increased 0.90%.

**MARKET REVIEW**

A potential Argentine default at month-end hit headlines in an otherwise lackluster market. The country has so far not settled a long-running US court case stemming from its default over a decade ago. If there is no settlement by 30 July, a default is likely. However, this is not assured as this case does not have a precedent. A knock-on effect to other Emerging Markets (EM) countries is highly unlikely as the potential default will be the result of a court case relating to the country's restructuring 15 years ago. The Fund does not hold any Argentine bonds.

**MARKET POSITIONING**

In Latin America we remain optimistic about high beta countries on a fundamental basis due to an improving policy environment. We are still overweight on Venezuela as pragmatists consolidate power. We exited our Argentina position at a profit prior to the country entering a technical default due to a US court case stemming from its prior restructuring almost 15 years ago. In Eastern Europe, Middle East, and Africa (EEMEA), we are more optimistic as geopolitical tensions appear to be gradually easing in Ukraine and capital flows improve. Accordingly we are overweight on Ukraine and market-weight in Russia. In Asia, we remain underweight on the Philippines due to tight spreads and overweight on Indonesia due to wide spreads.

**MARKET STRATEGY**

We view EM valuations as attractive, particularly within the fixed income space. The interest rate on EM high yield (as measured by the EMBIG Diversified High Yield Index) is 6.8%<sup>5</sup>, which is close to 2%<sup>6</sup> higher compared to the interest rate on US high yield credits. Considering yields, EM also compares favourably to US high grade credits. The EMBIG yield of 5.1% is 143 basis points wider<sup>7</sup> than the US Domestic High Grade index yield (as measured by the JPM US Liquid Index "JULI"), which is almost 10% wider (cheaper) than the five year average of the yield difference<sup>8</sup>.

Since EM debt is priced off US interest rates and US interest rates remain at low levels, we are generally constructive on EM debt. US recovery is weaker than expected and EM countries have improved their current accounts. Further, continued inflows from institutional investors will likely continue to provide support for the asset class.

**DISCLAIMER:**

A Product Highlights Sheet ("PHS") highlighting the key features and risks of the Fund is available and investors have the right to request for a PHS. Investors are advised to obtain, read and understand the PHS and the contents of the Master Prospectus dated 15 March 2014 and its supplementary(ies) (if any) ("the Master Prospectus") before investing. The Master Prospectus has been registered with the Securities Commission Malaysia who takes no responsibility for its contents. Amongst others, investors should consider the fees and charges involved. Investors should also note that the price of units and distributions payable, if any, may go down as well as up. Where a distribution is declared, investors are advised that following the issue of additional units/distribution, the NAV per unit will be reduced from cum-distribution NAV to ex-distribution NAV. Any issue of units to which the Master Prospectus relates will only be made on receipt of a form of application referred to in the Master Prospectus. For more details, please call 1-800-88-3175 for a copy of the PHS and the Master Prospectus or collect one from any of our branches or authorised distributors.

The Manager wishes to highlight the specific risks of the Fund are management risk, lack of market economy risk of UEM Bond Fund, suitability standards and foreign investment risks such as currency risk and country risk and the specific risks of the target fund are market risk, debt securities risk, emerging markets risk, political and economic risks, repatriation of capital, dividends, interest and other income risks, regulatory risk, nature of investments and market risks, lack of market economy, derivatives risk, synthetic product risk, illiquidity of investments, broker risk, settlement risk, custody risk, counterparty risk, possible business failures, accounting practice, quality of information, legal risk, taxation, foreign exchange and currency risks, the banking system, risks of mis-management by debt issuers, actions of institutional investors, risk of use of rating agencies and other third parties and exceptional market conditions risk. These risks and other general risks are elaborated in the Master Prospectus.

This factsheet is prepared for information purposes only. It does not have regard to the specific investment objectives, financial situation and the particular needs of any specific person who may receive it. Past performance is not necessarily a guide to future performance. Returns may vary from year to year.