

RHB-OSK EQUITY TRUST (formerly known as OSK-UOB EQUITY TRUST)

This Fund aims to provide investors with capital growth through investments in stocks with high growth potential over a medium to long term period.

INVESTOR PROFILE

This Fund Is Suitable For Investors Who:

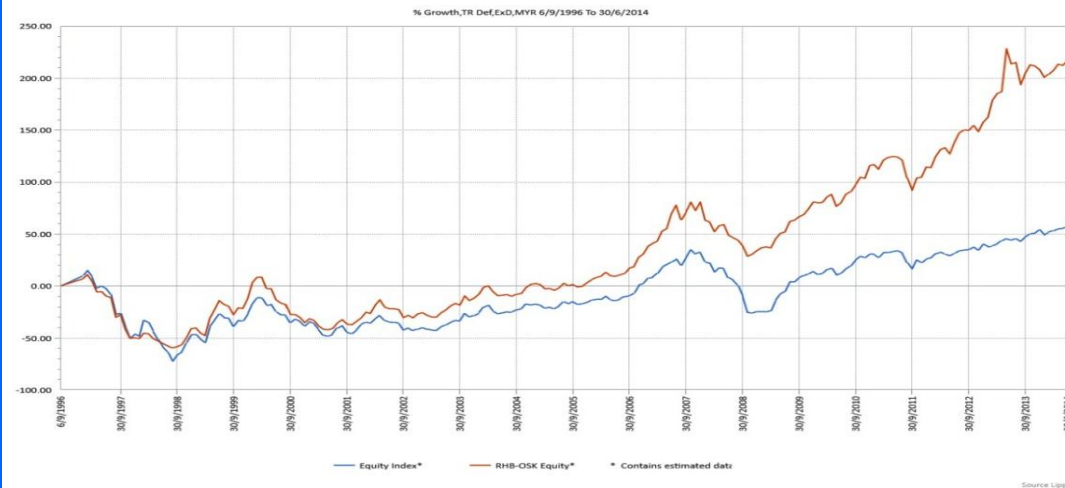
- wish to participate in the upside of the Asia ex-Japan markets;
- are willing to accept moderate to high risk in their investments; and
- prefer capital growth rather than income over a medium to long term period.

INVESTMENT STRATEGY

- 90% - 98% of NAV: Investments in securities of companies that have good growth potential. In managing these investments, the Fund may invest up to 50% of the NAV in Asia ex-Japan markets.
- 2% - 10% of NAV: Investments in liquid assets including bonds, money market instruments and deposits with financial institutions.

FUND PERFORMANCE ANALYSIS

Performance Chart Since Launch*



Cumulative Performance (%)*

	1 Month	3 Months	6 Months	YTD
Fund	1.52	3.12	2.96	2.96
Benchmark	0.67	2.16	1.44	1.44

	1 Year	3 Years	5 Years	Since Launch
Fund	1.10	41.41	108.87	217.25
Benchmark	8.37	16.66	65.02	56.40

Calendar Year Performance (%)*

	2013	2012	2011	2010	2009
Fund	19.69	20.10	-0.89	19.60	35.03
Benchmark	9.84	11.78	-4.43	14.86	51.81

*Source: Lipper IM

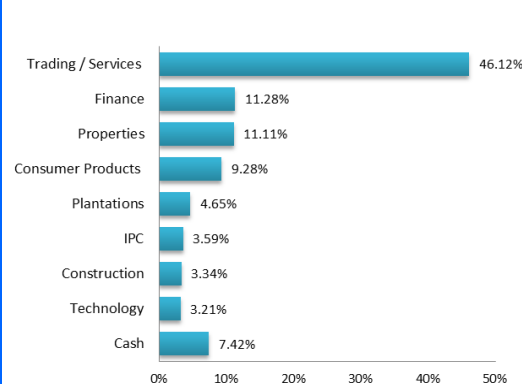
FUND DETAILS

Investment Manager	RHB Asset Management Sdn. Bhd. (formerly known as RHB Investment Management Sdn. Bhd.)
Trustee	HSBC (Malaysia) Trustee Bhd
Fund Category	Equity Fund
Fund Type	Growth Fund
Launch Date	08 August 1996
Unit NAV	RM0.7064
Fund Size (million)	RM120.06
Units In Circulation (million)	169.67
Financial Year End	31 December
MER (as at 31 Dec 2013)	1.60%
Min. Initial Investment	RM1,000.00
Min. Additional Investment	RM100.00
Benchmark	70% FBM KLCI + 30% MSCI AC Asia Ex-Japan Index
Sales Charge	Up to 6.38% of investment amount
Redemption Charge	None
Annual Management Fee	1.50% p.a. of NAV*
Annual Trustee Fee	Up to 0.07% p.a. of NAV*
Switching Fee	RM25.00 per switch
Redemption Period	Within 10 days after receipt the request to repurchase
Cooling-Off Period	Within 6 business days from the date of receipt of application
Distribution Policy	Annually, if any

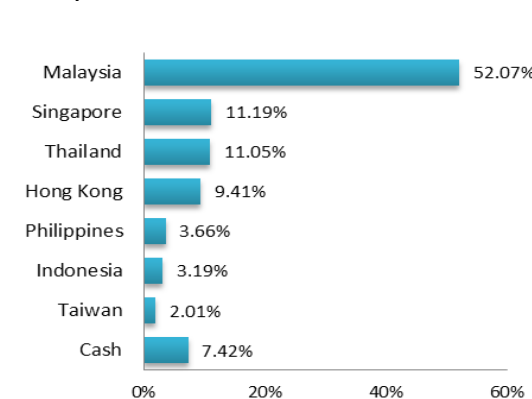
*For the purpose of computing the annual management fee and annual trustee fee, the NAV of the Fund is exclusive of the management fee and trustee fee for the relevant day.

FUND PORTFOLIO ANALYSIS

Sector Allocation*



Country Allocation*



Top Holdings (%)*

BANGKOK AVIATION FUEL SER PLC-FOR	5.82
JINTIAN PHARMACEUTICAL GROUP LTD	5.34
EASTERN & ORIENTAL BHD	5.04
MALAYAN BANKING BHD	4.99
TELEKOM MALAYSIA BHD	4.93

*As percentage of NAV

FUND STATISTICS

Historical NAV (RM)

	1 Month	12 Months	Since Launch
High	0.7109	0.8563	1.0622
Low	0.6958	0.6608	0.3770

Source: Lipper IM

Historical Distributions (Last 5 Years) (Net)

	Distribution (sen)	Yield (%)
27 Dec 2013	11.9000	14.87
31 Dec 2012	8.4900	11.95
31 Dec 2011	7.3170	10.07
31 Dec 2010	5.5909	7.92
31 Dec 2009	5.3056	8.46

Source: RHB Asset Management Sdn. Bhd. (formerly known as RHB Investment Management Sdn. Bhd.)

RHB-OSK EQUITY TRUST (formerly known as OSK-UOB EQUITY TRUST)

This Fund aims to provide investors with capital growth through investments in stocks with high growth potential over a medium to long term period.

MANAGER'S COMMENTS

WHY EQUITY TRUST?

- Flexibility to invest between Malaysia and regional markets (up to 50%) to capture the best opportunities
- Aim to generate long term capital growth for investors

MARKET REVIEW

For the month, the FBM KLCI rose 0.5% to close at 1,883 points. The broader market outperformed as the FBM EMAS rose 0.8% to close at 13,050 points. Smaller caps outperformed as the FBM Small Cap rose 2.8% to 17,932 points. Among regional bourses, Japan, Thailand and India posted the biggest gains while Australia and Singapore were laggards.

On the local corporate front, IJM Corporation Berhad (IJM Corp) proposed to privatise IJM Land Berhad (IJM Land) by acquiring the remaining 35.9% of IJM Land shares which it does not own. Malaysian Resources Corporation Berhad (MRCB) and PKNS Holdings Sdn Bhd reached an out of court settlement on the dispute over the development of PJ Sentral. In another development, MRCB received a Letter of Award from Kwasa Land Sdn Bhd for the development of Project MX-1 of the Kwasa Damansara township.

FUND REVIEW

Equity Trust's NAV increased by 1.5%, outperforming its benchmark's (70% KLCI and 30% MSCI Asia ex Japan) gain of 0.7%. The outperformance was mainly due to stock selection. The fund's top performing holdings were Bangkok Aviation Fuel, Destini, and Malee Sampran while laggards were PT Ciputra Development, Tenwow International, and First Resources.

DISCLAIMER:

Based on the fund's portfolio returns as at 15 June 2014, the Volatility Factor (VF) for this fund is 14.2 and is classified as "Very High" (source: Lipper) "Very High" includes funds with VF that are above 13.1 (source: Lipper). The VF means there is a possibility for the fund in generating an upside return or downside return around this VF. The Volatility Class (VC) is assigned by Lipper based on quintile ranks of VF for qualified funds. VF is subject to monthly revision and VC will be revised every six months. The fund's portfolio may have changed since this date and there is no guarantee that the fund will continue to have the same VF or VC in the future. Presently, only funds launched in the market for at least 36 months will display the VF and its VC. The VC referred to was dated 31 December 2013 which is calculated once every six months and is valid until its next calculation date, i.e. 30 June 2014.

A Product Highlights Sheet ("PHS") highlighting the key features and risks of the Fund is available and investors have the right to request for a PHS. Investors are advised to obtain, read and understand the PHS and the contents of the Master Prospectus dated 1 December 2013 and its supplementary(ies) (if any) ("the Master Prospectus") before investing. The Master Prospectus has been registered with the Securities Commission Malaysia who takes no responsibility for its contents. Amongst others, investors should consider the fees and charges involved. Investors should also note that the price of units and distributions payable, if any, may go down as well as up. Where a distribution is declared, investors are advised that following the issue of additional units/distribution, the NAV per unit will be reduced from cum-distribution NAV to ex-distribution NAV. Any issue of units to which the Master Prospectus relates will only be made on receipt of a form of application referred to in the Master Prospectus. For more details, please call 1-800-88-3175 for a copy of the PHS and the Master Prospectus or collect one from any of our branches or authorised distributors.

The Manager wishes to highlight the specific risks of the Fund are country risk, currency risk, market risk and particular security risk. These risks and other general risks are elaborated in the Master Prospectus.

This factsheet is prepared for information purposes only. It does not have regard to the specific investment objectives, financial situation and the particular needs of any specific person who may receive it. Past performance is not necessarily a guide to future performance. Returns may vary from year to year.