

**RHB-OSK FOCUS BOND FUND – SERIES 4 (formerly known as OSK-UOB FOCUS BOND FUND – SERIES 4)**

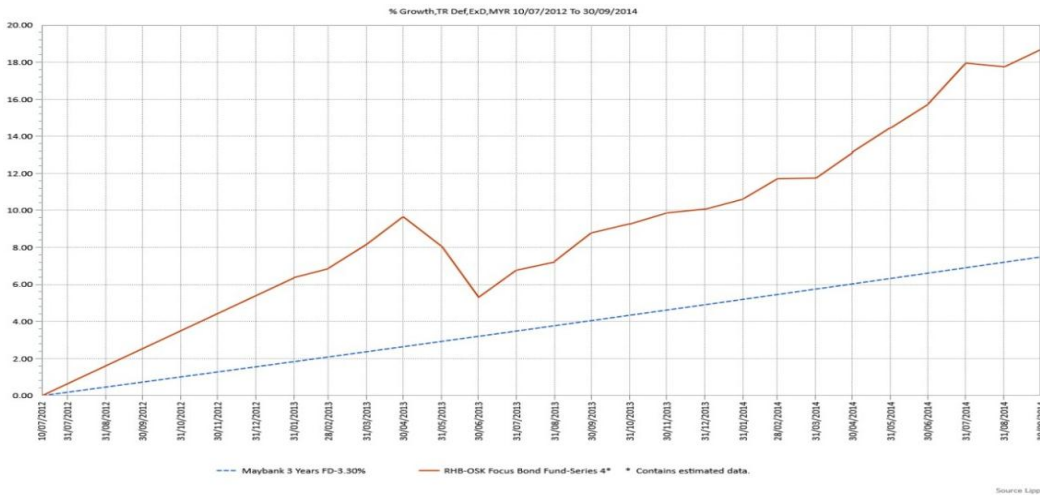
The Fund aims to maximise returns at its maturity date from a concentrated portfolio of global debt instruments / bonds.

**INVESTOR PROFILE**
**This Fund Is Suitable For Investors Who:**

- are moderate to conservative;
- seek returns from the income accumulated and/or capital appreciation from a global debt instruments / bonds portfolio; and
- have a medium term (i.e. 3 years) investment horizon.

**INVESTMENT STRATEGY**

- 95% - 100% of NAV: Investments in global debt instruments / bonds.
- Up to 5% of NAV: Investments in liquid assets including money market instruments and deposits with financial institutions.

**FUND PERFORMANCE ANALYSIS**
**Performance Chart Since Launch\***

**Cumulative Performance (%)\***

	1 Month	3 Months	6 Months	YTD
Fund	0.80	2.58	6.23	7.84
Benchmark	0.27	0.82	1.64	2.46

	1 Year	Since Launch
Fund	9.13	18.70
Benchmark	3.30	7.49

**Calendar Year Performance (%)\***

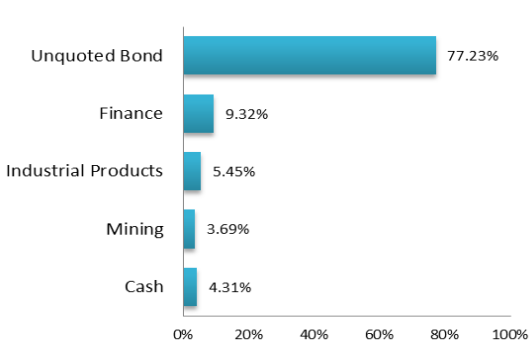
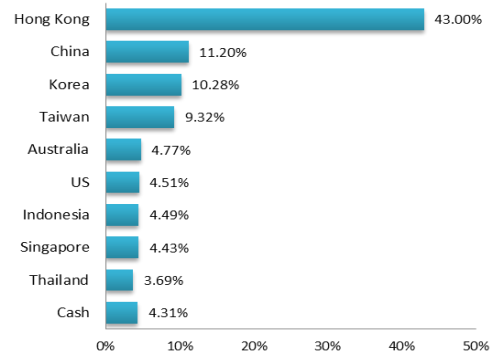
	2013
Fund	4.09
Benchmark	3.30

\*Source: Lipper IM

**FUND DETAILS**

<b>Investment Manager</b>	RHB Asset Management Sdn. Bhd.(formerly known as RHB Investment Management Sdn Bhd)
<b>Trustee</b>	HSBC (Malaysia) Trustee Bhd
<b>Fund Category</b>	Bond Fund (Closed Ended)
<b>Fund Type</b>	Income Fund
<b>Launch Date</b>	30 May 2012
<b>Maturity Date</b>	10 July 2015
<b>Unit NAV</b>	RM1.0840
<b>Fund Size (million)</b>	RM71.97
<b>Units In Circulation (million)</b>	66.39
<b>Financial Year End</b>	31 July
<b>MER (as at 31 July 2014)</b>	0.09%
<b>Min. Initial Investment</b>	RM1,000.00
<b>Min. Additional Investment</b>	RM1,000.00
<b>Benchmark</b>	3-years FD rate by Malayan Banking Bhd
<b>Sales Charge</b>	Up to 3.00% of investment amount
<b>Redemption Charge</b>	< 3 years 1.00% Maturity Nil
<b>Annual Management Fee</b>	None
<b>Annual Trustee Fee</b>	0.08% p.a. of NAV, subject to a minimum of RM18,000 p.a.*
<b>Switching Fee</b>	Not available
<b>Distribution Policy</b>	Annually, if any

\*For the purpose of computing the annual trustee fee, the NAV of the Fund is exclusive of the trustee fee for the relevant day.

**FUND PORTFOLIO ANALYSIS**
**Sector Allocation\***

**Country Allocation\***

**Top Holdings (%)\***

DOOSAN INFRACORE-3.25%(05/10/2042)	10.28
CATHAY UNITED BK-5.5%(05/10/2020)	9.32
COUNTRY GARDEN - 10.5% (11/08/2015)	6.75
BESTGAIN REAL EST-2.625%(13/3/2018)	6.60
WANDA PROPE-4.875% (21/11/2018)	6.03

\*As percentage of NAV

**FUND STATISTICS**

Historical NAV (RM)	1 Month	12 Months	Since Launch
High	1.0840	1.1178	1.1178
Low	0.9790	1.0321	1.0000

Source: Lipper IM

**Historical Distributions (Last 1 Years) (Net)**

	Distribution (sen)	Yield (%)
21 Jul 2014	4.6500	4.65
26 Jul 2013	5.0000	5.00

Source: RHB Asset Management Sdn. Bhd. (formerly known as RHB Investment Management Sdn Bhd)

**RHB-OSK FOCUS BOND FUND – SERIES 4 (formerly known as OSK-UOB FOCUS BOND FUND – SERIES 4)**

The Fund aims to maximise returns at its maturity date from a concentrated portfolio of global debt instruments / bonds.

**MANAGER'S COMMENTS**

**MARKET REVIEW**

Asia IG corporates widened 3bps on average in September, in line with the spread widening in US after being stable and resilient for most part of September. Global central banks continued to be dovish with Fed maintaining the key "considerable time" phrase in its statement and PBOC injecting RMB500 billion into the five major banks in the form of SLF (standard landing facility).

However, treasury still sold off significantly in the middle of the month in fears of any signs of tightening out of the FOMC meeting, dragging down bond prices. 2-year and 10-year US Treasury increased 8bps and 15bps respectively. Risk sentiment also took a nosedive towards the month end as Bill Gross shocked the market by announcing his exit from PIMCO to join Janus. Meanwhile in Asia, political unrest arose as pro-democracy protesters launched the "Occupy Central" campaign in Hong Kong which further dented market tone. Nevertheless, market did not feel panicky and the sell-off was quite orderly, possibly demonstrating the strong technicals given still flushed liquidity and expectations of further stimulus from China and the ECB.

**STRATEGY**

Overall conditions for credit may stay supported given low volatility, low rates, low growth and expectations of Euro & Japan QE. More supply is expected in October after holidays in Hong Kong and China. We note that valuations continue to look stretched from historical range and leave little room for disappointments. We remain selective on credit risk.

We will continue to be defensive and buy fair/cheap bonds and sell/take-profit on pricy bonds based on relative value to stay nimble amid market volatility. We will also participate in primary issues with attractive pricing to deploy cash selectively while taking profit on existing holdings.

**DISCLAIMER:**

As this is a close-ended fund, units are no longer available for sale on the basis of the Prospectus dated 30 May 2012. Investors are advised to read and understand the contents of the Prospectus dated 30 May 2012, which has been registered with Securities Commission who takes no responsibility for its contents, before investing. Amongst others, investors should consider the fees and charges involved. Investors should also note that the price of units and distributions payable, if any, may go down as well as up. Where a distribution is declared, investors are advised that following the issue of additional units/distribution, the NAV per unit will be reduced from cum-distribution NAV to ex-distribution NAV. Any issue of units to which the Prospectus relates will only be made on receipt of a form of application referred to in the Prospectus. For more details, please call 1-800-88-3175 for a copy of the Prospectus or collect one from any of our branches or authorised distributors.

The Manager wishes to highlight the principal risk factors of the funds are credit/default risk, currency risk, interest rate risk, liquidity risk, market risk, country risk, inflation/purchasing power risk, concentration risk and fixed duration risk. These risks and other general risk are elaborated in the Prospectus.

This factsheet is prepared for information purposes only. It does not have regard to the specific investment objectives, financial situation and the particular needs of any specific person who may receive it. Past performance is not necessarily a guide to future performance. Returns may vary from year to year.