

RHB-OSK FOCUS BOND FUND – ENHANCED (formerly known as OSK-UOB FOCUS BOND FUND – ENHANCED)

The Fund aims to provide regular income during the tenure of the Fund and capital appreciation at its maturity date primarily from a concentrated portfolio of global debt instruments / bonds.

INVESTOR PROFILE

This Fund Is Suitable For Investors Who:

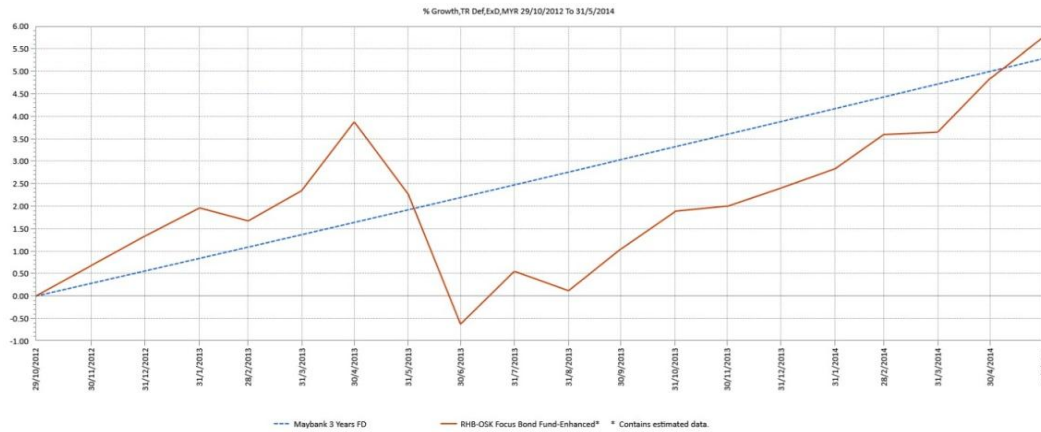
- are moderate to conservative;
- seek returns from the income accumulated and/or capital appreciation from a global debt instruments / bonds portfolio with potential additional returns from investment in an option; and
- have a medium term (i.e. 3 years) investment horizon.

INVESTMENT STRATEGY

- 92% - 100% of NAV : Investments in global debt instruments / bonds.
- Up to 3% of NAV: Investments in the YES Option.
- Up to 5% of NAV: Investments in liquid assets including money market instruments and deposits with financial institutions.

FUND PERFORMANCE ANALYSIS

Performance Chart Since Launch*



Cumulative Performance (%)*

	1 Month	3 Months	6 Months	YTD
Fund	0.89	2.10	3.71	3.29
Benchmark	0.28	0.82	1.63	1.35

	1 Year	Since Launch
Fund	3.44	5.78
Benchmark	3.30	5.29

Calendar Year Performance (%)*

	2013
Fund	1.05
Benchmark	3.30

*Source: Lipper IM

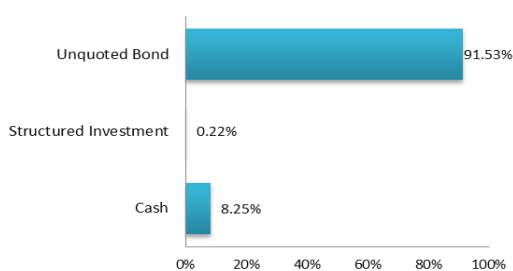
FUND DETAILS

Investment Manager	RHB Asset Management Sdn. Bhd.(formerly known as RHB Investment Management Sdn Bhd)
Trustee	HSBC (Malaysia) Trustee Bhd
Fund Category	Bond Fund (Closed Ended)
Fund Type	Income Fund
Launch Date	03 September 2012
Maturity Date	29 October 2015
Unit NAV	RM1.0095
Fund Size (million)	RM106.56
Units In Circulation (million)	105.54
Financial Year End	31 October
MER (as at 31 October 2013)	0.09%
Min. Initial Investment	RM1,000.00
Min. Additional Investment	RM1,000.00
Benchmark	3-years FD rate by Malayan Banking Bhd
Sales Charge	Up to 3.00% of investment amount
Redemption Charge	< 3 years 1.00% Maturity Nil
Annual Management Fee	None
Annual Trustee Fee	0.08% p.a. of NAV, subject to a minimum of RM18,000 p.a.*
Switching Fee	Not available
Distribution Policy	Annually, if any

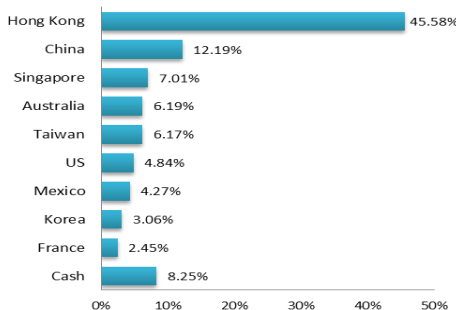
*For the purpose of computing the annual trustee fee, the NAV of the Fund is exclusive of the trustee fee for the relevant day.

FUND PORTFOLIO ANALYSIS

Sector Allocation*



Country Allocation*



Top Holdings (%)*

FAR EAST HORIZON -4.62% (06/03/17)	9.20
TRILLION CHANCE-8.5% (10/1/2019)	7.19
NOBLE GROUP LTD-4%(30/1/2016)	6.79
TENCENT HLDGS-3.375% (02/05/2019)	6.63
NATIONAL CAP II-5.486% (29/12/2049)	6.19

*As percentage of NAV

FUND STATISTICS

Historical NAV (RM)	1 Month	12 Months	Since Launch
High	1.0095	1.0226	1.0452
Low	1.0001	0.9679	0.9679

Source: Lipper IM

Historical Distributions (Last 1 Years) (Net)

	Distribution (sen)	Yield (%)
30 Oct 2013	4.6500	4.65

Source: RHB Asset Management Sdn. Bhd. (formerly known as RHB Investment Management Sdn Bhd)

RHB-OSK FOCUS BOND FUND – ENHANCED (formerly known as OSK-UOB FOCUS BOND FUND – ENHANCED)

The Fund aims to provide regular income during the tenure of the Fund and capital appreciation at its maturity date primarily from a concentrated portfolio of global debt instruments / bonds.

MANAGER'S COMMENTS

MARKET REVIEW

Asian investment grade corporates performed well in May on positive sentiment led by India (election euphoria) and catch up of previous underperformance in BBB-rated Chinese credits. Lower supply pipeline also lifted valuation. We saw just US\$3 billion of investment grade corporate issues priced in May compared to versus US\$24 billion in April.

Overall conditions for credit may stay supported given low volatility, low rates, low growth and expectations of Euro & Japan QE. However, valuations have started looking a bit stretched from historical standards, especially given that the fundamentals are yet to turn around, though default rates stay low. Asia Investment Grade spreads continued to grind in tighter in May to 180bps - tightest last seen in April 2011. In our view, current pricing leaves little room for disappointments and we prefer to remain selective on credit risk.

Bond markets continued to rally in May with 10Y UST yields falling 17bps over the course of the month. By the end of May, USD 5Yx5Y forward swap rate, a measure of the level of long term interest rates in the US which benefits from the effect of removing very short dated central bank expectations, moved by almost 100 bp down since the end of 2013. The rally happened despite generally strengthening macro-economic data and with the background of performing risky assets. Investor positioning, repricing of the terminal Fed funds rate, expectations of further easing of monetary policy in Euroland were some of the main factors contributing to the performance of bond markets in May.

STRATEGY PERFORMANCE

The strategy's monthly performance was positive in May. Most of the performance came from long Eurodollar positions as the market priced in lower Fed funds policy path. In fact, one interest rates hike over the next two years was priced out in May.

STRATEGY OUTLOOK

The strategy is long short dated interest rates futures in all markets with a particular strong exposure to long Eurodollar positions. GS economists expect the Fed to delay raising interest rates until early 2016, beyond the current market pricing. If central banks stay lower for longer, the strategy would benefit from carry and roll down effect. Should there be a significant negative shock in the front end of yield curves, the strategy may lose money.

We will continue to be defensive and stay nimble in light of market volatility while overweighting on good quality high grade credits. The RHB-OSK Focus bond funds will await opportunistically for entry points as well as participate in primary issues with attractive pricing to deploy cash selectively while taking profit on existing holdings.

DISCLAIMER:

As this is a close-ended fund, units are no longer available for sale on the basis of the Prospectus dated 3 September 2012. Investors are advised to read and understand the contents of the Prospectus dated 3 September 2012, which has been registered with Securities Commission who takes no responsibility for its contents, before investing. Amongst others, investors should consider the fees and charges involved. Investors should also note that the price of units and distributions payable, if any, may go down as well as up. Where a distribution is declared, investors are advised that following the issue of additional units/distribution, the NAV per unit will be reduced from cum-distribution NAV to ex-distribution NAV. Any issue of units to which the Prospectus relates will only be made on receipt of a form of application referred to in the Prospectus. For more details, please call 1-800-88-3175 for a copy of the Prospectus or collect one from any of our branches or authorised distributors.

The Manager wishes to highlight the principal risk factors of the funds are credit/ default risk, currency risk, interest rate risk, liquidity risk, market risk, country risk, inflation/purchasing power risk, concentration risk, mismatch risk and YES option risk. These risks and other general risk are elaborated in the Prospectus.

This factsheet is prepared for information purposes only. It does not have regard to the specific investment objectives, financial situation and the particular needs of any specific person who may receive it. Past performance is not necessarily a guide to future performance. Returns may vary from year to year.