

**RHB-OSK FOCUS BOND FUND – SERIES 2 (formerly known as OSK-UOB FOCUS BOND FUND – SERIES 2)**

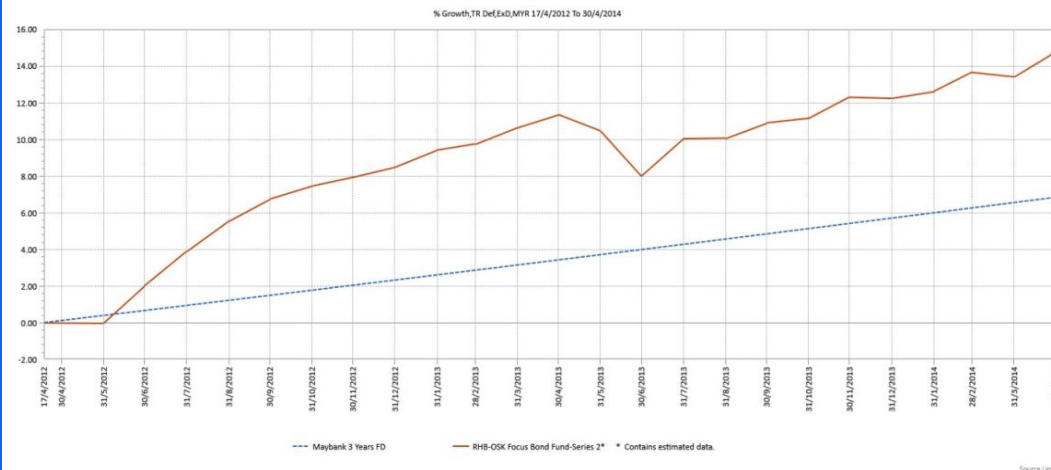
The Fund aims to maximise returns at its maturity date from a concentrated portfolio of global debt instruments.

**INVESTOR PROFILE**
**This Fund Is Suitable For Investors Who:**

- are moderate to conservative;
- seek returns from the income accumulated and/or capital appreciation from a global debt instruments / bonds portfolio; and
- have a medium term (i.e. 3 years) investment horizon.

**INVESTMENT STRATEGY**

- 95% - 100% of NAV: Investments in global debt instruments / bonds.
- Up to 5% of NAV: Investments in liquid assets including money market instruments and deposits with financial institutions.

**FUND PERFORMANCE ANALYSIS**
**Performance Chart Since Launch\***

**Cumulative Performance (%)\***

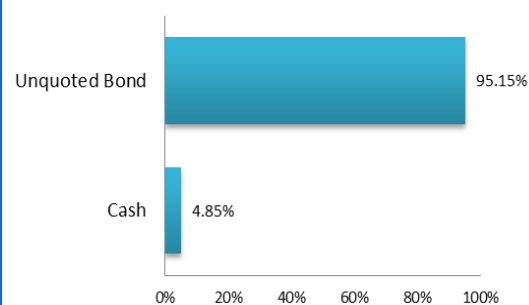
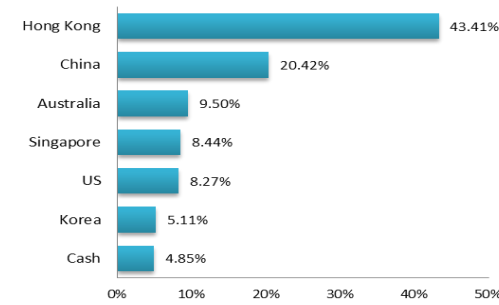
	1 Month	3 Months	6 Months	YTD
Fund	1.19	1.92	3.27	2.25
Benchmark	0.27	0.79	1.62	1.07

	1 Year	Since Launch
Fund	3.08	14.78
Benchmark	3.30	6.83

**Calendar Year Performance (%)\***

	2013
Fund	3.49
Benchmark	3.30

\*Source: Lipper IM

**FUND PORTFOLIO ANALYSIS**
**Sector Allocation\***

**Country Allocation\***

**Top Holdings (%)\***

BAO TRANS-3.75% (12/12/2018)	12.06
GREENLAND HK LTD-4.75% (18/10/2016)	10.62
NATIONAL CAP II-5.486% (29/12/2049)	9.50
FAR EAST HORIZON -4.62% (06/03/17)	9.36
NOBLE GROUP LTD-4.875% (5/8/2015)	8.44

\*As percentage of NAV

**FUND DETAILS**

<b>Investment Manager</b>	RHB Asset Management Sdn. Bhd.(formerly known as RHB Investment Management Sdn. Bhd.)
<b>Trustee</b>	HSBC (Malaysia) Trustee Bhd
<b>Fund Category</b>	Bond Fund (Closed Ended)
<b>Fund Type</b>	Income Fund
<b>Launch Date</b>	22 February 2012
<b>Maturity Date</b>	17 April 2015
<b>Unit NAV</b>	RM1.0935
<b>Fund Size (million)</b>	RM70.32
<b>Units In Circulation (million)</b>	67.71
<b>Financial Year End</b>	30 April
<b>MER (as at 30 Apr 2013)</b>	1.74%
<b>Min. Initial Investment</b>	RM1,000.00
<b>Min. Additional Investment</b>	RM1,000.00
<b>Benchmark</b>	3-years FD rate by Malayan Banking Bhd
<b>Sales Charge</b>	Up to 3.00% of investment amount
<b>Redemption Charge</b>	< 3 years 1.00% Maturity Nil
<b>Annual Management Fee</b>	None
<b>Annual Trustee Fee</b>	0.08% p.a. of NAV, subject to a minimum of RM18,000 p.a.*
<b>Switching Fee</b>	Not available
<b>Distribution Policy</b>	Annually, if any

\*For the purpose of computing the annual trustee fee, the NAV of the Fund is exclusive of the trustee fee for the relevant day.

**FUND STATISTICS**
**Historical NAV (RM)**

	1 Month	12 Months	Since Launch
High	1.0935	1.0935	1.1103
Low	1.0432	1.0290	0.9957

Source: Lipper IM

**Historical Distributions (Last 1 Years) (Net)**

	Distribution (sen)	Yield (%)
25 Apr 2014	5.1500	5.15
26 Apr 2013	5.1500	5.15

Source: RHB Asset Management Sdn. Bhd. (formerly known as RHB Investment Management Sdn Bhd)

**RHB-OSK FOCUS BOND FUND – SERIES 2 (formerly known as OSK-UOB FOCUS BOND FUND – SERIES 2)**

The Fund aims to maximise returns at its maturity date from a concentrated portfolio of global debt instruments.

**MANAGER'S COMMENTS**

**MARKET REVIEW**

The Asian credit market continued to rally over the past one month as the new Fed Chairman, Janet Yellen, assured the market that interest rates are unlikely to be hiked in the near term. Asia credit spreads tightened by another 6.25 bps after having tightened by 22.7 bps in the previous period. 10-year UST yield fell 9 bps during the 7 March to 7 April period to 2.70% on 7 April. The JACI total return index (including accrued interest and in USD terms) gained 0.63% during the 7 March to 7 April period from 1.55% in the previous period.

The FOMC kept their forward guidance language unchanged, and continued to taper by \$10 bn at their April meeting. This latter action brings the purchase pace for May and June down to \$45 bn (\$25 Treasuries, \$20 bn MBS) — nearly half the initial pace for QE3. It will take a high hurdle to deviate from tapering by \$10 bn at each meeting. For now, the Committee looked through the weak 1Q data as weather distorted, noting more confidently that “activity has picked up recently.”

General market sentiment continues to be supported by expectation of modest economic growth and low rates. In our view, current pricing leaves little room for disappointments, with potential shock factors lurking in geopolitics.

**STRATEGY**

We will continue to be defensive and stay nimble in light of market volatility while overweighting on good quality high grade credits. The RHB-OSK Focus bond funds will await opportunistically for entry points as well as participate in primary issues with attractive pricing to deploy cash selectively while taking profit on existing holdings.

**DISCLAIMER:**

As this is a close-ended fund, units are no longer available for sale on the basis of the Prospectus dated 22 February 2012. Investors are advised to read and understand the contents of the Prospectus dated 22 February 2012, which has been registered with Securities Commission who takes no responsibility for its contents, before investing. Amongst others, investors should consider the fees and charges involved. Investors should also note that the price of units and distributions payable, if any, may go down as well as up. Where a distribution is declared, investors are advised that following the issue of additional units/distribution, the NAV per unit will be reduced from cum-distribution NAV to ex-distribution NAV. Any issue of units to which the Prospectus relates will only be made on receipt of a form of application referred to in the Prospectus. For more details, please call 1-800-88-3175 for a copy of the Prospectus or collect one from any of our branches or authorised distributors.

The Manager wishes to highlight the principal risk factors of the funds are credit/default risk, currency risk, interest rate risk, liquidity risk, market risk, country risk, inflation/purchasing power risk, concentration risk and fixed duration risk. These risks and other general risk are elaborated in the Prospectus.

This factsheet is prepared for information purposes only. It does not have regard to the specific investment objectives, financial situation and the particular needs of any specific person who may receive it. Past performance is not necessarily a guide to future performance. Returns may vary from year to year.