

RHB-OSK GLOBAL FORTUNE FUND (formerly known as RHB GLOBAL FORTUNE FUND)

This Fund aims to provide total return from dividend income, option premiums and capital appreciation, sustainable distributions and typically lower portfolio volatility compared to a normal equity investment.

INVESTOR PROFILE

This Fund is suitable for Investors who:

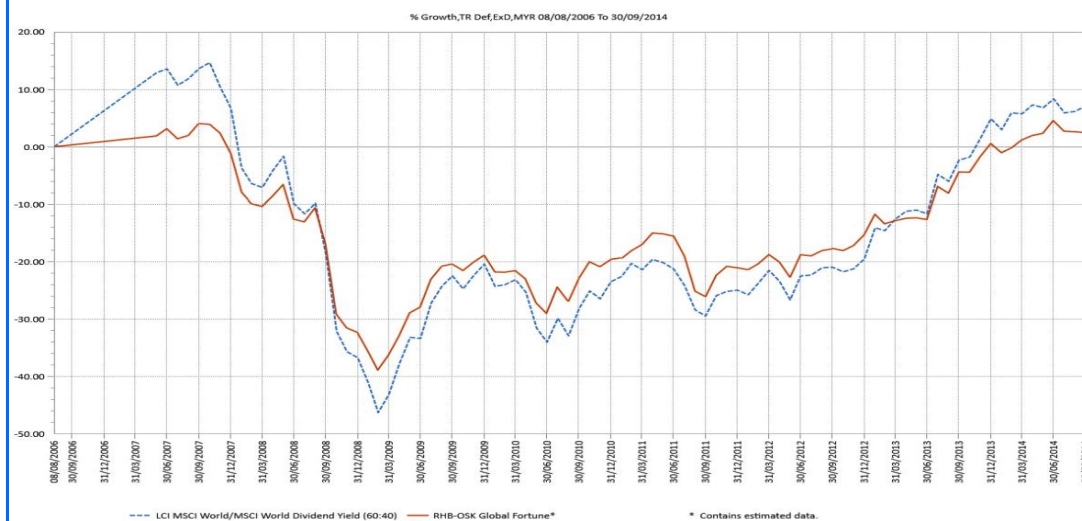
- have moderate risk profile.

INVESTMENT STRATEGY

- At least 95% of NAV: Investments in a target fund i.e. the Allianz Global High Payout Fund.
- Up to 5% of NAV: Investments in liquid assets to provide for liquidity purpose.

FUND PERFORMANCE ANALYSIS

Performance Chart Since Launch*



Cumulative Performance (%)*

	1 Month	3 Months	6 Months	YTD
Fund	-0.15	-1.99	1.28	1.93
Benchmark	0.89	-1.13	1.28	2.13

	1 Year	3 Years	5 Years	Since Launch
Fund	7.22	38.68	28.78	2.48
Benchmark	9.66	51.85	38.19	7.12

Calendar Year Performance (%)*

	2013	2012	2011	2010	2009
Fund	18.77	7.17	-1.70	-0.96	19.79
Benchmark	23.67	5.28	0.46	-4.07	16.41

*Source: Lipper IM

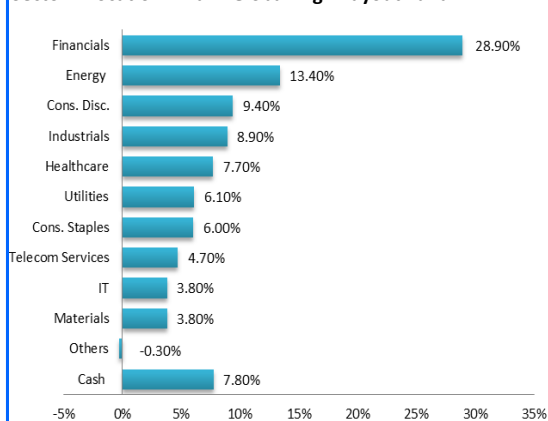
FUND DETAILS

Investment Manager	RHB Asset Management Sdn. Bhd. (formerly known as RHB Investment Management Sdn Bhd)
Trustee	HSBC (Malaysia) Trustee Bhd
Fund Category	Feeder Fund
Fund Type	Income Fund
Launch Date	08 August 2006
Unit NAV	RM0.4127
Fund Size (million)	RM10.11
Units In Circulation (million)	24.49
Financial Year End	28 or 29 February
MER (as at 28 Feb 2014)	0.40%
Min. Initial Investment	RM1,000.00
Min. Additional Investment	RM100.00
Benchmark	60% MSCI World + 40% Dividend Yield (MSCI World)
Sales Charge	Up to 5.25% of NAV per unit
Redemption Charge	None
Annual Management Fee	Up to 1.85% p.a. of NAV*
Annual Trustee Fee	0.06% p.a. of NAV*
Switching Fee	RM25.00 per switch
Redemption Period	Within 10 days after receipt of the request to repurchase
Cooling-Off Period	Within 6 business days from the date of receipt of application
Distribution Policy	Semi annually, if any

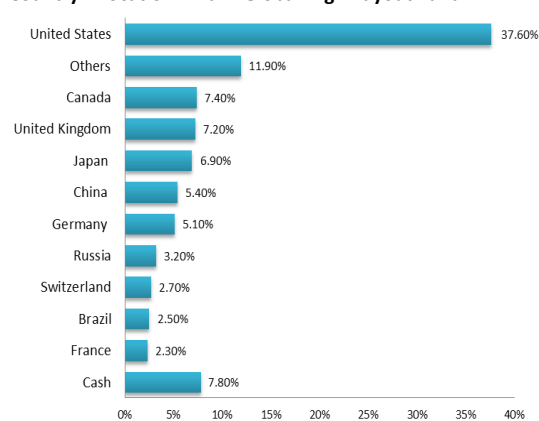
*For the purpose of computing the annual management fee and annual trustee fee, the NAV of the Fund is exclusive of the management fee and trustee fee for the relevant day.

FUND PORTFOLIO ANALYSIS

Sector Allocation Allianz Global High Payout Fund*



Country Allocation Allianz Global High Payout Fund*



Top Holdings (%)*

JOHNSON & JOHNSON	2.60
BP PLC	2.10
AT&T INC	1.80
CONCOPHILLIPS	1.70
LYONDELLBASELL INDU-CLA	1.50

*As percentage of NAV

*Exposure in Allianz Global High Payout Fund - 97.95%

FUND STATISTICS

Historical NAV (RM)

	1 Month	12 Months	Since Launch
High	0.4193	0.4211	0.4887
Low	0.4127	0.3742	0.2426

Source: Lipper IM

Historical Distributions (Last 5 Years) (Net)

Distribution (sen)	
28 Feb 2014	-
28 Feb 2013	-
29 Feb 2012	-
28 Feb 2011	-
15 Mar 2010	0.6000

Source: RHB Asset Management Sdn. Bhd. (Formerly known as RHB Investment Management Sdn. Bhd.)

RHB-OSK GLOBAL FORTUNE FUND (formerly known as RHB GLOBAL FORTUNE FUND)

This Fund aims to provide total return from dividend income, option premiums and capital appreciation, sustainable distributions and typically lower portfolio volatility compared to a normal equity investment.

MANAGER'S COMMENTS

MARKET REVIEW & OUTLOOK

Global equity markets trended lower after reaching new highs in the months before. While no equity market could post a positive return (in USD) in September 2014, the US markets out-performed the rest of the world mainly due to a rallying US dollar.

Geopolitical tensions in Eastern Europe and the Middle East are still very present. Financial markets are not impressed as the volatility level is still very low and oil is still trending lower. Leading indicators have peaked and found a plateau, indicating that the momentum of the global recovery is weakening, i.e. the global recovery is still playing out albeit with less speed. While the continental European economies seem to be in need of policy help and the European Central Bank (ECB) has made very clear that the central banks are ready to do more if necessary to support the economy. At least in the US and UK, interest rate hikes are on the horizon, indicating more self-sustained recoveries are underway

DISCLAIMER:

Based on the fund's portfolio returns as at 15 September 2014, the Volatility Factor (VF) for this fund is 7.6 and is classified as "Moderate". (source: Lipper) "Moderate" includes funds with VF that are above 7.9 but not more than 10.6 (source: Lipper). The VF means there is a possibility for the fund in generating an upside return or downside return around this VF. The Volatility Class (VC) is assigned by Lipper based on quintile ranks of VF for qualified funds. VF is subject to monthly revision and VC will be revised every six months. The fund's portfolio may have changed since this date and there is no guarantee that the fund will continue to have the same VF or VC in the future. Presently, only funds launched in the market for at least 36 months will display the VF and its VC. The VC referred to was dated 30 June 2014 which is calculated once every six months and is valid until its next calculation date, i.e. 31 December 2014.

A Product Highlights Sheet ("PHS") highlighting the key features and risks of the Fund is available and investors have the right to request for a PHS. Investors are advised to obtain, read and understand the PHS and the contents of the Master Prospectus dated 9 September 2014 and its supplementary(ies) (if any) ("the Master Prospectus") before investing. The Master Prospectus has been registered with the Securities Commission Malaysia who takes no responsibility for its contents. Amongst others, investors should consider the fees and charges involved. Investors should also note that the price of units and distributions payable, if any, may go down as well as up. Where a distribution is declared, investors are advised that following the issue of additional units/distribution, the NAV per unit will be reduced from cum-distribution NAV to ex-distribution NAV. Any issue of units to which the Master Prospectus relates will only be made on receipt of a form of application referred to in the Master Prospectus. For more details, please call 1-800-88-3175 for a copy of the PHS and the Master Prospectus or collect one from any of our branches or authorised distributors.

The Manager wishes to highlight the specific risks of the Fund are interest rate risk, general market risk, stock and issuer risk, currency risk and country & transfer risk, fund manager risk and regulatory risk. These risks and other general risks are elaborated in the Master Prospectus.

This factsheet is prepared for information purposes only. It does not have regard to the specific investment objectives, financial situation and the particular needs of any specific person who may receive it. Past performance is not necessarily a guide to future performance. Returns may vary from year to year.