

RHB-OSK INCOME FUND 2

This Fund aims to provide investors with higher than average income returns compared to fixed deposits over the medium to long term period through investments in a portfolio of predominantly quality fixed income securities with minimum risk to capital invested.

INVESTOR PROFILE

This Fund Is Suitable For Investors Who:

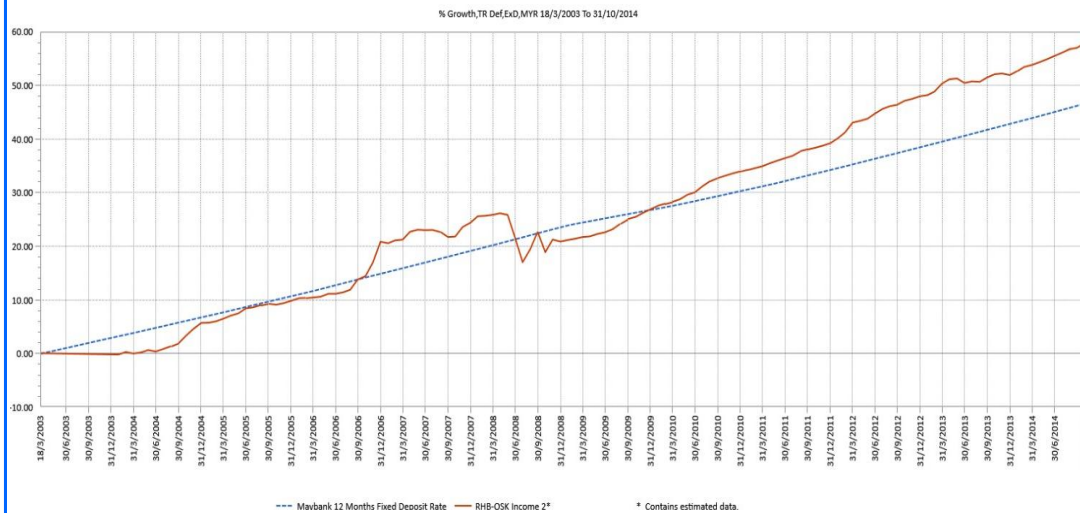
- are conservative;
- seek a steady income stream from their investments; and
- have a low to moderate risk tolerance with a medium to long term investment horizon.

INVESTMENT STRATEGY

- The Fund seeks to achieve its objective by investing substantially all of its assets in fixed income securities, money market instruments, cash and deposits with financial institutions.

FUND PERFORMANCE ANALYSIS

Performance Chart Since Launch*



Cumulative Performance (%)*

	1 Month	3 Months	6 Months	YTD
Fund	0.52	1.09	2.25	3.87
Benchmark	0.28	0.82	1.61	2.65

	1 Year	3 Years	5 Years	Since Launch
Fund	3.77	14.05	25.84	57.83
Benchmark	3.17	9.77	16.07	46.60

Calendar Year Performance (%)*

	2013	2012	2011	2010	2009
Fund	2.67	6.30	3.93	5.59	4.90
Benchmark	3.15	3.15	3.05	2.77	2.54

*Source: Lipper IM

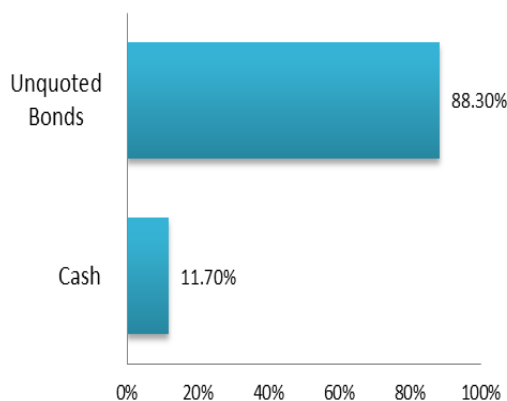
FUND DETAILS

Investment Manager	RHB Asset Management Sdn. Bhd.
Trustee	HSBC (Malaysia) Trustee Bhd
Fund Category	Bond Fund
Fund Type	Income Fund
Launch Date	26 February 2003
Unit NAV	RM1.3638
Fund Size (million)	RM54.23
Units In Circulation (million)	39.76
Financial Year End	31 March
MER (as at 31 Mar 2014)	1.06%
Min. Initial Investment	RM1,000.00
Min. Additional Investment	RM1,000.00
Benchmark	12-month FD rate by Maybank Bhd
Sales Charge	None
Redemption Charge	None
Annual Management Fee	1.00% p.a. of NAV*
Annual Trustee Fee	Up to 0.07% p.a. of NAV*
Switching Fee	RM25.00 per switch
Redemption Period	Within 10 days after receipt of the request to repurchase
Cooling-Off Period	Within 6 business days from the date of receipt of application
Distribution Policy	Annually, if any

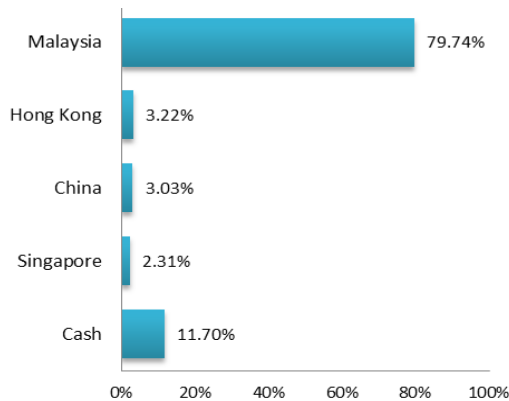
*For the purpose of computing the annual management fee and annual trustee fee, the NAV of the Fund is exclusive of the management fee and trustee fee for the relevant day.

FUND PORTFOLIO ANALYSIS

Sector Allocation*



Country Allocation*



Top Holdings (%)*

PTPNMK 4.53 -(27/08/2026)	16.96
WESTSTAR CAPITAL-4.9%(30/11/2017)	7.44
GOLDEN ASSETS INT-4.35%(17/11/2017)	7.29
BGSM MGMT SDN BHD-5.65%(26/12/2014)	4.99
PROMINIC BHD-5.05%(05/05/2061)	4.63

*As percentage of NAV

FUND STATISTICS

Historical NAV (RM)

	1 Month	12 Months	Since Launch
High	1.3638	1.3733	1.4155
Low	1.3564	1.3288	0.9812

Source: Lipper IM

Historical Distributions (Last 5 Years) (Net)

	Distribution (sen)	Yield (%)
31 Mar 2014	4.5000	3.32
31 Mar 2013	6.0000	4.36
31 Mar 2012	7.0620	5.12
31 Mar 2011	-	-
31 Mar 2010	-	-

Source: RHB Asset Management Sdn. Bhd.

RHB-OSK INCOME FUND 2

This Fund aims to provide investors with higher than average income returns compared to fixed deposits over the medium to long term period through investments in a portfolio of predominantly quality fixed income securities with minimum risk to capital invested.

MANAGER'S COMMENTS

MARKET REVIEW

Ringgit government bond continues to trend tighter as market believes Bank Negara's tightening cycle has ended. In the IMF annual meeting early October, Bank Negara's governor - Tan Sri Dato Sri Dr. Zeti - was quoted saying Malaysia still needs accommodative interest rate policy to support the country's growth. As a result, the local government bond market bullish flattened with long-end yields compressed more than short-end yields. At close, the 3-, 5-, 7-, 10-, 15-, 20- and 30-year Malaysia Government Securities ("MGS") were traded at 3.50% (September: 3.47%), 3.63% (3.67%), 3.77% (3.80%), 3.83% (3.89%), 4.15% (4.21%), 4.25% (4.31%) and 4.63% (4.71%) respectively. Likewise, Government Investment Issues ("GII") mirrors the performance of MGS with bullish flattening trend. The 3-, 5-, 7-, 10-, 15-year and 20-year benchmark yields transacted at 3.67% (September: 3.66%), 3.80% (3.80%), 4.00% (4.00%), 4.12% (4.14%), 4.39% (4.42%) and 4.57% (4.62%) respectively.

The 2 auctions in October – reopening of 15-year MGS (MGS 04/30, RM2.5bil, average yield 4.100%) and reopening of 3-year GII (GII 11/17, RM3.5bil, 3.655%) received moderate bid-to-cover ratio of 1.73x and 2.13x respectively. YTD, total govovies auction improved to 2.25x compared to 1.96x in 2013.

On the domestic economic front, August trade surplus expanded less than expectation as imports outpaced exports. August exports rose by 1.70% YoY (July: 0.8% YoY) while imports surge 7.6% YoY (July: -0.7% YoY). Sequential expansion was seen in exports to US (August: 3.1% MoM, Jul: -3.6% MoM) but exports to EU fell (August: -0.60% MoM, July: 11.00% MoM). Slower domestic activities in China led to sequential fall in exports (August: -4.80% MoM, July: -0.80% MoM). August IP surprises on the upside, reported at 6.50% YoY growth (July: 0.60% YoY), above consensus of 5.10%. Rebound in August's growth can be partially attributed to strong manufacturing, electricity and mining results. The Budget 2015 announced in October further emphasized on meeting fiscal deficit target in 2014 (3.50% of GDP) and 2015 (3.00% of GDP), by gradually removing fuel subsidy as well as implementation of Goods and Services Tax ("GST") in April 2015. During the IMF annual meeting in Washington, BNM Governor Dr. Zeti comments were dovish, nothing that risks to global growth have increased and domestic growth will moderate closer to 5.00% in 2015 due to some moderation in consumption. While implementation of GST will likely to increase inflation in the short term, BNM still sees long term inflation trend of 3.00% as achievable. Both her comment as well as the temporary fall in September CPI to 2.60% YoY (August: 3.30% YoY) reinforces the rate hike pause in November. The last BNM Monetary Policy Committee meeting for the year is scheduled on 6th November.

DISCLAIMER:

Based on the fund's portfolio returns as at 15 October 2014, the Volatility Factor (VF) for this fund is 1.1 and is classified as "Very Low". (source: Lipper) "Very Low" includes funds with VF that are not more than 1.1 (source: Lipper). The VF means there is a possibility for the fund in generating an upside return or downside return around this VF. The Volatility Class (VC) is assigned by Lipper based on quintile ranks of VF for qualified funds. VF is subject to monthly revision and VC will be revised every six months. The fund's portfolio may have changed since this date and there is no guarantee that the fund will continue to have the same VF or VC in the future. Presently, only funds launched in the market for at least 36 months will display the VF and its VC. The VC referred to was dated 30 June 2014 which is calculated once every six months and is valid until its next calculation date, i.e. 31 December 2014.

A Product Highlights Sheet ("PHS") highlighting the key features and risks of the Fund is available and investors have the right to request for a PHS. Investors are advised to obtain, read and understand the PHS and the contents of the Master Prospectus dated 26 October and its supplementary(ies) (if any) ("the Master Prospectus") before investing. The Master Prospectus has been registered with the Securities Commission Malaysia who takes no responsibility for its contents. Amongst others, investors should consider the fees and charges involved. Investors should also note that the price of units and distributions payable, if any, may go down as well as up. Where a distribution is declared, investors are advised that following the issue of additional units/distribution, the NAV per unit will be reduced from cum-distribution NAV to ex-distribution NAV. Any issue of units to which the Master Prospectus relates will only be made on receipt of a form of application referred to in the Master Prospectus. For more details, please call 1-800-88-3175 for a copy of the PHS and the Master Prospectus or collect one from any of our branches or authorised distributors.

The Manager wishes to highlight the specific risks of the Fund are higher level of risk than a portfolio diversifying its holdings across several asset classes, interest rate fluctuations, creditworthiness of the debt issuers, liquidity risk and risk of inflation. These risks and other general risks are elaborated in the Master Prospectus.

This factsheet is prepared for information purposes only. It does not have regard to the specific investment objectives, financial situation and the particular needs of any specific person who may receive it. Past performance is not necessarily a guide to future performance. Returns may vary from year to year.