

RHB-OSK INCOME FUND 2 (formerly known as OSK-UOB INCOME FUND)

This Fund aims to provide investors with higher than average income returns compared to fixed deposits over the medium to long term period through investments in a portfolio of predominantly quality fixed income securities with minimum risk to capital invested.

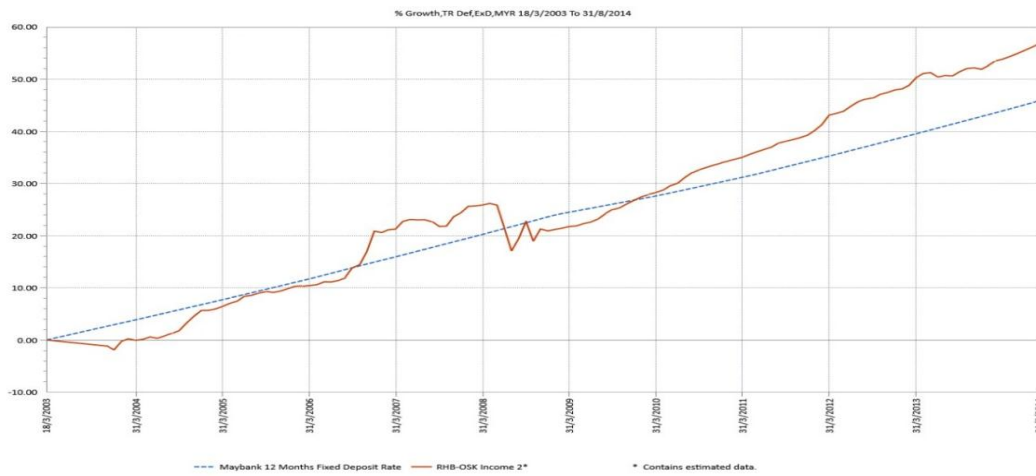
INVESTOR PROFILE

This Fund Is Suitable For Investors Who:

- are conservative;
- seek a steady income stream from their investments; and
- have a low to moderate risk tolerance with a medium to long term investment horizon.

FUND PERFORMANCE ANALYSIS

Performance Chart Since Launch*



Cumulative Performance (%)*

	1 Month	3 Months	6 Months	YTD
Fund	0.42	1.20	2.14	3.18
Benchmark	0.27	0.80	1.59	2.10

	1 Year	3 Years	5 Years	Since Launch
Fund	4.05	13.84	26.21	56.78
Benchmark	3.15	9.76	15.93	45.82

Calendar Year Performance (%)*

	2013	2012	2011	2010	2009
Fund	2.67	6.30	3.93	5.59	4.90
Benchmark	3.15	3.15	3.05	2.77	2.54

*Source: Lipper IM

INVESTMENT STRATEGY

- The Fund seeks to achieve its objective by investing substantially all of its assets in fixed income securities, money market instruments, cash and deposits with financial institutions.

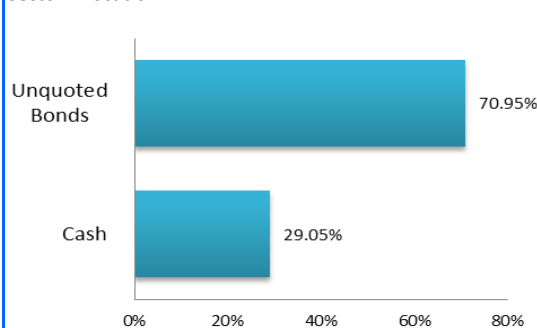
FUND DETAILS

Investment Manager	RHB Asset Management Sdn. Bhd. (formerly known as RHB Investment Management Sdn. Bhd.)
Trustee	HSBC (Malaysia) Trustee Bhd
Fund Category	Bond Fund
Fund Type	Income Fund
Launch Date	26 February 2003
Unit NAV	RM1.3550
Fund Size (million)	RM53.45
Units In Circulation (million)	39.45
Financial Year End	31 March
MER (as at 31 Mar 2014)	1.06%
Min. Initial Investment	RM1,000.00
Min. Additional Investment	RM1,000.00
Benchmark	12-month FD rate by Maybank Bhd
Sales Charge	None
Redemption Charge	None
Annual Management Fee	1.00% p.a. of NAV*
Annual Trustee Fee	Up to 0.07% p.a. of NAV*
Switching Fee	RM25.00 per switch
Redemption Period	Within 10 days after receipt the request to repurchase
Cooling-Off Period	Within 6 business days from the date of receipt of application
Distribution Policy	Annually, if any

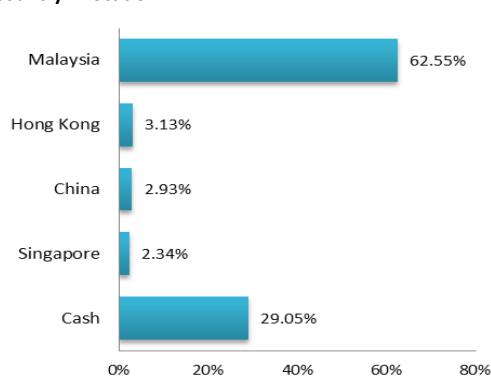
*For the purpose of computing the annual management fee and annual trustee fee, the NAV of the Fund is exclusive of the management fee and trustee fee for the relevant day.

FUND PORTFOLIO ANALYSIS

Sector Allocation*



Country Allocation*



Top Holdings (%)*

PTPNMK 4.53 -(27/08/2026)	17.24
WESTSTAR CAPITAL-4.9%(30/11/2017)	7.51
GOLDEN ASSETS INT-4.35%(17/11/2017)	7.38
CIMB BK BHD SUBDEBT-4.30%(23/12/20)	4.68
KONSORTIUM PROHAWK (28/12/2032)	3.64

*As percentage of NAV

FUND STATISTICS

Historical NAV (RM)

	1 Month	12 Months	Since Launch
High	1.3547	1.3733	1.4155
Low	1.3491	1.3288	0.9812

Source: Lipper IM

Historical Distributions (Last 5 Years) (Net)

	Distribution (sen)	Yield (%)
31 Mar 2014	4.5000	3.32
31 Mar 2013	6.0000	4.36
31 Mar 2012	7.0620	5.12
31 Mar 2011	-	-
31 Mar 2010	-	-

Source: RHB Asset Management Sdn. Bhd. (formerly known as RHB Investment Management Sdn. Bhd.)

RHB-OSK INCOME FUND 2 (formerly known as OSK-UOB INCOME FUND)

This Fund aims to provide investors with higher than average income returns compared to fixed deposits over the medium to long term period through investments in a portfolio of predominantly quality fixed income securities with minimum risk to capital invested.

MANAGER'S COMMENTS

Investors took profit on the local bond market ahead of the next Monetary Policy Committee ("MPC") meeting on 18th September. As a result, the benchmark yields moved slightly higher compared to end-July levels. At close, the 3-, 5-, 7-, 10-, 15-, 20- and 30-year MGS were traded at 3.50% (July: 3.47%), 3.68% (3.66%), 3.81% (3.75%), 3.91% (3.89%), 4.21% (4.21%), 4.30% (4.29%) and 4.64% (4.64%) respectively. On the other hand, performance of the Government Investment Issues ("GII") were rather range bound with the 3-, 5-, 7-, 10-, 15-year and 20-year benchmark yields transacted at 3.61% (July: 3.60%), 3.79% (3.78%), 4.00% (4.01%), 4.14% (4.14%), 4.39% (4.40%) and 4.61% (4.58%) respectively.

The 3 auctions in August – reopening of 7-year MGS (MGS 09/21, RM3.5bil, average yield 3.803%), reopening of 10-year SPK (SPK 02/24, RM1.0bil, 4.268%) and reopening of 10-year GII (GII 05/24, RM3bil, 4.140%) received moderate to strong bid-to-cover ratio of 2.00x and 5.59x and 2.60x respectively.

On the domestic economic front, June trade surplus narrowed as exports slowed more than imports. The slowdown in exports was due to sequential pullback in most major markets such as US, Europe, Japan and China. Jun exports rose 7.9% YoY (May: 16.2% YoY, consensus: 15% YoY) while imports slowed to 9.2% YoY (May: 11.8% YoY, consensus: 12.8% YoY). As a result, trade surplus narrowed more sharply than expected to RM3.79bil (May: 5.65bil) and Current Account surplus narrowed to 6.1% of GDP in 2Q2014 from 7.7% in 1Q2014. IP rose again in June to 7.0% YoY (May: 5.9% YoY, consensus: 5.0% YoY). The seasonally adjusted 2Q2014 headline IP was 4.1% above 1Q2014 average, signaling that 2Q2014 GDP growth could be higher than 1Q2014. Indeed, the 2Q2014 GDP numbers released on 15th August saw the country's growth picked up to 6.4% YoY (1Q2014: 6.2% YoY), mainly led by widening of the net exports and pick up in private investments. CPI was contained in July as the growth was lower than expectation. CPI grew by 3.2% YoY in July (June: 3.3%, consensus: 3.3%), moderately lower than the Overnight Policy Rate ("OPR") that was revised to 3.25% in July. Currently, the market is split between a call to increase interest rate at 0.25% by end of this year and early-2015.

DISCLAIMER:

Based on the fund's portfolio returns as at 15 August 2014, the Volatility Factor (VF) for this fund is 1.1 and is classified as "Very Low". (source: Lipper) "Very Low" includes funds with VF that are not more than 1.1 (source: Lipper). The VF means there is a possibility for the fund in generating an upside return or downside return around this VF. The Volatility Class (VC) is assigned by Lipper based on quintile ranks of VF for qualified funds. VF is subject to monthly revision and VC will be revised every six months. The fund's portfolio may have changed since this date and there is no guarantee that the fund will continue to have the same VF or VC in the future. Presently, only funds launched in the market for at least 36 months will display the VF and its VC. The VC referred to was dated 30 June 2014 which is calculated once every six months and is valid until its next calculation date, i.e. 31 December 2014.

A Product Highlights Sheet ("PHS") highlighting the key features and risks of the Fund is available and investors have the right to request for a PHS. Investors are advised to obtain, read and understand the PHS and the contents of the Master Prospectus dated 1 December 2013 and its supplementary(ies) (if any) ("the Master Prospectus") before investing. The Master Prospectus has been registered with the Securities Commission Malaysia who takes no responsibility for its contents. Amongst others, investors should consider the fees and charges involved. Investors should also note that the price of units and distributions payable, if any, may go down as well as up. Where a distribution is declared, investors are advised that following the issue of additional units/distribution, the NAV per unit will be reduced from cum-distribution NAV to ex-distribution NAV. Any issue of units to which the Master Prospectus relates will only be made on receipt of a form of application referred to in the Master Prospectus. For more details, please call 1-800-88-3175 for a copy of the PHS and the Master Prospectus or collect one from any of our branches or authorised distributors.

The Manager wishes to highlight the specific risks of the Fund are higher level of risk than a portfolio diversifying its holdings across several asset classes, interest rate fluctuations, creditworthiness of the debt issuers, liquidity risk and risk of inflation. These risks and other general risks are elaborated in the Master Prospectus.

This factsheet is prepared for information purposes only. It does not have regard to the specific investment objectives, financial situation and the particular needs of any specific person who may receive it. Past performance is not necessarily a guide to future performance. Returns may vary from year to year.