

RHB-OSK KIDSAVE TRUST (formerly known as OSK-UOB KIDSAVE TRUST)

This Fund aims to maximise total returns through a combination of long term growth of capital and current income consistent with the preservation of capital.

INVESTOR PROFILE

This Fund Is Suitable For Investors Who:

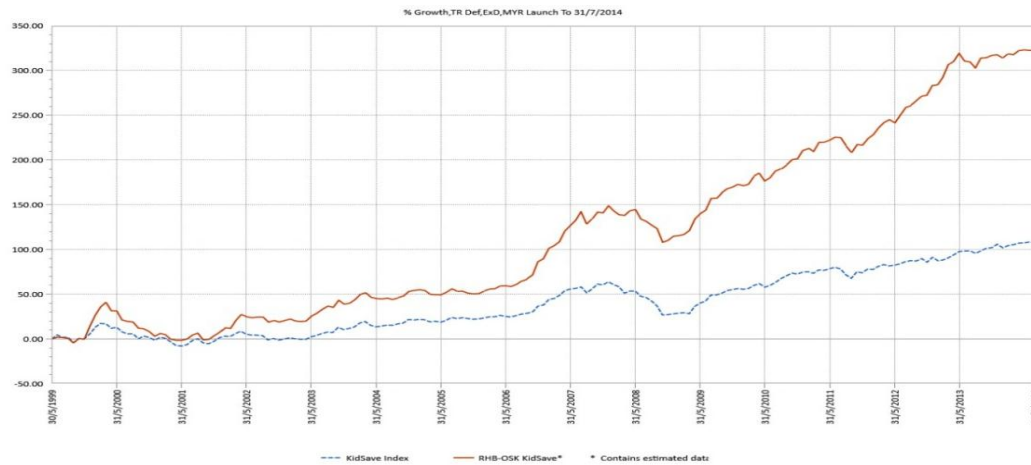
- are willing to accept moderate risk in their investments in order to achieve long term capital growth and income.

INVESTMENT STRATEGY

- 40% - 60% of NAV: Investments in equities.
- 40% - 60% of NAV: Investments in fixed income securities, money market instruments, cash and deposits with financial institutions.

FUND PERFORMANCE ANALYSIS

Performance Chart Since Launch*



Cumulative Performance (%)*

	1 Month	3 Months	6 Months	YTD
Fund	0.05	0.13	2.02	1.13
Benchmark	-0.24	0.35	2.93	0.93

	1 Year	3 Years	5 Years	Since Launch
Fund	3.12	30.00	64.51	322.63
Benchmark	4.72	16.56	39.32	108.00

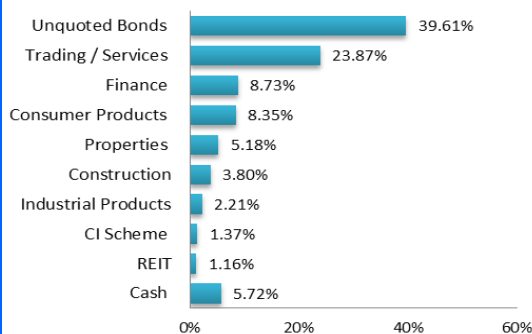
Calendar Year Performance (%)*

	2013	2012	2011	2010	2009
Fund	9.09	18.11	4.26	13.86	27.25
Benchmark	7.62	6.85	2.07	11.11	23.68

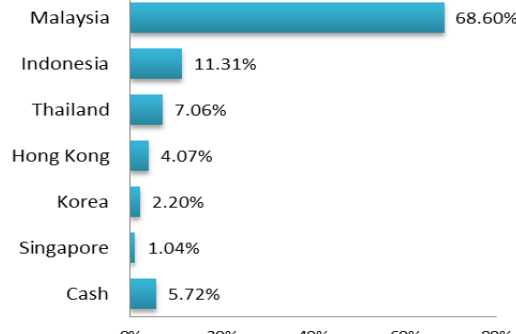
*Source: Lipper IM

FUND PORTFOLIO ANALYSIS

Sector Allocation*



Country Allocation*



Top Holdings (%)*

MALAYAN BANKING BHD	5.56
EASTERN & ORIENTAL BHD	3.50
MALAYSIA AIRPORTS HOLDINGS BHD	3.15
SABAH DEVELOPMENT BK-4.15%(27/5/16)	3.03
PROMINIC BHD-5.05%(05/05/2061)	2.87

*As percentage of NAV

FUND STATISTICS

Historical NAV (RM)

	1 Month	12 Months	Since Launch
High	0.5586	0.5940	0.7191
Low	0.5509	0.5509	0.4141

Source: Lipper IM

Historical Distributions (Last 5 Years) (Net)

	Distribution (sen)	Yield (%)
24 Jun 2014	0.7040	1.26
31 Mar 2014	1.2000	2.14
26 Sep 2013	2.9000	4.94
31 Mar 2013	5.7770	9.90
31 Mar 2012	3.3600	6.08
31 Mar 2011	3.9858	7.24
31 Mar 2010	1.8406	3.50

Source: RHB Asset Management Sdn Bhd (formerly known as RHB Investment Management Sdn Bhd)

RHB-OSK KIDSAVE TRUST (formerly known as OSK-UOB KIDSAVE TRUST)

This Fund aims to maximise total returns through a combination of long term growth of capital and current income consistent with the preservation of capital.

MANAGER'S COMMENTS

WHY KIDSAVE TRUST?

- Flexibility to shift between equities and fixed income depending on market conditions
- Flexibility to invest between Malaysia and regional markets to capture the best opportunities
- Award winning fund with strong track record

MARKET REVIEW

In July, escalation of tension in Ukraine has led to downing of MAS flight MH17 by rebel militias which caused 298 casualties. Financial markets exhibit increase volatility as investors build in higher political risk premium amid on-going regional geo-political tension. FBM KLCI eased marginally, -0.6% mom to 1871pt while YTD still recorded flattish return, +0.24%. In the meantime, Small Cap Index remained robust and buoyant, outperform in July, +6.33% and +21.49% YTD, KLCI Fledgling Index +4.71% mom and +26.78% YTD. The KLCI lacklustre trend underperformed ASEAN regional markets but outperformed some of the North Asia peers. Within Asia region, India, Vietnam and Indonesia were best performers, advanced circa +23%, +18% and 17% YTD respectively while Japan Nikkei 225 was worst performers, fell circa 4% YTD. Market sentiment and investors expectation turned cautious on the back of Ukraine crisis and potential US-EU led sanctions on Russia.

On regional front, latest China official manufacturing PMI came in improve to 51.7 in July vs 51 in June, a 27-month high PMI reading, outpaced estimate of 51.4. In the meantime, the non-manufacturing PMI recorded a drop from 55 in June to 54.2 in July.

FUND REVIEW

Kidsave's NAV/unit increased by 0.1%, outperforming its benchmark's (50% KLCI + 50% 12-month KLIBOR) loss of 0.24%. In the month of July, the fund has taken proactive steps to re-allocate the country exposure to be more ASEAN-centric, with particular tilt towards Indonesia and Thailand

DISCLAIMER:

Based on the fund's portfolio returns as at 15 July 2014, the Volatility Factor (VF) for this fund is 5.5 and is classified as "Low". (source: Lipper) "Low" includes funds with VF that are above 1.1 but not more than 7.9 (source: Lipper). The VF means there is a possibility for the fund in generating an upside return or downside return around this VF. The Volatility Class (VC) is assigned by Lipper based on quintile ranks of VF for qualified funds. VF is subject to monthly revision and VC will be revised every six months. The fund's portfolio may have changed since this date and there is no guarantee that the fund will continue to have the same VF or VC in the future. Presently, only funds launched in the market for at least 36 months will display the VF and its VC. The VC referred to was dated 30 June 2014 which is calculated once every six months and is valid until its next calculation date, i.e. 31 December 2014.

A Product Highlights Sheet ("PHS") highlighting the key features and risks of the Fund is available and investors have the right to request for a PHS. Investors are advised to obtain, read and understand the PHS and the contents of the Master Prospectus dated 1 December 2013 and its supplementary(ies) (if any) ("the Master Prospectus") before investing. The Master Prospectus has been registered with the Securities Commission Malaysia who takes no responsibility for its contents. Amongst others, investors should consider the fees and charges involved. Investors should also note that the price of units and distributions payable, if any, may go down as well as up. Where a distribution is declared, investors are advised that following the issue of additional units/distribution, the NAV per unit will be reduced from cum-distribution NAV to ex-distribution NAV. Any issue of units to which the Master Prospectus relates will only be made on receipt of a form of application referred to in the Master Prospectus. For more details, please call 1-800-88-3175 for a copy of the PHS and the Master Prospectus or collect one from any of our branches or authorised distributors.

The Manager wishes to highlight the specific risks for the Fund are interest rate risk and credit/default risk, equity investment risks such as market risk and particular security risk. These risks and other general risks are elaborated in the Master Prospectus.

This factsheet is prepared for information purposes only. It does not have regard to the specific investment objectives, financial situation and the particular needs of any specific person who may receive it. Past performance is not necessarily a guide to future performance. Returns may vary from year to year.