

RHB-OSK KIDSAVE TRUST (formerly known as OSK-UOB KIDSAVE TRUST)

This Fund aims to maximise total returns through a combination of long term growth of capital and current income consistent with the preservation of capital.

INVESTOR PROFILE

This Fund Is Suitable For Investors Who:

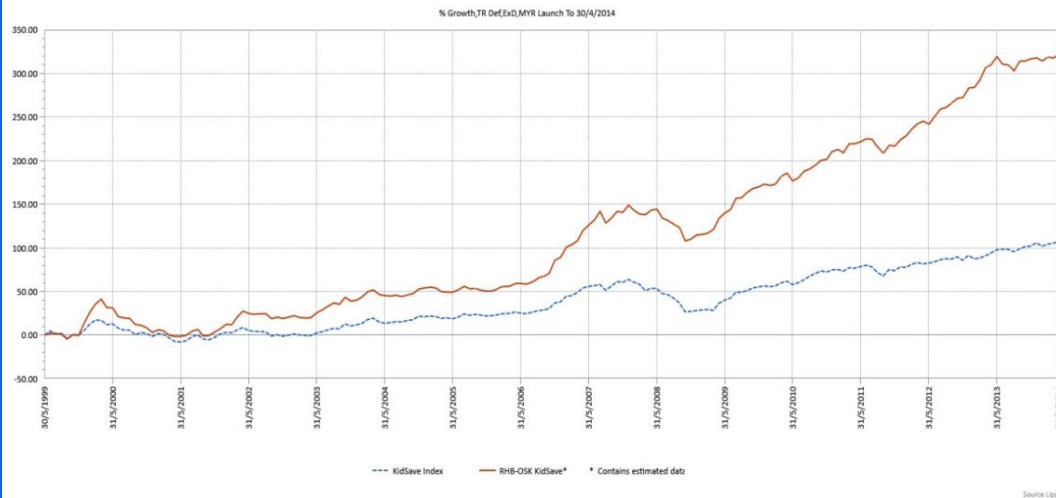
- are willing to accept moderate risk in their investments in order to achieve long term capital growth and income.

INVESTMENT STRATEGY

- 40% - 60% of NAV: Investments in equities.
- 40% - 60% of NAV: Investments in fixed income securities, money market instruments, cash and deposits with financial institutions.

FUND PERFORMANCE ANALYSIS

Performance Chart Since Launch*



Cumulative Performance (%)*

	1 Month	3 Months	6 Months	YTD
Fund	1.07	1.88	1.83	1.00
Benchmark	0.84	2.58	2.82	0.59

	1 Year	3 Years	5 Years	Since Launch
Fund	2.86	31.95	80.55	322.07
Benchmark	6.70	17.18	51.82	107.29

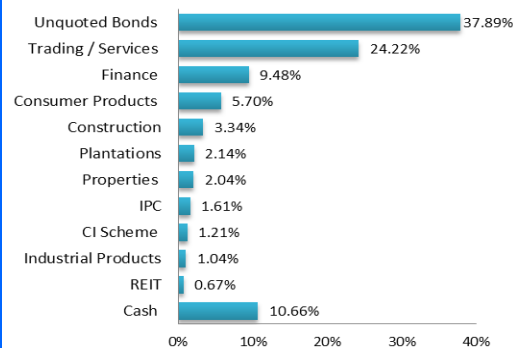
Calendar Year Performance (%)*

	2013	2012	2011	2010	2009
Fund	9.09	18.11	4.26	13.86	27.25
Benchmark	7.62	6.85	2.07	11.11	23.68

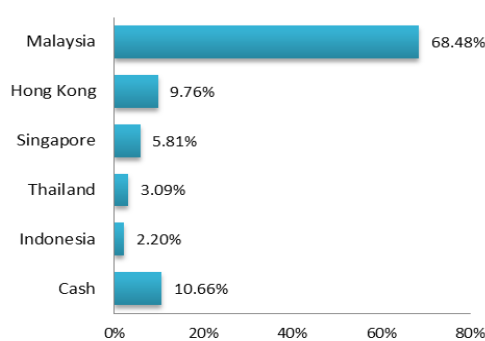
*Source: Lipper IM

FUND PORTFOLIO ANALYSIS

Sector Allocation*



Country Allocation*



Top Holdings (%)*

TENAGA NASIONAL BHD	3.97
CIMB GROUP HOLDINGS BHD	3.10
SABAH DEVELOPMENT BK-4.15%(27/5/16)	2.71
PROMINIC BHD-5.05%(05/05/2061)	2.56
ASTRO MALAYSIA HOLDINGS BERHAD	2.40

*As percentage of NAV

FUND STATISTICS

Historical NAV (RM)

	1 Month	12 Months	Since Launch
High	0.5609	0.6059	0.7191
Low	0.5528	0.5525	0.4141

Source: Lipper IM

Historical Distributions (Last 5 Years) (Net)

	Distribution (sen)	Yield (%)
31 Mar 2014	1.2000	2.14
26 Sep 2013	2.9000	4.94
31 Mar 2013	5.7770	9.90
31 Mar 2012	3.3600	6.08
31 Mar 2011	3.9858	7.24
31 Mar 2010	1.8406	3.50
30 Sep 2009	5.2790	10.00

Source: RHB Asset Management Sdn Bhd (formerly known as RHB Investment Management Sdn Bhd)

RHB-OSK KIDSAVE TRUST (formerly known as OSK-UOB KIDSAVE TRUST)

This Fund aims to maximise total returns through a combination of long term growth of capital and current income consistent with the preservation of capital.

MANAGER'S COMMENTS**WHY KIDSAVE TRUST?**

- Flexibility to shift between equities and fixed income depending on market conditions
- Flexibility to invest between Malaysia and regional markets to capture the best opportunities
- Award winning fund with strong track record

MARKET REVIEW

For the month, the FBM KLCI rose 1.2% to close at 1,872 points. The broader market underperformed as the FBM EMAS rose 1.1% to close at 12,941 points. Small caps continued to perform well with the FBM Small Cap rising 1.8% to 17,426 points. Among regional bourses, Philippines and Thailand posted the biggest gains while Japan and Vietnam were laggards.

Petronas approved the Final Investment Decision (FID) for the development of the Pengerang Integrated Complex (PIC) in Southern Johor, Malaysia. The proposed PIC comprises a world scale Refinery and Petrochemical Integrated Development (RAPID) and other associated facilities. RAPID is estimated to cost about US\$16 bn while the associated facilities will involve an investment of about US\$11 bn.

Public Bank Berhad proposed a renounceable rights issue to raise gross proceeds of up to RM5bn. Alam Maritim Resources Berhad entered into a subscription agreement with Associated Land Sendirian Berhad and Caprice Capital Intl Ltd for the proposed issuance of new Alam Maritim shares at RM1.35 per share. The proceeds raised from the share issuance would be utilised mainly for the acquisition of a new vessel and repayment of bank borrowings. Sime Darby Berhad announced that it will dispose its 75% interest in Port Dickson Power Berhad and 100% interest in Sime Darby Biofuels Sdn Bhd for a total cash consideration of RM300m.

Local government bonds ended higher in April as foreign buying interest returned. On the local economic front, Malaysia's exports grew 12.3% yoy in February 2014. Industrial production output expanded by 6.7% yoy in February 2014. Inflation held steady at 3.5% yoy in March 2014. The 3-, 5-, 7-, 10- and 20-year benchmark yields declined by 1 to 10bps to 3.39%, 3.63%, 3.92%, 4.07% and 4.64% respectively.

Bank Negara Malaysia (BNM) governor Tan Sri Dr Zeti commented that there has not been any sign of second-round inflation. She added that the current environment of moderating consumption demand and expanding capacity is unlikely to produce an inflationary condition. Zeti also indicated that Malaysia did not suffer any disruption in credit flows and the US Federal Reserve's policy changes did not have an effect on Malaysia's real economy.

FUND REVIEW

Kidsave's NAV/unit increased by 1.1%, outperforming its benchmark's (50% KLCI + 50% 12-month KLIBOR) gain of 0.8%. The outperformance was mainly due to stock selection. The fund's top performing holding were Hyundai Motor, CapitaMalls Asia, and Hongkong Land while laggards were AirAsia, Semen Indonesia, and China Modern Dairy.

FUND STRATEGY

- Overweight equities relative to fixed income
- Stock picking in Malaysia to drive outperformance
- Rotational play within foreign markets

DISCLAIMER:

Based on the fund's portfolio returns as at 15 April 2014, the Volatility Factor (VF) for this fund is 5.5 and is classified as "Low". (source: Lipper) "Low" includes funds with VF that are above 1.3 but not more than 7.9 (source: Lipper). The VF means there is a possibility for the fund in generating an upside return or downside return around this VF. The Volatility Class (VC) is assigned by Lipper based on quintile ranks of VF for qualified funds. VF is subject to monthly revision and VC will be revised every six months. The fund's portfolio may have changed since this date and there is no guarantee that the fund will continue to have the same VF or VC in the future. Presently, only funds launched in the market for at least 36 months will display the VF and its VC. The VC referred to was dated 31 December 2013 which is calculated once every six months and is valid until its next calculation date, i.e. 30 June 2014.

A Product Highlights Sheet ("PHS") highlighting the key features and risks of the Fund is available and investors have the right to request for a PHS. Investors are advised to obtain, read and understand the PHS and the contents of the Master Prospectus dated 1 December 2013 and its supplementary(ies) (if any) ("the Master Prospectus") before investing. The Master Prospectus has been registered with the Securities Commission Malaysia who takes no responsibility for its contents. Amongst others, investors should consider the fees and charges involved. Investors should also note that the price of units and distributions payable, if any, may go down as well as up. Where a distribution is declared, investors are advised that following the issue of additional units/distribution, the NAV per unit will be reduced from cum-distribution NAV to ex-distribution NAV. Any issue of units to which the Master Prospectus relates will only be made on receipt of a form of application referred to in the Master Prospectus. For more details, please call 1-800-88-3175 for a copy of the PHS and the Master Prospectus or collect one from any of our branches or authorised distributors.

The Manager wishes to highlight the specific risks for the Fund are interest rate risk and credit/default risk, equity investment risks such as market risk and particular security risk. These risks and other general risks are elaborated in the Master Prospectus.

This factsheet is prepared for information purposes only. It does not have regard to the specific investment objectives, financial situation and the particular needs of any specific person who may receive it. Past performance is not necessarily a guide to future performance. Returns may vary from year to year.