

RHB-OSK MONEY MARKET FUND (formerly known as OSK-UOB MONEY MARKET FUND)

This Fund aims to provide investors with a high level of liquidity whilst providing reasonable returns by investing in low risk investments.

INVESTMENT STRATEGY

- 90% - 100% of NAV: Investments in debentures, money market instruments and placements of deposits with financial institutions ("permitted investments") which have a remaining maturity period of not more than 365 days.
- 0% - 10% of NAV: Investments in permitted investments which have a remaining maturity period of more than 365 days but less than 732 days.

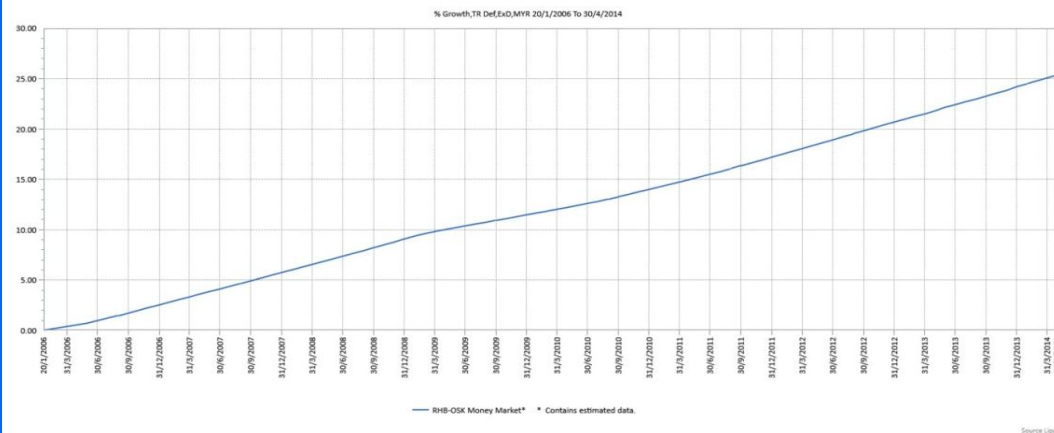
INVESTOR PROFILE

This Fund Is Suitable For Investors Who:

- require a high level of liquidity;
- are conservative and seek capital preservation;
- seek reasonable returns that commensurate with the low risks;
- prefer a short term investment horizon.

FUND PERFORMANCE ANALYSIS

Performance Chart Since Launch*



Cumulative Performance (%)*

	1 Month	3 Months	6 Months	YTD
Fund	0.24	0.70	1.46	0.93

	1 Year	3 Years	5 Years	Since Launch
Fund	2.94	9.02	13.95	25.36

Calendar Year Performance (%)*

	2013	2012	2011	2010	2009
Fund	2.91	2.96	2.82	2.24	2.22

*Source: Lipper IM

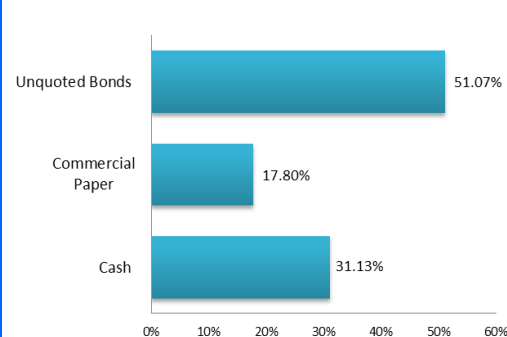
FUND DETAILS

Investment Manager	RHB Asset Management Sdn. Bhd. (formerly known as RHB Investment Management Sdn. Bhd.)
Trustee	HSBC (Malaysia) Trustee Bhd
Fund Category	Money Market Fund
Fund Type	Income Fund
Launch Date	20 January 2006
Unit NAV	RM1.0198
Fund Size (million)	RM280.17
Units In Circulation (million)	274.72
Financial Year End	31 December
MER (as at 31 Dec 2013)	0.56%
Min. Initial Investment	RM10,000.00
Min. Additional Investment	RM5,000.00
Benchmark	Interbank Overnight Deposit Rates as published by Bank Negara Malaysia
Sales Charge	None
Redemption Charge	None
Annual Management Fee	0.50% p.a. of NAV*
Annual Trustee Fee	Up to 0.05% p.a. of NAV*
Switching Fee	RM25.00 per switch
Redemption Period	Redemption monies to be paid the day following the next business day after receipt the request to repurchase
Cooling-Off Period	Within 6 business days from the date of receipt of application
Distribution Policy	Annually, if any

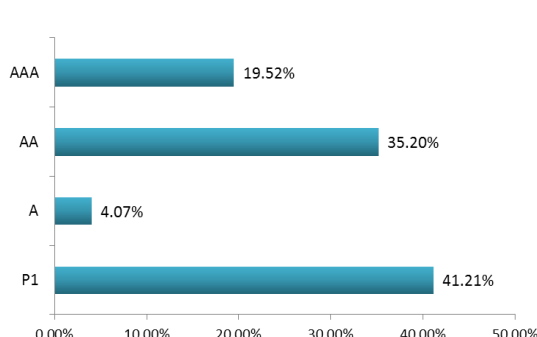
*For the purpose of computing the annual management fee and annual trustee fee, the NAV of the Fund is exclusive of the management fee and trustee fee for the relevant day.

FUND PORTFOLIO ANALYSIS

Sector Allocation*



Credit Profile*



Top Holdings (%)*

SABAH CREDIT CORP-CP (28/08/2014)	10.58
NATL AGRICULTURAL-4.25%(27/10/2014)	7.16
SUNWAY BERHAD-CP (28/05/2014)	7.12
SUNWAY BERHAD-CP(26/5/2014)	5.34
CIMB GROUP HLDG BHD-CP(28/05/2014)	5.34

Duration Profile (%)*

0-3 Months	41.21
3-6 Months	20.77
6-12 Months	20.85
>12 Months	17.17

*As percentage of NAV

FUND STATISTICS

Historical NAV (RM)

	1 Month	12 Months	Since Launch
High	1.0198	1.0371	1.0573
Low	1.0174	1.0102	1.0000

Source: Lipper IM

Historical Distributions (Last 5 Years) (Net)

	Distribution (sen)	Yield (%)
27 Dec 2013	2.7000	2.64
31 Dec 2012	2.6620	2.61
31 Dec 2011	2.7125	2.67
31 Dec 2010	2.2000	2.17
31 Dec 2009	2.2400	2.21

Source: RHB Asset Management Sdn. Bhd. (formerly known as RHB Investment Management Sdn. Bhd.)

RHB-OSK MONEY MARKET FUND (formerly known as OSK-UOB MONEY MARKET FUND)

This Fund aims to provide investors with a high level of liquidity whilst providing reasonable returns by investing in low risk investments.

MANAGER'S COMMENTS

Strong UST performance spurred buying interest on Ringgit government bonds. Malaysia Government Securities ("MGS") mostly bullish flattened in April, with the long term yields compressed more than the short term yields. At close, the 3-, 5-, 7-, 10-, 15-, 20- and 30-year MGS were traded at 3.38% (March: 3.40%), 3.62% (3.57%), 3.94% (4.02%), 4.08% (4.12%), 4.42% (4.49%), 4.60% (4.59%) and 4.89% (4.87%) respectively. Similar to the strong performance of MGS, Government Investment Issues ("GII") also bullish flatten with 3-, 5-, 7-, 10-, 15-year and 20-year benchmark yields transacted at 3.42% (March: 3.37%), 3.81% (3.85%), 4.08% (4.13%), 4.23% (4.28%), 4.54% (4.65%) and 4.85% (4.85%) respectively.

The 3 auctions in April – new issuance of 7.5-year SPK (SPK 10/21, RM1.6bil, average yield 4.345%), reopening of 15-year GII (GII 12/28, RM1.5bil, 4.547%) and new issuance of 5.5-year MGS (MGS10/19, RM4bil, 3.654%) received strong bid-to-cover ratio of 3.40x, 2.77x and 2.72x respectively.

On the domestic economic front, February trade surplus continues to widen as imports decline more than exports. February exports growth ticked up to 12.3% YoY (Jan: 12.2% YoY), above consensus of 10.6% YoY. Imports rose to 9.5% YoY (Jan: 7.2%), below consensus of 14.2% YoY which resulted in trade surplus widening to RM10.44bil (Jan: RM6.4bil). March CPI inflation was stable at 3.5% YoY, unchanged from February's reading. In sequential terms, inflation rose by 0.1% MoM (Feb: 0.3% MoM). Lastly, February Industrial Production ("IP") rise 6.7% YoY (Jan revised: 3.5% YoY), above consensus of 6.2% YoY. The rise was mainly due to increase in Electricity and Manufacturing activities which rose 8.7% YoY and 9.8% YoY respectively. Reading January – February as a whole – to eliminate any distortion effect from Chinese New Year holiday effect, IP data hints at slight slowdown to 1Q2014 GDP (seasonally adjusted IP are 0.4% below 4Q2013 level).

DISCLAIMER:

Based on the fund's portfolio returns as at 15 April 2014, the Volatility Factor (VF) for this fund is 0.1 and is classified as "Very Low". (source: Lipper) "Very Low" includes funds with VF that are not more than 1.3 (source: Lipper). The VF means there is a possibility for the fund in generating an upside return or downside return around this VF. The Volatility Class (VC) is assigned by Lipper based on quintile ranks of VF for qualified funds. VF is subject to monthly revision and VC will be revised every six months. The fund's portfolio may have changed since this date and there is no guarantee that the fund will continue to have the same VF or VC in the future. Presently, only funds launched in the market for at least 36 months will display the VF and its VC. The VC referred to was dated 31 December 2013 which is calculated once every six months and is valid until its next calculation date, i.e. 30 June 2014.

A Product Highlights Sheet ("PHS") highlighting the key features and risks of the Fund is available and investors have the right to request for a PHS. Investors are advised to obtain, read and understand the PHS and the contents of the Master Prospectus dated 1 December 2013 and its supplementary(ies) (if any) ("the Master Prospectus") before investing. The Master Prospectus has been registered with the Securities Commission Malaysia who takes no responsibility for its contents. Amongst others, investors should consider the fees and charges involved. Investors should also note that the price of units and distributions payable, if any, may go down as well as up. Where a distribution is declared, investors are advised that following the issue of additional units/distribution, the NAV per unit will be reduced from cum-distribution NAV to ex-distribution NAV. Any issue of units to which the Master Prospectus relates will only be made on receipt of a form of application referred to in the Master Prospectus. For more details, please call 1-800-88-3175 for a copy of the PHS and the Master Prospectus or collect one from any of our branches or authorised distributors.

The Manager wishes to highlight the specific risks of the Fund are interest rate risk, credit / default risk and inflation / purchasing power risk. These risks and other general risks are elaborated in the Master Prospectus.

This factsheet is prepared for information purposes only. It does not have regard to the specific investment objectives, financial situation and the particular needs of any specific person who may receive it. Past performance is not necessarily a guide to future performance. Returns may vary from year to year.