

RHB-OSK MULTI-ASSET RECOVERY STRATEGY FUND (formerly known as OSK-UOB MULTI-ASSET RECOVERY STRATEGY FUND)

The Fund aims to achieve long term capital appreciation by investing in a portfolio of exchange traded funds.

INVESTOR PROFILE

This Fund Is Suitable For Investors Who:

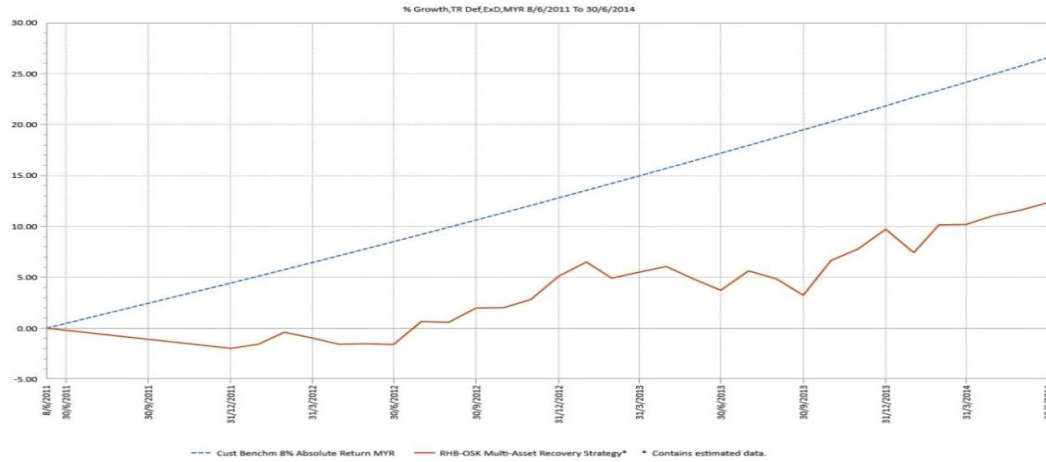
- want to capitalise on the recovery of the global economy with an investment that invests dynamically in multi-asset classes through a portfolio of ETFs;
- seek capital appreciation;
- have a medium risk tolerance; and
- have a long term investment horizon.

INVESTMENT STRATEGY

- Up to 100% of NAV: Investment in exchange traded funds.
- Up to 2% of NAV: Investment in cash and deposits with financial institutions.

FUND PERFORMANCE ANALYSIS

Performance Chart Since Launch*



Cumulative Performance (%)*

	1 Month	3 Months	6 Months	YTD
Fund	0.66	1.94	2.37	2.37
Benchmark	0.63	1.94	3.89	3.89

	1 Year	3 Years	Since Launch
Fund	8.30	12.85	12.30
Benchmark	8.00	25.97	26.56

Calendar Year Performance (%)*

	2013	2012
Fund	4.40	7.20
Benchmark	8.00	8.00

*Source: Lipper IM

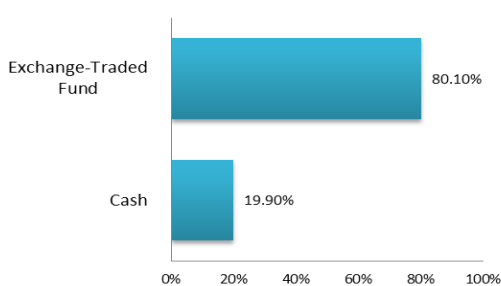
FUND DETAILS

Investment Manager	RHB Asset Management Sdn. Bhd. (formerly known as RHB Investment Management Sdn. Bhd.)
Trustee	TMF Trustees Malaysia Bhd
Fund Category	Fund-Of-Funds (ETFs)
Fund Type	Growth Fund
Launch Date	19 May 2011
Unit NAV	RM0.5349
Fund Size (million)	RM3.31
Units In Circulation (million)	6.19
Financial Year End	31 July
MER (as at 31 July 2013)	1.68%
Min. Initial Investment	RM1,000.00
Min. Additional Investment	RM100.00
Benchmark	Average annual return of 8.00% over the long term#
Sales Charge	Up to 5.00% of investment amount
Redemption Charge	None
Annual Management Fee	1.50% p.a. of NAV*
Annual Trustee Fee	0.08% p.a. of NAV, subject to a minimum of RM18,000 p.a.*
Switching Fee	RM25.00 per switch
Redemption Period	Within 10 days after receipt the request to repurchase
Cooling-Off Period	Within 6 business days from the date of receipt of application
Distribution Policy	Incidental

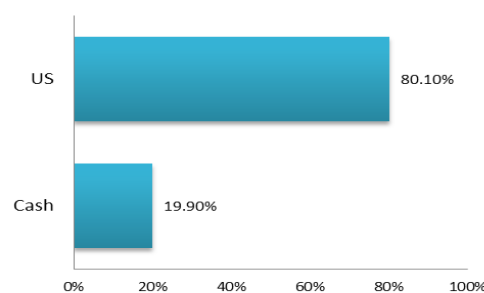
*For the purpose of computing the annual management fee and annual trustee fee, the NAV of the Fund is exclusive of the management fee and trustee fee for the relevant day. #This is not a guaranteed return and is only a measurement of the fund's performance. The fund may not achieve the aforesaid average annual return of 8% in any particular financial year but targets to achieve this growth/return over the long term.

FUND PORTFOLIO ANALYSIS

Sector Allocation*



Country Allocation*



Top Holdings (%)*

VANGUARD FTSE ALL WORLD EX-U	17.07
VANGUARD FTSE PACIFIC ETF	17.05
SPDR S&P 500 ETF TRUST	17.03
ISHARES MSCI JAPAN INDEX FUND	14.63
POWERSHARES QQQ NASDAQ 100	14.32

*As percentage of NAV

FUND STATISTICS

Historical NAV (RM)

	1 Month	12 Months	Since Launch
High	0.5349	0.5386	0.5386
Low	0.5264	0.4830	0.4830

Source: Lipper IM

Historical Distributions (Last 2 Years) (Net)

	Distribution (sen)	Yield (%)
31 Jul 2013	-	-
31 Jul 2012	-	-

Source: RHB Asset Management Sdn. Bhd. (formerly known as RHB Investment Management Sdn. Bhd.)

RHB-OSK MULTI-ASSET RECOVERY STRATEGY FUND (formerly known as OSK-UOB MULTI-ASSET RECOVERY STRATEGY FUND)

The Fund aims to achieve long term capital appreciation by investing in a portfolio of exchange traded funds.

MANAGER'S COMMENTS**FUND PERFORMANCE AND REVIEW**

For the month of June, the fund was up 0.66%.

The fund has changed its allocation to equities as the risk regime has shifted lower and market volatility remains low.

DISCLAIMER:

A Product Highlights Sheet ("PHS") highlighting the key features and risks of the Fund is available and investors have the right to request for a PHS. Investors are advised to obtain, read and understand the PHS and the contents of the Master Prospectus dated 15 March 2014 and its supplementary(ies) (if any) ("the Master Prospectus") before investing. The Master Prospectus has been registered with the Securities Commission Malaysia who takes no responsibility for its contents. Amongst others, investors should consider the fees and charges involved. Investors should also note that the price of units and distributions payable, if any, may go down as well as up. Where a distribution is declared, investors are advised that following the issue of additional units/distribution, the NAV per unit will be reduced from cum-distribution NAV to ex-distribution NAV. Any issue of units to which the Master Prospectus relates will only be made on receipt of a form of application referred to in the Master Prospectus. For more details, please call 1-800-88-3175 for a copy of the PHS and the Master Prospectus or collect one from any of our branches or authorised distributors.

The Manager wishes to highlight the specific risks of the Fund are management risk, currency risk, country risk and risk associated with ETFs. These risks and other general risks are elaborated in the Master Prospectus.

This factsheet is prepared for information purposes only. It does not have regard to the specific investment objectives, financial situation and the particular needs of any specific person who may receive it. Past performance is not necessarily a guide to future performance. Returns may vary from year to year.