

Date: 15 June 2017

RHB SMART SERIES FUNDS
comprising:
RHB SMART TREASURE FUND
RHB SMART BALANCED FUND
RHB SMART INCOME FUND

RESPONSIBILITY STATEMENT

This Product Highlights Sheet has been reviewed and approved by the directors of RHB Asset Management Sdn Bhd and they have collectively and individually accepted full responsibility for the accuracy of the information. Having made all reasonable enquiries, they confirm to the best of their knowledge and belief, that there are no false or misleading statements, or omission of other facts which would make any statement in the Product Highlights Sheet false or misleading.

STATEMENTS OF DISCLAIMER

The Securities Commission Malaysia has authorised the issuance of RHB Smart Series Funds and a copy of this Product Highlights Sheet has been lodged with the Securities Commission Malaysia.

The authorisation of the RHB Smart Series Funds and lodgement of this Product Highlights Sheet, should not be taken to indicate that the Securities Commission Malaysia recommends the RHB Smart Series Funds or assumes responsibility for the correctness of any statement made or opinion or report expressed in this Product Highlights Sheet.

The Securities Commission Malaysia is not liable for any non-disclosure on the part of RHB Asset Management Sdn Bhd responsible for the RHB Smart Series Funds and takes no responsibility for the contents of this Product Highlights Sheet. The Securities Commission Malaysia makes no representation on the accuracy or completeness of this Product Highlights Sheet, and expressly disclaims any liability whatsoever arising from, or in reliance upon, the whole or any part of its contents.

This Product Highlights Sheet only highlights the key features and risks of RHB Smart Series Funds. Investors are advised to request, read and understand the Disclosure Documents before deciding to invest.

PRODUCT HIGHLIGHTS SHEET

RHB SMART SERIES FUNDS

Name of Funds	RHB Smart Treasure Fund.	RHB Smart Balanced Fund.	RHB Smart Income Fund.
Manager	RHB Asset Management Sdn Bhd.		
Trustee	HSBC (Malaysia) Trustee Berhad.		
Fund Category	Equity fund.	Balanced fund.	Bond fund.
Commencement Date	7 September 2004.		
Financial Year End	31 March.		

PRODUCT SUITABILITY

RHB Smart Treasure Fund	RHB Smart Balanced Fund	RHB Smart Income Fund
Suitable for aggressive investors who are willing to accept high risk in order to obtain high capital growth over a long term* period.	Suitable for investors who are willing to accept moderate risk in their investments in order to achieve long term* capital growth and income [^] .	Suitable for conservative investors who seek a steady income [^] stream from their investments and have a low to moderate risk tolerance with a medium to long term [#] investment horizon.

KEY PRODUCT FEATURES

INVESTMENT OBJECTIVE

RHB Smart Treasure Fund	RHB Smart Balanced Fund	RHB Smart Income Fund
This Fund aims to achieve long term* capital appreciation through investments in a portfolio comprising subscriptions for Initial Public Offerings ("IPO"), low priced securities, medium priced securities and the top 50 listed stocks of the BMSB (in terms of market capitalization) that amongst other things, offer high growth potential.	This Fund aims to maximize total returns through a combination of long term* growth of capital and current income [^] consistent with the preservation of capital** through a combination of investments in companies with market capitalization of not more than RM1 billion and investments in fixed income securities.	This Fund aims to provide investors with higher than average income [^] returns compared to fixed deposits over the medium to long term* period through an investment blend comprising primarily of quality fixed income securities and with the remaining investments in a strategically selected portfolio of companies with market capitalisation of not more than RM1 billion.

Note:

* "long term" in this context refers to a period of between 5 - 7 years.

** Although the Fund aims to achieve preservation of capital, the Fund is not a capital guaranteed fund or a capital protected fund.

"medium to long term" in this context refers to a period between 3 - 7 years.

[^] The income is in the form of units. Please refer to the Fund's distribution mode.

INVESTMENT STRATEGY

RHB Smart Treasure Fund	RHB Smart Balanced Fund	RHB Smart Income Fund
This Fund seeks to achieve its investment objective by structuring a portfolio as follows: 0% - 10% of Net Asset Value - Investments in subscriptions for Initial Public Offerings ("IPO"); 20% - 60% of Net Asset Value - Investments in low priced securities (less than RM2.00). 15% - 50% of Net Asset Value - Investments in medium priced securities (RM2.00 to RM5.00). 15% - 40% of Net Asset Value - Investments in the top 50 stocks of the	This Fund seeks to achieve its investment objective through a policy of diversified investment in equities and quality fixed income securities. This Fund will generally adopt a 50 : 50 blend investment portfolio comprising carefully selected investments in securities of companies with market capitalization of not more than RM1 billion (determined at the point of purchase) and quality fixed income securities (comprising amongst others of convertible debt securities, redeemable debt securities, bonds/securities that are issued and/or guaranteed by the government or quasi-government agencies, corporate bonds carrying at least BBB rating by RAM	This Fund will invest primarily in quality fixed income securities with selective participation in securities of companies with market capitalisation of not more than RM1 billion with a view in providing enhanced returns to the Fund. Accordingly, this Fund seeks to achieve its investment objective by structuring a portfolio as follows: 70% - 100% of Net Asset Value - Investments in quality fixed income securities (comprising amongst others of convertible debt securities, redeemable debt securities, bonds/securities that are issued and/or guaranteed by the government

INVESTMENT STRATEGY

RHB Smart Treasure Fund	RHB Smart Balanced Fund	RHB Smart Income Fund
<p>Bursa Malaysia (in terms of market capitalisation) and/or investments in securities priced above RM5.00 that are not in the top 50 stocks of Bursa Malaysia^a.</p> <p>2% - 30% of Net Asset Value</p> <ul style="list-style-type: none"> - Investments in liquid assets including fixed income securities, money market instruments, cash and deposits with financial institutions. <p>Note: ^a Effective 15 July 2017, securities priced above RM5.00 that are not in the top 50 stocks of Bursa Malaysia will be included in the Fund's asset mix.</p> <p>Restrictions mentioned above are determined at the point of purchase.</p> <p>The Fund's asset mix would range from 0% - 10% in subscriptions of IPO, 20% - 60% in low priced securities, 15% - 50% in medium priced securities and 15% - 40% in the top 50 stocks of Bursa Malaysia depending on the market conditions. For avoidance of doubt, the allocation of 15% - 40% in the top 50 stocks of Bursa Malaysia can also extend to investments in securities priced above RM5.00 that are not in the top 50 stocks of Bursa Malaysia in order to invest in the whole Malaysian market. However, the Fund's asset mix is always subject to a minimum allocation of 20% in low priced securities, 15% in medium priced securities and 15% in the top 50 stocks in terms of market capitalisation of the Bursa Malaysia or securities priced above RM5.00 that are not in the top 50 stocks of Bursa Malaysia. Although the Fund is actively managed, how active or the frequency of its trading strategy will very much depend on market opportunities.</p> <p>The risk management strategies and techniques employed by the Manager include diversification of the Fund's investments in terms of its exposure to various industries, sectors and asset classes/type of investments (i.e. equity, fixed income, money market instruments). Financial derivatives may also be used for hedging purposes where appropriate. Generally, the assets of the Fund will be invested over a medium to long term period with disposal of the investments when necessary to control risk as well as to optimise capital gains. This is especially so when the full growth potential of the investment is deemed to have been reduced over a prolonged rise in equity values and the other available equity investments may present cheaper valuations and higher potential returns. The Fund also complies with the permitted investments and restrictions imposed by the Securities Commission. Adherence to these permitted investments and restrictions also helps the Manager to risk-manage the Fund's portfolio in terms of diversification. Moreover, the Manager in making its investment decisions shall at all times comply with the investment restrictions of the Fund and requirements as set out in the Deed.</p>	<p>Rating Services Berhad or the equivalent rating by any other reputable rating agency and fixed income collective investment schemes), money market instruments, cash and deposits with financial institutions.</p> <p>Given this balanced asset mix, the Fund will be very much protected from wild swings in the market while still able to enjoy part of the appreciation from growth in the stock market. However, the actual percentage of assets invested in equities and fixed income securities will vary from time to time, depending on the judgement of the Manager as to the general market and economic conditions, trends and yields, interest rates and changes in fiscal and monetary policies. The Fund's asset mix would range from 40% - 60% in securities of companies with market capitalisation of not more than RM1 billion and 40% - 60% in fixed income securities, money market instruments, cash and deposits with financial institutions depending on the market conditions but subject always to a minimum allocation of 40% in each category. Although the Fund is actively managed, how active or the frequency of its trading strategy will very much depend on market opportunities.</p> <p>The risk management strategies and techniques employed by the Manager include diversification of the Fund's investments in terms of its exposure to various industries, sectors and asset classes/type of investments (i.e. equity, fixed income, money market instruments). Financial derivatives may also be used for hedging purposes where appropriate. Generally, the assets of the Fund will be invested over a medium to long term period with disposal of the investments when necessary to control risk as well as to optimise capital gains. This is especially so when the full growth potential of the investment is deemed to have been reduced over a prolonged rise in market value and the other available investments may present cheaper valuations and higher potential returns. The Fund also complies with the permitted investments and restrictions imposed by the Securities Commission. Adherence to these permitted investments and restrictions also helps the Manager to risk-manage the Fund's portfolio in terms of diversification. Moreover, the Manager in making its investment decisions shall at all times comply with the investment restrictions of the Fund and requirements as set out in the Deed.</p> <p>The Manager may take temporary defensive positions that may be inconsistent with the Fund's principal strategy in attempting to respond to adverse economic, political or any other market conditions. In such circumstances, the Manager may reallocate the Fund's equity investments into other asset classes such as fixed income securities, money market instruments, cash and deposits with financial institutions, which are defensive in nature. In its reallocation, the level of equity investments would not fall</p>	<p>or quasi-government agencies, corporate bonds carrying at least BBB rating by RAM Rating Services Berhad or the equivalent rating by any other reputable rating agency and fixed income collective investment schemes), money market instruments, cash and deposits with financial institutions with minimum risk to capital invested.</p> <p>0% - 30% of Net Asset Value</p> <ul style="list-style-type: none"> - Investments in securities of companies with market capitalization of not more than RM1 billion (determined at the point of purchase). <p>The Fund's asset mix would range from 70% - 100% in fixed income securities, money market instruments, cash and deposits with financial institutions, and 0% - 30% in securities of companies with market capitalization of not more than RM1 billion depending on the market conditions but subject always to a minimum allocation of 70% in fixed income securities, money market instruments, cash and deposits with financial institutions. Although the Fund is actively managed, how active or the frequency of its trading strategy will very much depend on market opportunities.</p> <p>The risk management strategies and techniques employed by the Manager include diversification of the Fund's investments in terms of its exposure to various industries, sectors and asset classes/type of investments (i.e. equity, fixed income, money market instruments). Financial derivatives may also be used for hedging purposes where appropriate. Generally, the assets of the Fund will be invested over a medium to long term period with disposal of the investments when necessary to control risk as well as to optimise capital gains. This is especially so when the full growth potential of the investment is deemed to have been reduced over a prolonged rise in the market value of the investments and the other available investments may present cheaper valuations and higher potential returns. The Fund also complies with the permitted investments and restrictions imposed by the Securities Commission. Adherence to these permitted investments and restrictions also helps the Manager to risk-manage the Fund's portfolio in terms of diversification. Moreover, the Manager in making its investment decisions shall at all times comply with the investment restrictions of the Fund and requirements as set out in the Deed.</p>

INVESTMENT STRATEGY		
RHB Smart Treasure Fund	RHB Smart Balanced Fund	RHB Smart Income Fund
The Manager may take temporary defensive positions that may be inconsistent with the Fund's principal strategy in attempting to respond to adverse economic, political or any other market conditions. In such circumstances, the Manager may reallocate the Fund's equity investments into other asset classes such as fixed income securities, money market instruments, cash and deposits with financial institutions, which are defensive in nature. In its reallocation, the level of equity investments would normally not be below 20% of the Net Asset Value.	below 20% of the Net Asset Value.	

BENCHMARK		
RHB Smart Treasure Fund	RHB Smart Balanced Fund	RHB Smart Income Fund
FTSE Bursa Malaysia EMAS Index.	50% FTSE Bursa Malaysia Small Cap Index and 50% 12-month fixed deposit rate offered by Maybank Berhad.	12-month fixed deposit rate offered by Maybank Berhad.

DISTRIBUTION			
	RHB Smart Treasure Fund	RHB Smart Balanced Fund	RHB Smart Income Fund
Distribution Mode	Distributions, if any, after deduction of taxation and expenses (i.e. net distribution), will be reinvested to purchase additional units of the Fund based on the Net Asset Value per unit as at the first Business Day when units in the Fund are quoted ex-entitlement. Allotment of such units shall be within two (2) weeks thereafter.		
Distribution Policy	Consistent with the Fund's objective to achieve capital growth, distributions will therefore be of secondary importance. Distributions, if any, after deduction of taxation and expenses, are generally declared annually.	Consistent with the Fund's objective to achieve long term* growth of capital and current income ^A , the Fund will distribute a portion of its returns to Unit Holders. Distributions, if any, after deduction of taxation and expenses, are generally declared annually. Note: **"long term" in this context refers to a period of between 5 - 7 years. ^A The income is in the form of units. Please refer to the Fund's distribution mode.	Consistent with the Fund's objective to provide investors with higher than average income ^A returns compared to fixed deposits, the Fund will distribute a substantial portion of its returns to Unit Holders. Distributions, if any, after deduction of taxation and expenses, are generally declared annually. Note: ^A The income is in the form of units. Please refer to the Fund's distribution mode.

KEY RISKS		
RHB Smart Treasure Fund	RHB Smart Balanced Fund	RHB Smart Income Fund
<p>a) IPO Risk</p> <p>As the Fund will invest in subscriptions for Initial Public Offerings ("IPO"), certain risks are therefore peculiar to this Fund. There could be a delay in its listing on the Bursa Malaysia which may result in opportunity loss arising from the capital invested in the IPO. Further, as there is no prior market for IPO shares, there is no assurance that the issue or offer price of the IPO shares will correspond to the price at which these shares will trade upon or subsequent to the listing.</p>	<p>a) Liquidity Risk of Underlying Investments</p> <p>Liquidity is the ability to convert an investment portfolio to cash without suffering a noticeable loss in value. The Malaysian fixed income instruments market is not as liquid as the equity market and this may affect the price of any fixed income instrument. Likewise, when investing in small to medium sized companies, the acquisition or disposal of securities of these companies may require a longer time period as there are generally less ready buyers or sellers as compared to the securities of larger, more established companies.</p> <p>b) Credit Risk</p> <p>This refers to the creditworthiness of the fixed income issuer and its expected ability to repay debt. Default happens when the issuer is not able to make timely coupon</p>	<p>a) Credit Risk</p> <p>This refers to the creditworthiness of the fixed income issuer and its expected ability to repay debt. Default happens when the issuer is not able to make timely coupon payments and / or repay or pay the principal in a timely manner thus lowering the value of the Fund's investments and subsequently the value of Unit Holders' investments.</p> <p>b) Liquidity Risk of Underlying Investments</p> <p>Liquidity is the ability to convert an investment portfolio to cash without suffering a noticeable loss in value. The Malaysian fixed income instruments market is not as liquid as the equity market and this may affect the price of any fixed income instruments. Likewise, when investing in small to medium sized companies, the acquisition or disposal of securities of these</p>

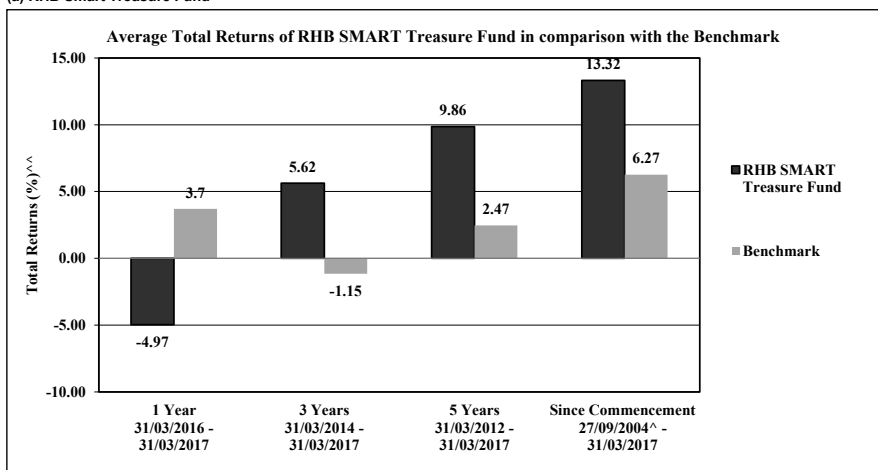
KEY RISKS

RHB Smart Treasure Fund	RHB Smart Balanced Fund	RHB Smart Income Fund
	<p>payments and / or repay or pay the principal in a timely manner thus lowering the value of the Fund's investments and subsequently the value of Unit Holders' investments.</p> <p>c) Inflation / Purchasing Power Risk</p> <p>Inflation can be defined as increases of the price level of goods and services and is commonly reported using the consumer price index as a measure. Inflation is one of the major risks to investors and results in uncertainty over the future value of the investments. Inflation reduces purchasing power of money. In an inflationary environment, fixed rate securities are exposed to higher inflation risks than equities due to its fixed returns nature as compared to equities whose returns are variable.</p>	<p>companies may require a longer time period as there are generally less ready buyers or sellers as compared to the securities of larger, more established companies.</p> <p>c) Inflation / Purchasing Power Risk</p> <p>Inflation can be defined as increases of the price level of goods and services and is commonly reported using the consumer price index as a measure. Inflation is one of the major risks to investors and results in uncertainty over the future value of the investments. Inflation reduces purchasing power of money. In an inflationary environment, fixed rate securities are exposed to higher inflation risks than equities due to its fixed returns nature as compared to equities whose returns are variable.</p>

FUND PERFORMANCE

AVERAGE TOTAL RETURNS OF THE FUND

(a) RHB Smart Treasure Fund



Source: Lipper IM, 10 April 2017.

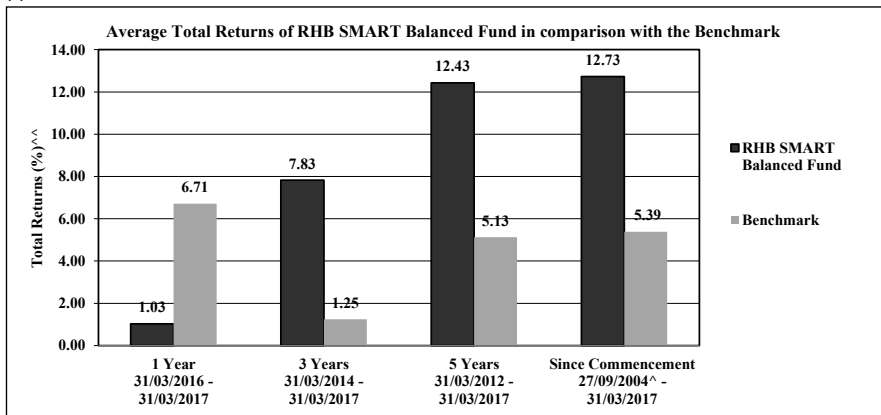
[^]Being the last day of the Fund's initial offer period.

^{^^}The abovementioned Fund performance is computed on Net Asset Value to Net Asset Value basis and has been adjusted to reflect distributions and unit splits, if any.

Since launch, the Fund recorded an annualized return of 13.32% outperforming its benchmark which recorded an annualized return of 6.27%. The Fund has met its objective achieving medium to long term capital appreciation.

AVERAGE TOTAL RETURNS OF THE FUND

(b) RHB Smart Balanced Fund



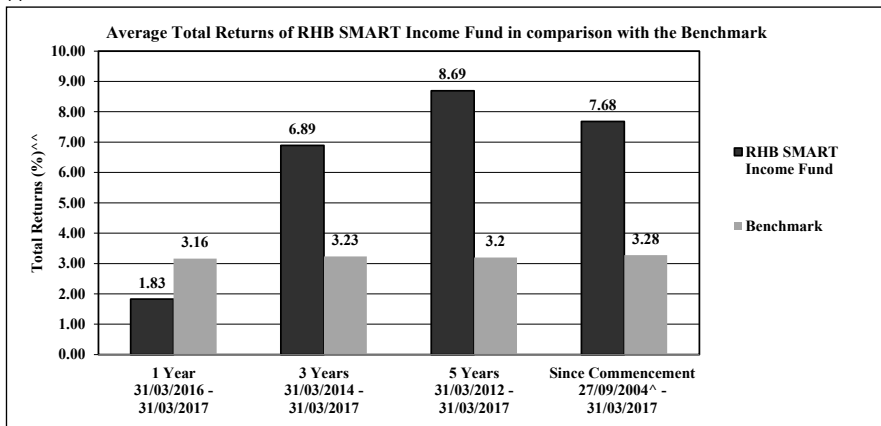
Source: Lipper IM, 10 April 2017.

[^]Being the last day of the Fund's initial offer period.

^{^^}The abovementioned Fund performance is computed on Net Asset Value to Net Asset Value basis and has been adjusted to reflect distributions and unit splits, if any.

Since launch, the Fund recorded an annualized return of 12.73% outperforming its benchmark which recorded an annualized return of 5.39%. The Fund has met its objective achieving medium to long term capital appreciation.

(c) RHB Smart Income Fund



Source: Lipper IM, 10 April 2017.

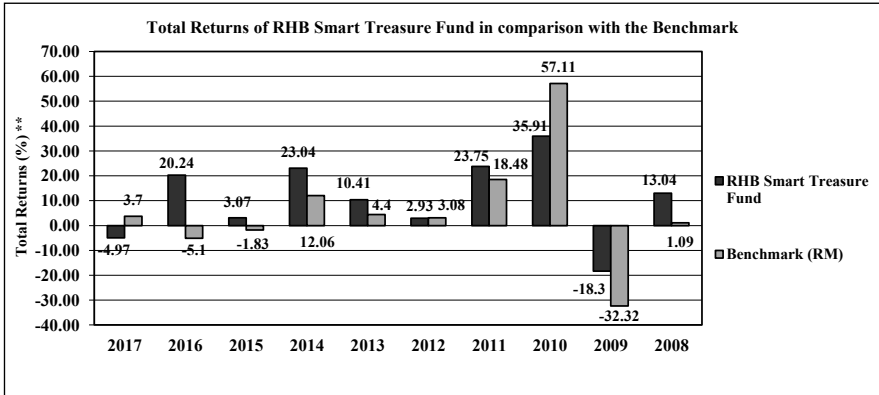
[^]Being the last day of the Fund's initial offer period.

^{^^}The abovementioned Fund performance is computed on Net Asset Value to Net Asset Value basis and has been adjusted to reflect distributions and unit splits, if any, and are annualized.

Since launch, the Fund recorded an annualized return of 7.68% outperforming its benchmark which recorded an annualized return of 3.28%. The Fund has met its objective achieving medium to long term capital appreciation.

ANNUAL TOTAL RETURNS OF THE FUND

(a) RHB Smart Treasure Fund

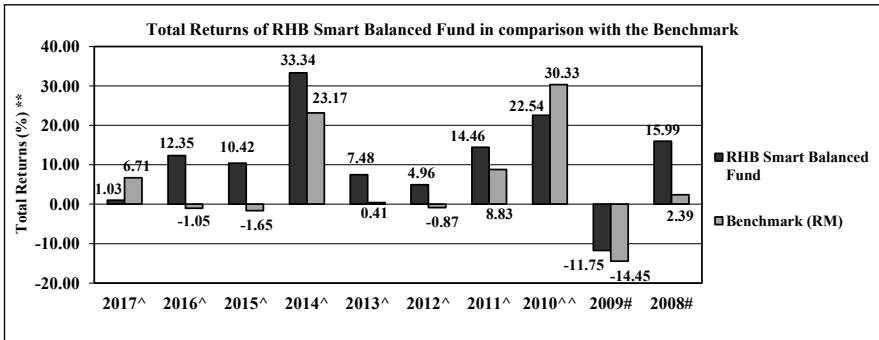


Source: Lipper IM, 10 April 2017.

** The abovementioned Fund performance is computed on Net Asset Value to Net Asset Value basis and has been adjusted to reflect distributions and unit splits, if any.

For the latest financial year, the Fund recorded a loss of 4.97% whilst its benchmark, recorded a gain of 3.7%. This underperformance was attributed largely to the Fund's stock selection. Over the latest ten financial years, the Fund outperformed its benchmark in seven financial years/ periods, namely in 2008, 2009, 2011, 2013, 2014, 2015 and 2016. Over the latest ten financial years, the Fund has registered eight positive returns with the highest return of 35.91% recorded in 2010 (underperforming the benchmark return of 57.11%) and the worst performance of -18.3% recorded in 2009 (outperforming the benchmark return of -32.32%).

(b) RHB Smart Balanced Fund



Source: Lipper IM, 10 April 2017.

[^]The composite benchmark is computed based on 50% FBM Small Cap Index and 50% 12-month fixed deposit rate.

^{^^} The composite benchmark performance is computed based on 50% FBM Emas Index and 50% 12-month fixed deposit rate from 31 March 2009 to 31 July 2009 and 50% FBM Small Cap Index and 50% 12-month fixed deposit rate from 31 July 2009 to 31 March 2010.

[#]The composite benchmark is computed based on 50% FBM Emas Index and 50% 12-month fixed deposit rate.

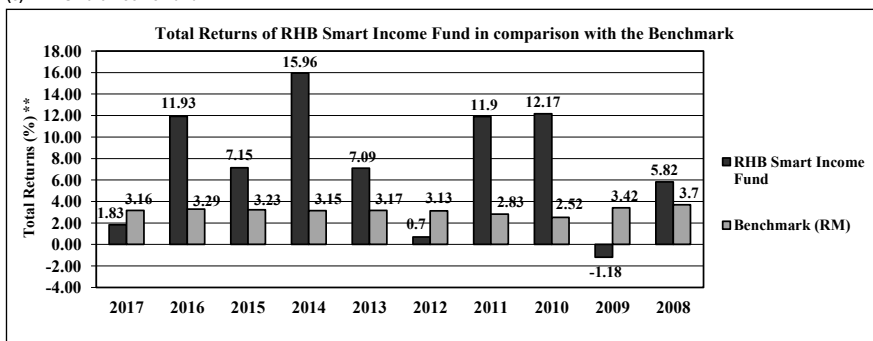
** The abovementioned Fund performance is computed on Net Asset Value to Net Asset Value basis and has been adjusted to reflect distributions and unit splits, if any.

For the latest financial year, the Fund recorded a gain of 1.03% whilst its benchmark, recorded a gain of 6.71%. This underperformance was attributed largely to the Fund's stock selection.

Over the latest ten financial years, the Fund outperformed its benchmark in eight financial years/ periods, namely in 2008, 2009, 2011, 2012, 2013, 2014, 2015 and 2016. Over the latest ten financial years, the Fund has registered nine positive returns with the highest return of 33.34% recorded in 2014 (outperforming the benchmark return of 23.17%) and the worst performance of -11.75% recorded in 2009 (outperforming the benchmark return of -14.45%).

ANNUAL TOTAL RETURNS OF THE FUND

(c) RHB Smart Income Fund



Source: Lipper IM, 10 April 2017.

** The abovementioned Fund performance is computed on Net Asset Value to Net Asset Value basis and has been adjusted to reflect distributions and unit splits, if any.

For the latest financial year, the Fund recorded a gain of 1.83% whilst its benchmark, recorded a gain of 3.16%. This underperformance was attributed largely to the Fund's stock selection. Over the latest ten financial years, the Fund outperformed its benchmark in seven financial years/ periods, namely in 2008, 2010, 2011, 2013, 2014, 2015 and 2016. Over the latest ten financial years, the Fund has registered nine positive returns with the highest return of 15.96% recorded in 2014 (outperforming the benchmark return of 3.15%) and the worst performance of -1.18% recorded in 2009 (underperforming the benchmark return of 3.42%).

PORTFOLIO TURNOVER RATIO

	Financial Year Ended 31 March		
	2017	2016	2015
RHB Smart Treasure Fund	0.96 times	1.61 times	1.38 times
	The portfolio turnover ratio ("PTR") for the latest financial year was lower compared with the previous financial year due to higher average net asset value for the latest financial year.		
RHB Smart Balanced Fund	0.48 times	0.93 times	1.00 times
	The PTR for the latest financial year was lower compared with the previous financial year as there were lesser investment activities during the latest financial year.		
RHB Smart Income Fund	1.07 times	0.70 times	0.75 times
	The PTR for the latest financial year was higher compared with the previous financial year due to more investment activities for the latest financial year.		

DISTRIBUTION RECORD

	Financial Year Ended 31 March		
	2017	2016	2015
(a) RHB Smart Treasure Fund			
Gross distribution per unit (sen)	2.0000	13.0400	-
Net distribution per unit (sen)	2.0000	13.0400	-
(b) RHB Smart Balanced Fund			
Gross distribution per unit (sen)	3.3500	17.0200	-
Net distribution per unit (sen)	3.3500	17.0200	-
(c) RHB Smart Income Fund			
Gross distribution per unit (sen)	-	10.9100	-
Net distribution per unit (sen)	-	10.9100	-

The distributions were reinvested to purchase additional units of the respective Fund based on the Net Asset Value per unit as at the first Business Day when units of the respective Fund were quoted ex-entitlement. Allotment of such units was made within two (2) weeks thereafter.

ASSET ALLOCATION			
	As at 31/03/2017 (%)	As at 31/03/2016 (%)	As at 31/03/2015 (%)
(a) RHB Smart Treasure Fund			
As at the latest financial year (i.e. 31 March 2017), the Fund was 92.92% invested in equities and the remaining 7.08% invested in liquid assets and other net current assets.			
Equities			
Consumer Products	26.19	29.77	21.35
Finance	5.77	-	-
Industrial Products	19.45	21.16	18.03
Plantation	2.41	-	-
Trading/Services	39.10	43.17	48.33
	92.92	94.10	87.71
Collective Investment Scheme			
Real Estate Investment Trust (REITs)	-	-	10.47
Liquid assets and other net current assets	7.08	5.90	1.82
	100.00	100.00	100.00
The asset allocation was reflective of the Fund's investment strategy.			
(b) RHB Smart Balanced Fund			
As at the latest financial year (i.e. 31 March 2017), the Fund was 59.80% invested in equities, 38.31% invested in fixed income securities and the remaining 1.89% invested in liquid assets and other net current assets.			
Equities			
Consumer Products	18.44	11.33	13.01
Finance	0.26	0.55	-
Industrial Products	22.42	17.82	26.72
Technology	-	-	3.00
Trading/Services	18.68	19.12	20.75
	59.80	48.82	63.48
Fixed Income Securities:			
Unquoted Bonds	38.31	25.59	37.03
Cash/Deposits (Liquid assets and other net current liabilities)	1.89	25.59	(0.51)
	100.00	100.00	100.00
The asset allocation of the Fund reflect the Manager stance to risk manage the portfolio in the volatile markets.			
(c) RHB Smart Income Fund			
As at the latest financial year (i.e. 31 March 2016), the Fund was 29.72% invested in equities, 69.27% invested in fixed income securities and the remaining 1.01% invested in deposits or held as cash.			
Equities			
Consumer Products	9.78	7.33	8.56
Industrial Products	13.02	10.29	11.69
Technology	-	-	4.17
Trading/Services	6.92	7.16	6.73
	29.72	24.78	31.15
Fixed Income Securities:			
Unquoted Bonds	67.05	41.60	52.32
Commercial Paper	2.22	-	-
	69.27	41.60	52.32
Cash/Deposits	1.01	33.62	16.53
	100.00	100.00	100.00
The asset allocation was reflective of the Fund's investment strategy.			
PAST PERFORMANCE OF THE FUND IS NOT AN INDICATION OF ITS FUTURE PERFORMANCE.			

FEES & CHARGES

This table describes the charges that you may directly incur when you buy or redeem units of the Fund:

	RHB Smart Treasure Fund	RHB Smart Balanced Fund	RHB Smart Income Fund
Charges			
This table describes the charges that you may directly incur when you buy or redeem units of the Fund:			
Sales charge ¹ by distribution channels			
Institutional Unit Trust Adviser (IUTA)	Up to 5.26% of investment amount.		Up to 2.00% of investment amount.
Tied (retail) agent	Up to 5.26% of investment amount.		Up to 2.00% of investment amount.
Direct sales (Direct investment with the Manager)	Up to 5.26% of investment amount.		Up to 2.00% of investment amount.
	Investments via the EPF Members' Investment Scheme will be levied a sales charge of up to 3.00% of the investment amount (or such other rate that may be determined by the EPF from time to time).		Investments via the EPF Members' Investment Scheme will be levied a sales charge of up to 2.00% of the investment amount (or such other rate that may be determined by the EPF from time to time).
An investor can expect differing sales charge being levied when buying units of the Fund from the various distribution channels and within each distribution channel, subject to the maximum sales charge stipulated herein. This is due to the different levels of services provided by each distribution channel and/or the size of the investment undertaken.			
Repurchase Charge	None.		
Dilution fee or transaction cost factor	None.		
Other charges payable directly by the investors			
Switching fee ¹	No switching fee is imposed if switching from RHB Smart Treasure Fund to any of the other RHB Smart Series Funds.	No switching fee is imposed if switching from RHB Smart Balanced Fund to any of the other RHB Smart Series Funds.	3% of redemption proceeds will be levied if switching from RHB Smart Income Fund to any of the other RHB Smart Series Funds.
For switching of units with Funds outside the umbrella of the RHB Smart Series Funds, a switching fee of RM25.00 per switch or the difference in sales charge which is deductible from the redemption amount of the units to be switched will be imposed, where applicable.			
Transfer fee ¹	RM5.00 per transfer.		

This table describes the fees that you may indirectly incur when you invest in the Fund:

	RHB Smart Treasure Fund	RHB Smart Balanced Fund	RHB Smart Income Fund
Fees			
Annual management fee ¹	1.50% per annum of Net Asset Value before deducting the Manager's and Trustee's fees for that particular day.		
Annual trustee fee ¹	Up to 0.07% per annum of Net Asset Value before deducting the Manager's and Trustee's fees for that particular day.		
Expenses directly related to the Fund	Auditors' fees, custodial charges, other relevant professional fees, cost of distribution of interim/annual reports, tax certificates, reinvestment statements and other notices to Unit Holders, commissions paid to brokers, other transaction costs and taxes.		
Other fees payable indirectly by an investor	None.		

¹The implementation of GST is effective from 1 April 2015 at the rate of 6% and the fees and charges payable are exclusive of GST.

Note: The Manager may, for any reason at any time, waive or reduce the amount of its management fee only or all charges directly payable by the Unit Holder and/or investor in respect of a Fund, either generally (for all Unit Holders and/or investors) or specifically (for any particular Unit Holder and/or investors) and for any period or periods of time at its absolute discretion.

TRANSACTION INFORMATION

	RHB Smart Treasure Fund	RHB Smart Balanced Fund	RHB Smart Income Fund
Minimum Initial Investment	RM200 or such other amount as the Manager may from time to time accept.		
Minimum Additional Investment	Any amount.		
Minimum Repurchase Units	Any number of units.		
Restriction on Frequency of Repurchase	No restrictions.		
Switching Facility and Frequency of Switching	<ul style="list-style-type: none"> • Available. • Minimum amount for a switch is RM1,000.00. • There are no restrictions as to the number of switches a Unit Holder may perform or the frequency of switching. • Minimum investment balance at all times must be one hundred (100) units or such other lower quantity as the Manager may from time to time decide after the switch. 		
Minimum Investment Balance	100 units or such other quantity as the Manager may from time to time decide.		
Transfer Facility	Available. In the event of a partial transfer, both the transferor and the transferee must each hold a minimum investment balance of one hundred (100) units or such other lower quantity as the Manager may from time to time decide after the transfer.		
Redemption Period	Redemption monies to be paid within ten (10) days after receipt by the Manager of the request to repurchase.		
Cooling-off Period	Unit Holders have the right to request for a refund of their investment within six (6) business days# which shall be effective from the date of receipt of the application by the Manager, subject to eligibility. #These are the working days when the Manager is open for business.		
Dealing Hours	9:00 a.m. to 4:00 p.m. (Malaysia time) on any Business Day or such later time as the Manager may determine provided always the orders are received before the next valuation point.		

YOU SHOULD NOT MAKE PAYMENT IN CASH TO A UNIT TRUST CONSULTANT OR ISSUE A CHEQUE IN THE NAME OF A UNIT TRUST CONSULTANT.

VALUATIONS AND EXITING FROM INVESTMENT

VALUATION OF ASSETS

The Funds must be valued at least once every Business Day.

Accordingly, the valuation of the respective Fund for a Business Day will be conducted at the close of Bursa Malaysia for that Business Day. Thus, the daily price of the Funds for a particular Business Day will be published in the major newspapers on the next day.

Investors may however obtain the most current computed prices by contacting the Manager directly or visiting our website, www.rhbgroup.com.

EXITING FROM THIS INVESTMENT

Units of a Fund can be redeemed by forwarding the completed form of request to repurchase to the Manager's registered office or any of its branch offices, or to any of its authorised sales agents or participating IUTAs before their respective cut-off times.

The redemption monies will be paid within ten (10) days after receipt by the Manager of the request to repurchase.

For partial redemption, the balance of units of the Fund held after the redemption must be at least one hundred (100) units or such other lower quantity as the Manager may from time to time decide (the "minimum investment balance"). There are no restrictions on the number of units a Unit Holder can redeem out of his investments or the frequency of redemptions in a year. However, the Manager shall not be bound to comply with any request for redemption of units if the balance of units held after the redemption is less than the minimum investment balance.

CONTACT INFORMATION

To contact the Manager or to find out about the distribution channels of the Fund, you may call our help-desk at Toll Free-Phone number: 1-800-88-3175 at any time during our office hours: Mondays through Fridays from 9:00 a.m. – 5:00 p.m. or e-mail your enquiries to rhbam@rhbgroup.com or visit our website, www.rhbgroup.com

HOW DO YOU LODGE A COMPLAINT?

1. For internal dispute resolution, you may contact:

- | | | | |
|-----|---------------------|---|--|
| (a) | via phone to | : | 03-9205 8000 |
| (b) | via fax to | : | 03-9205 8100 |
| (c) | via Toll Free-Phone | : | 1-800-88-3175 |
| (d) | via email to | : | rhbam@rhbgroup.com |
| (e) | via letter to | : | RHB Asset Management Sdn Bhd |

Level 8, Tower 2 & 3
RHB Centre, Jalan Tun Razak
50400 Kuala Lumpur

2. If you are dissatisfied with the outcome of the internal dispute resolution process, please refer your dispute to the **Securities Industry Dispute Resolution Center (SIDREC)**:

- (a) via phone to : 03-2282 2280
 (b) via fax to : 03-2282 3855
 (c) via email to : info@sidrec.com.my
 (d) via letter to : Securities Industry Dispute Resolution Center (SIDREC)
 Unit A-9-1, Level 9, Tower A
 Menara UOA Bangsar
 No. 5, Jalan Bangsar Utama 1
 59000 Kuala Lumpur

3. You can also direct your complaint to the Securities Commission Malaysia (SC) even if you have initiated a dispute resolution process with SIDREC. To make a complaint, please contact the SC's Investor Affairs & Complaints Department:

- (a) via phone to : 03-6204 8999
 (b) via fax to : 03-6204 8991
 (c) via email to : aduan@seccom.com.my
 (d) via online complaint form available at : www.sc.com.my
 (e) via letter to : Investor Affairs & Complaints Department
 Securities Commission Malaysia
 No. 3 Persiaran Bukit Kiara
 Bukit Kiara
 50490 Kuala Lumpur

4. Federation of Investment Managers Malaysia (FIMM)'s Complaints Bureau:

- (a) via phone to : 03-2092 3800
 (b) via fax to : 03-2093 2700
 (c) via e-mail to : complaints@fimm.com.my
 (d) via online complaint form available at : www.fimm.com.my
 (e) via letter to : Legal, Secretarial & Regulatory Affairs
 Federation of Investment Managers Malaysia
 19-06-1, 6th Floor Wisma Tune
 No. 19 Lorong Dungun
 Damansara Heights
 50490 Kuala Lumpur

GLOSSARY

Business Day	A day in which Bursa Malaysia is open for trading.
Bursa Malaysia	The stock exchange managed or operated by BMSB.
BMSB	Bursa Malaysia Securities Berhad.
Disclosure Documents	The Fund's prevailing prospectus and its supplementary(ies) (if any).
EPF	Employees Provident Fund.
Fund (respectively) / Funds (collectively)	RHB Smart Treasure Fund; or RHB Smart Balanced Fund; or RHB Smart Income Fund.
GST	Goods and services tax.
Net Asset Value (NAV)	The Net Asset Value of the Fund is determined by deducting the value of all the Fund's liabilities from the value of all the Fund's assets, at the valuation point.
RM or Ringgit Malaysia	The lawful currency of Malaysia.
Unit Holder(s)	The person(s) for the time being registered under the provisions of the deed as the holder of units of the Fund and person(s) jointly so registered.