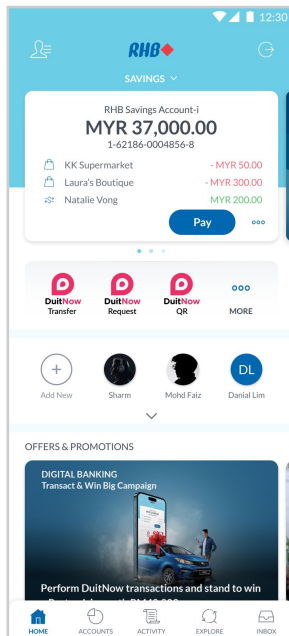


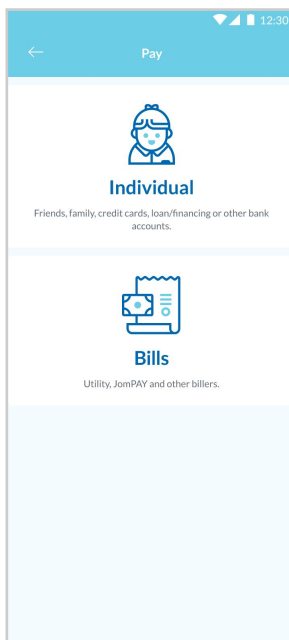
How to perform JomPAY or bill payments

Pay your recurring bills with just a few taps.



Step 1

Log in to the RHB Mobile Banking App and tap on the button “More” and then “Pay Bills”.

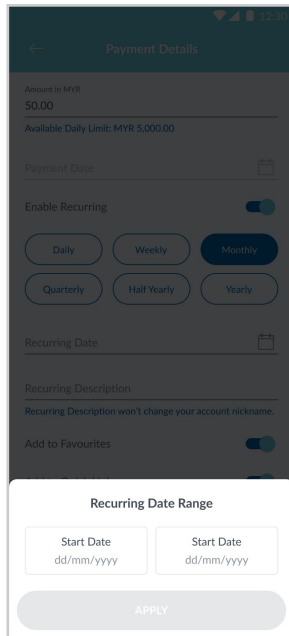


Step 2

Tap on ‘Bills’ and input your payment details.

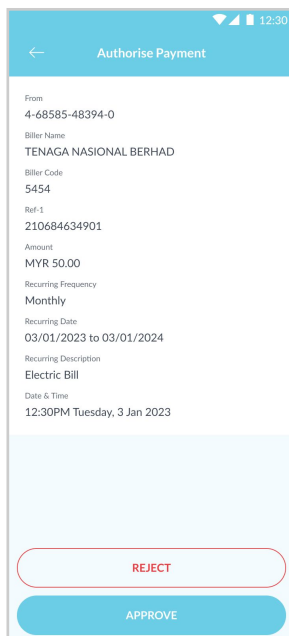
How to perform JomPAY or bill payments

Pay your recurring bills with just a few taps.



Step 3

Enable the Recurring Payment toggle and set your recurring date range.

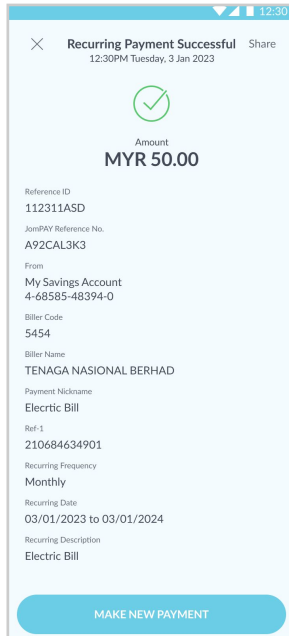


Step 4

Review the payment details and authorise the transaction.

How to perform JomPAY or bill payments

Pay your recurring bills with just a few taps.



Step 5

You will receive a notification once successful.